



Shot Chart

GRE 60 vs 80 LAT

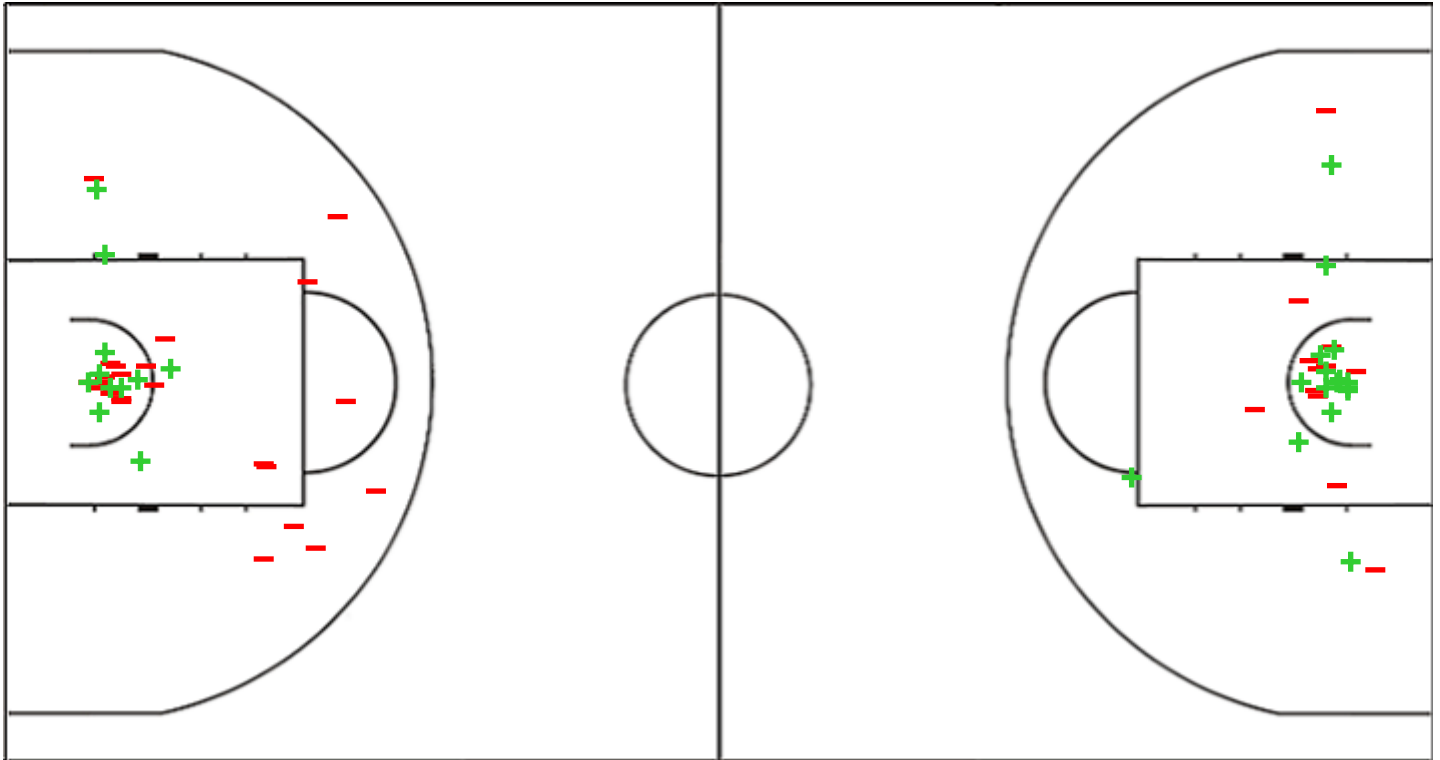
(13-16, 15-20, 17-27, 15-17)

Scoring by 5 min intervals:

	Q1		Q2		Q3		Q4	
GRE	6	13	19	28	38	45	50	60
LAT	9	16	26	36	53	63	70	80

GRE - Greece

LAT - Latvia



GRE	M / A	%
Fied Goals	18 / 65	28
2 Points	11 / 35	31
3 Points	7 / 30	23
Free Throws	17 / 24	71

%	M / A	LAT
49	26 / 53	Fied Goals
57	16 / 28	2 Points
40	10 / 25	3 Points
82	18 / 22	Free Throws

GLOBAL PARTNERS





Shot Chart

GRE 60 vs 80 LAT

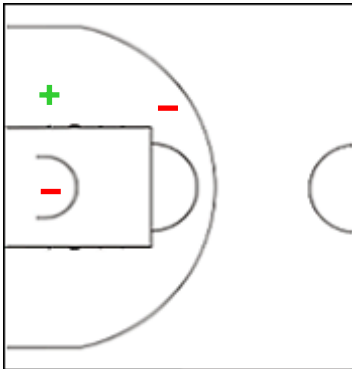
(13-16, 15-20, 17-27, 15-17)

Scoring by 5 min intervals:

	Q1		Q2		Q3		Q4	
GRE	6	13	19	28	38	45	50	60
LAT	9	16	26	36	53	63	70	80

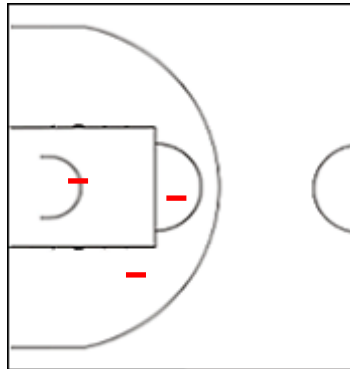
GRE - Greece

1 ROGKAVOPOULOS Nikos



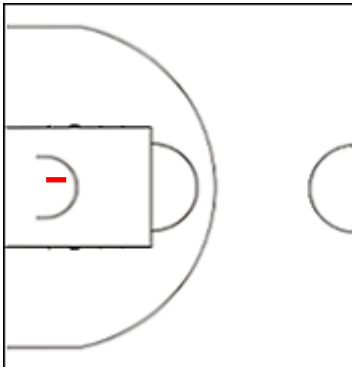
	M / A	%
Fied Goals	2 / 7	29
2 Points	1 / 3	33
3 Points	1 / 4	25
Free Throws	3 / 4	75

3 CHARALAMPOPOULOS



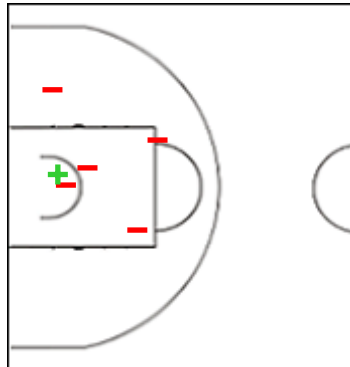
	M / A	%
Fied Goals	2 / 7	29
2 Points	0 / 3	0
3 Points	2 / 4	50
Free Throws	0 / 0	0

19 MOURATOS Vasilis



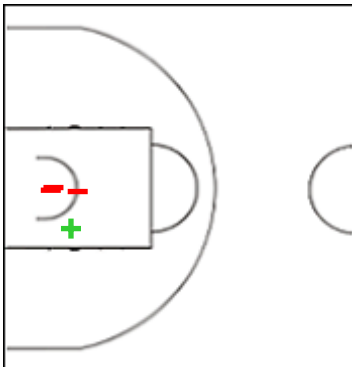
	M / A	%
Fied Goals	0 / 1	0
2 Points	0 / 1	0
3 Points	0 / 0	0
Free Throws	2 / 2	100

21 MORAITIS Dimitris



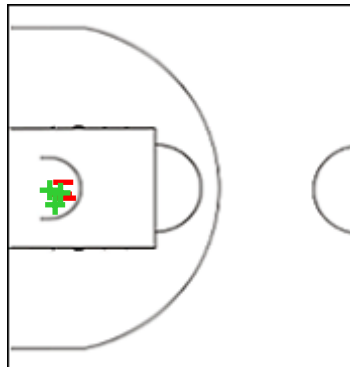
	M / A	%
Fied Goals	2 / 11	18
2 Points	1 / 6	17
3 Points	1 / 5	20
Free Throws	1 / 3	33

24 TSAIRELIS Michalis



	M / A	%
Fied Goals	1 / 4	25
2 Points	1 / 4	25
3 Points	0 / 0	0
Free Throws	2 / 4	50

25 GONTIKAS Kostas



	M / A	%
Fied Goals	3 / 6	50
2 Points	3 / 6	50
3 Points	0 / 0	0
Free Throws	5 / 7	71

GLOBAL PARTNERS





Shot Chart

GRE 60 vs 80 LAT

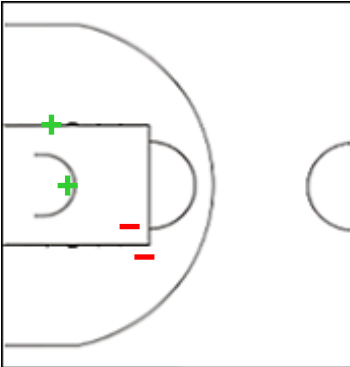
(13-16, 15-20, 17-27, 15-17)

Scoring by 5 min intervals:

	Q1		Q2		Q3		Q4	
GRE	6	13	19	28	38	45	50	60
LAT	9	16	26	36	53	63	70	80

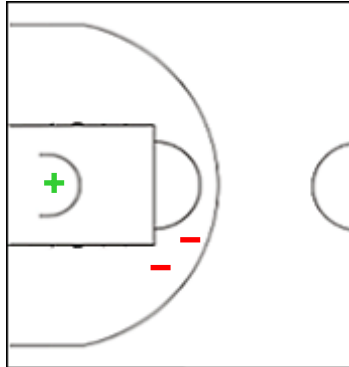
GRE - Greece

27 TSALMPOURIS Georgios



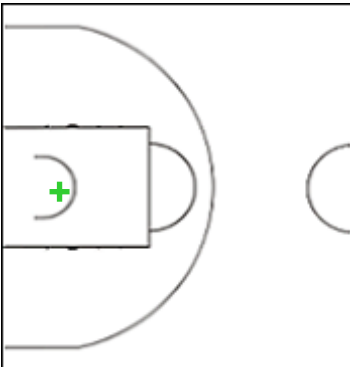
	M / A	%
Fied Goals	2 / 7	29
2 Points	2 / 4	50
3 Points	0 / 3	0
Free Throws	4 / 4	100

28 GKIKAS Nikos



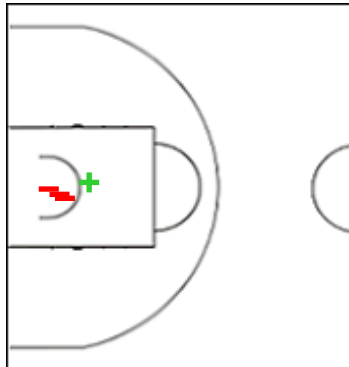
	M / A	%
Fied Goals	4 / 9	44
2 Points	1 / 3	33
3 Points	3 / 6	50
Free Throws	0 / 0	0

31 GIANNOPOULOS Charis



	M / A	%
Fied Goals	1 / 2	50
2 Points	1 / 1	100
3 Points	0 / 1	0
Free Throws	0 / 0	0

44 LOUNTZIS Michail



	M / A	%
Fied Goals	1 / 11	9
2 Points	1 / 4	25
3 Points	0 / 7	0
Free Throws	0 / 0	0

GLOBAL PARTNERS





Shot Chart

GRE 60 vs 80 LAT

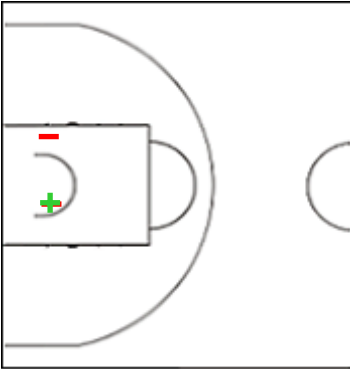
(13-16, 15-20, 17-27, 15-17)

Scoring by 5 min intervals:

	Q1		Q2		Q3		Q4	
GRE	6	13	19	28	38	45	50	60
LAT	9	16	26	36	53	63	70	80

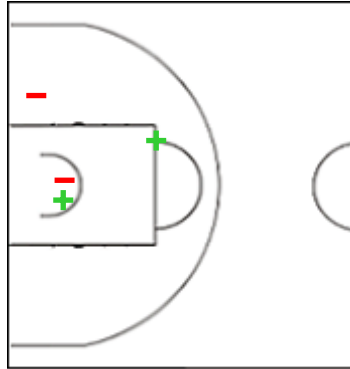
LAT - Latvia

5 MEJERIS Mareks



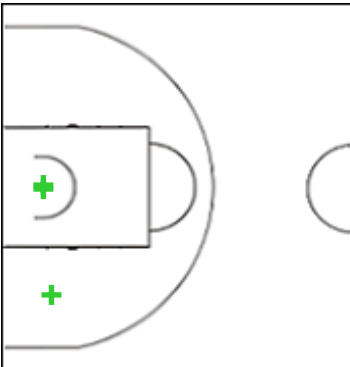
	M / A	%
Fied Goals	1 / 3	33
2 Points	1 / 3	33
3 Points	0 / 0	0
Free Throws	0 / 0	0

9 BERTANS Dairis



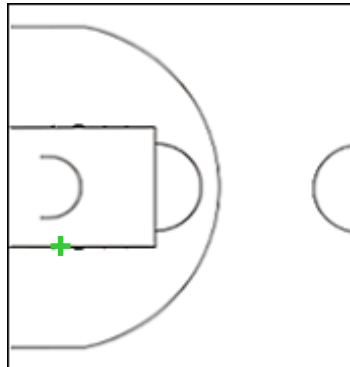
	M / A	%
Fied Goals	5 / 9	56
2 Points	2 / 4	50
3 Points	3 / 5	60
Free Throws	2 / 2	100

10 TIMMA Janis



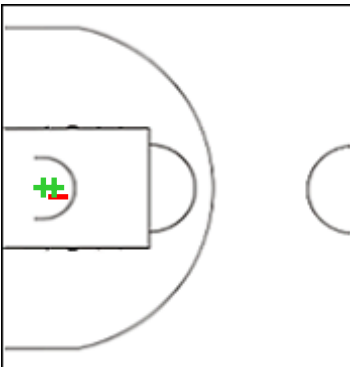
	M / A	%
Fied Goals	6 / 10	60
2 Points	3 / 3	100
3 Points	3 / 7	43
Free Throws	2 / 2	100

13 STRELNIEKS Janis



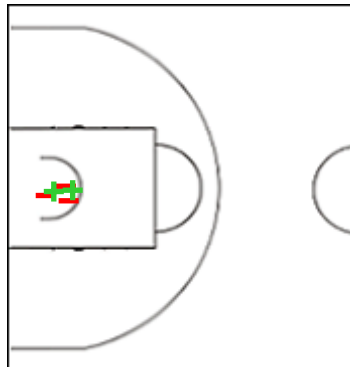
	M / A	%
Fied Goals	5 / 6	83
2 Points	1 / 1	100
3 Points	4 / 5	80
Free Throws	5 / 6	83

18 CAVARS Klavs



	M / A	%
Fied Goals	2 / 3	67
2 Points	2 / 3	67
3 Points	0 / 0	0
Free Throws	0 / 0	0

19 LOMAZS Rihards



	M / A	%
Fied Goals	2 / 10	20
2 Points	2 / 5	40
3 Points	0 / 5	0
Free Throws	3 / 6	50

GLOBAL PARTNERS





Shot Chart

GRE 60 vs 80 LAT

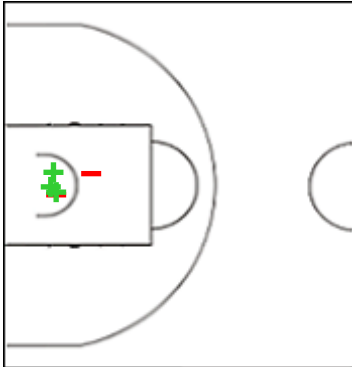
(13-16, 15-20, 17-27, 15-17)

Scoring by 5 min intervals:

	Q1		Q2		Q3		Q4	
GRE	6	13	19	28	38	45	50	60
LAT	9	16	26	36	53	63	70	80

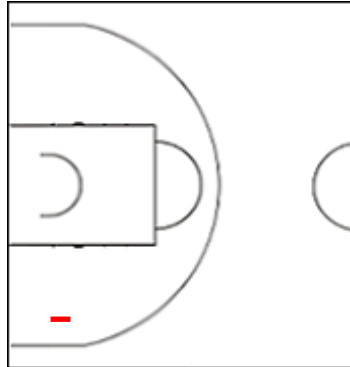
LAT - Latvia

24 GRAZULIS Andrejs



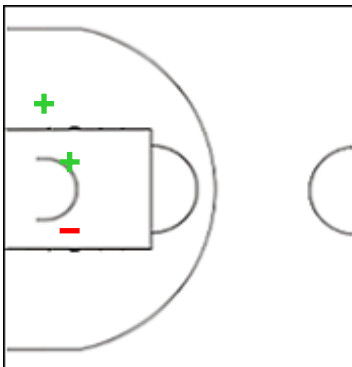
	M / A	%
Fied Goals	3 / 5	60
2 Points	3 / 5	60
3 Points	0 / 0	0
Free Throws	2 / 2	100

25 LAKSA Martins



	M / A	%
Fied Goals	0 / 1	0
2 Points	0 / 1	0
3 Points	0 / 0	0
Free Throws	0 / 0	0

66 ZORIKS Kristers



	M / A	%
Fied Goals	2 / 4	50
2 Points	2 / 3	67
3 Points	0 / 1	0
Free Throws	4 / 4	100

GLOBAL PARTNERS





Shot Chart

GRE 60 vs 80 LAT

(13-16, 15-20, 17-27, 15-17)

Scoring by 5 min intervals:

	Q1		Q2		Q3		Q4	
GRE	6	13	19	28	38	45	50	60
LAT	9	16	26	36	53	63	70	80

GRE - Greece

LAT - Latvia



	M / A	%
Fied Goals	18 / 65	28
2 Points	11 / 35	31
3 Points	7 / 30	23
Free Throws	17 / 24	71

%	M / A	
49	26 / 53	Fied Goals
57	16 / 28	2 Points
40	10 / 25	3 Points
82	18 / 22	Free Throws

GLOBAL PARTNERS

