



Shot Chart

LTU 65 vs 90 FRA

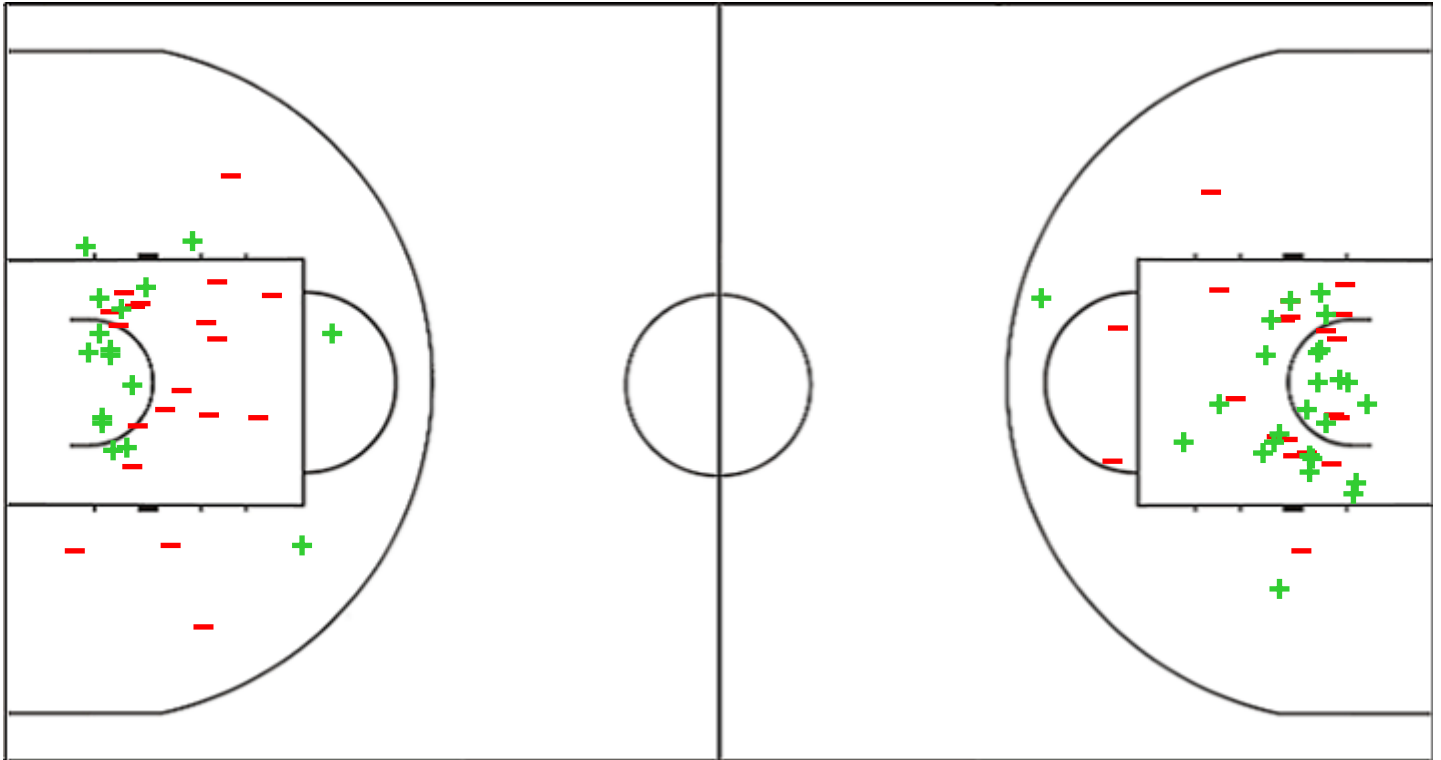
(14-22, 19-21, 14-27, 18-20)

Scoring by 5 min intervals:

| | Q1 | | Q2 | | Q3 | | Q4 | |
|-----|----|----|----|----|----|----|----|----|
| LTU | 4 | 14 | 26 | 33 | 38 | 47 | 53 | 65 |
| FRA | 11 | 22 | 29 | 43 | 57 | 70 | 78 | 90 |

LTU - Lithuania

FRA - France



| LTU | M / A | % |
|-------------|---------|----|
| Fied Goals | 23 / 63 | 37 |
| 2 Points | 16 / 35 | 46 |
| 3 Points | 7 / 28 | 25 |
| Free Throws | 12 / 14 | 86 |

| % | M / A | FRA |
|----|---------|-------------|
| 56 | 35 / 63 | Fied Goals |
| 57 | 26 / 46 | 2 Points |
| 53 | 9 / 17 | 3 Points |
| 79 | 11 / 14 | Free Throws |

GLOBAL PARTNERS





Shot Chart

LTU 65 vs 90 FRA

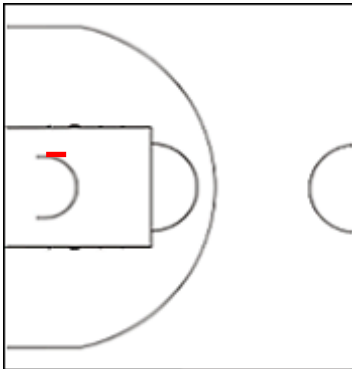
(14-22, 19-21, 14-27, 18-20)

Scoring by 5 min intervals:

| | Q1 | | Q2 | | Q3 | | Q4 | |
|-----|----|----|----|----|----|----|----|----|
| LTU | 4 | 14 | 26 | 33 | 38 | 47 | 53 | 65 |
| FRA | 11 | 22 | 29 | 43 | 57 | 70 | 78 | 90 |

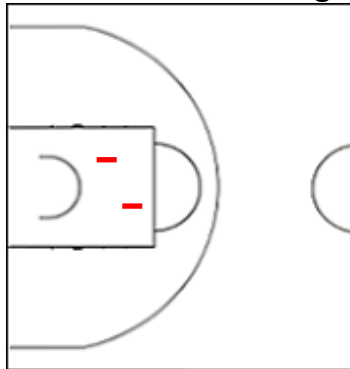
LTU - Lithuania

1 VELICKA Arnas



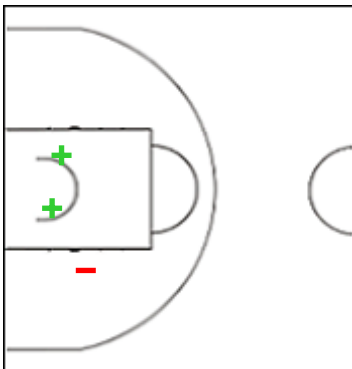
| | M / A | % |
|-------------|-------|-----|
| Fied Goals | 2 / 6 | 33 |
| 2 Points | 0 / 1 | 0 |
| 3 Points | 2 / 5 | 40 |
| Free Throws | 2 / 2 | 100 |

2 NORMANTAS Margiris



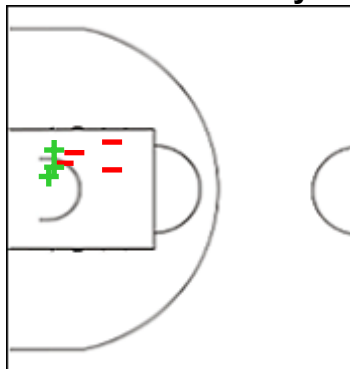
| | M / A | % |
|-------------|-------|----|
| Fied Goals | 0 / 5 | 0 |
| 2 Points | 0 / 2 | 0 |
| 3 Points | 0 / 3 | 0 |
| Free Throws | 1 / 2 | 50 |

13 KARINIAUSKAS Vaidas



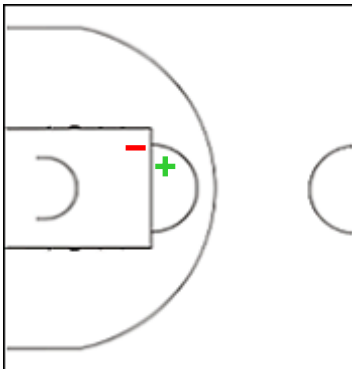
| | M / A | % |
|-------------|-------|----|
| Fied Goals | 2 / 4 | 50 |
| 2 Points | 2 / 3 | 67 |
| 3 Points | 0 / 1 | 0 |
| Free Throws | 0 / 0 | 0 |

14 ECHODAS Martynas



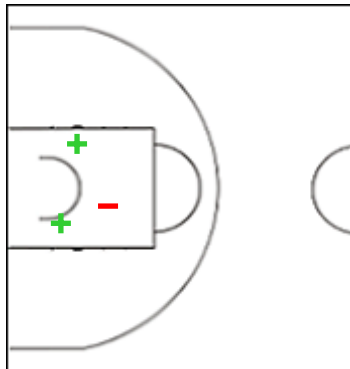
| | M / A | % |
|-------------|-------|----|
| Fied Goals | 3 / 7 | 43 |
| 2 Points | 3 / 7 | 43 |
| 3 Points | 0 / 0 | 0 |
| Free Throws | 0 / 1 | 0 |

18 GIRDZIUNAS Mindaugas



| | M / A | % |
|-------------|-------|----|
| Fied Goals | 1 / 3 | 33 |
| 2 Points | 1 / 2 | 50 |
| 3 Points | 0 / 1 | 0 |
| Free Throws | 0 / 0 | 0 |

19 KUZMINSKAS Mindaugas



| | M / A | % |
|-------------|-------|-----|
| Fied Goals | 2 / 8 | 25 |
| 2 Points | 2 / 3 | 67 |
| 3 Points | 0 / 5 | 0 |
| Free Throws | 3 / 3 | 100 |

GLOBAL PARTNERS





Shot Chart

LTU 65 vs 90 FRA

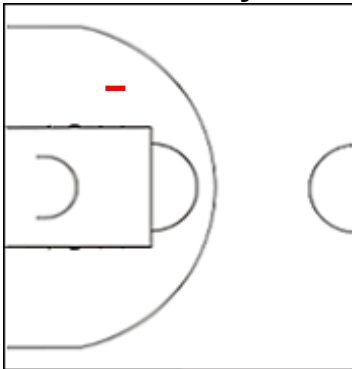
(14-22, 19-21, 14-27, 18-20)

Scoring by 5 min intervals:

| | Q1 | | Q2 | | Q3 | | Q4 | |
|-----|----|----|----|----|----|----|----|----|
| LTU | 4 | 14 | 26 | 33 | 38 | 47 | 53 | 65 |
| FRA | 11 | 22 | 29 | 43 | 57 | 70 | 78 | 90 |

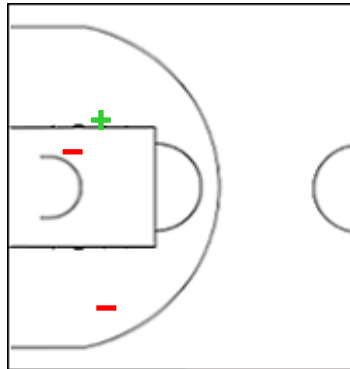
LTU - Lithuania

21 MASIULIS Gytis



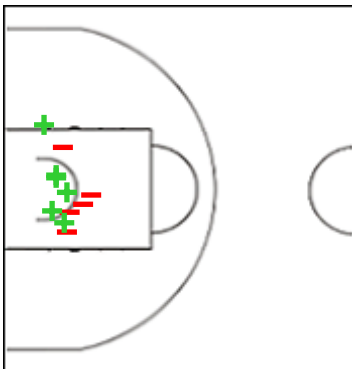
| | M / A | % |
|-------------|-------|---|
| Fied Goals | 0 / 2 | 0 |
| 2 Points | 0 / 1 | 0 |
| 3 Points | 0 / 1 | 0 |
| Free Throws | 0 / 0 | 0 |

22 BENDZIUS Eimantas



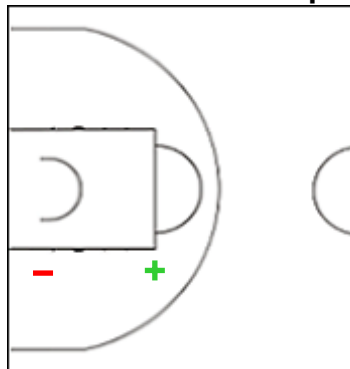
| | M / A | % |
|-------------|--------|----|
| Fied Goals | 5 / 11 | 45 |
| 2 Points | 1 / 3 | 33 |
| 3 Points | 4 / 8 | 50 |
| Free Throws | 0 / 0 | 0 |

23 BLAZEVIC Marek



| | M / A | % |
|-------------|--------|-----|
| Fied Goals | 6 / 11 | 55 |
| 2 Points | 6 / 11 | 55 |
| 3 Points | 0 / 0 | 0 |
| Free Throws | 2 / 2 | 100 |

30 ZEMAITIS Kristupas



| | M / A | % |
|-------------|-------|-----|
| Fied Goals | 1 / 4 | 25 |
| 2 Points | 1 / 2 | 50 |
| 3 Points | 0 / 2 | 0 |
| Free Throws | 2 / 2 | 100 |

GLOBAL PARTNERS





Shot Chart

LTU 65 vs 90 FRA

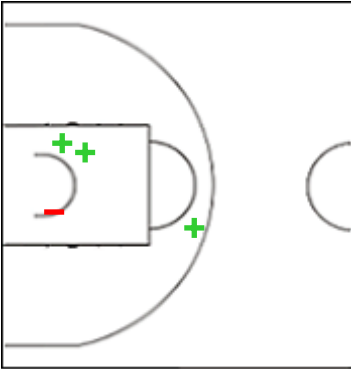
(14-22, 19-21, 14-27, 18-20)

Scoring by 5 min intervals:

| | Q1 | | Q2 | | Q3 | | Q4 | |
|-----|----|----|----|----|----|----|----|----|
| LTU | 4 | 14 | 26 | 33 | 38 | 47 | 53 | 65 |
| FRA | 11 | 22 | 29 | 43 | 57 | 70 | 78 | 90 |

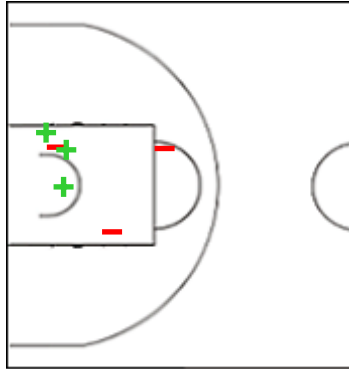
FRA - France

00 FRANCISCO Sylvain



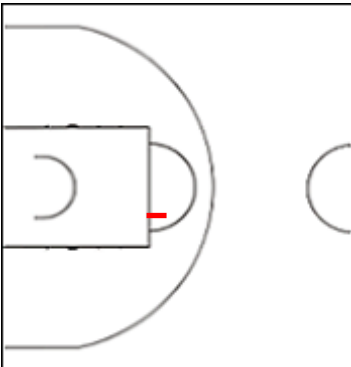
| | M / A | % |
|-------------|-------|-----|
| Fied Goals | 8 / 9 | 89 |
| 2 Points | 3 / 4 | 75 |
| 3 Points | 5 / 5 | 100 |
| Free Throws | 0 / 0 | 0 |

8 SENE Benjamin



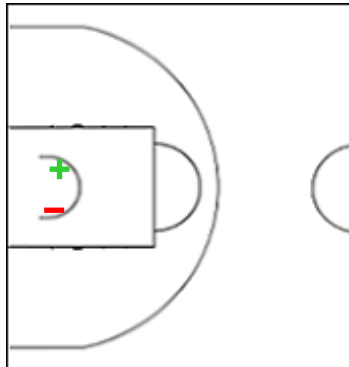
| | M / A | % |
|-------------|-------|----|
| Fied Goals | 3 / 8 | 38 |
| 2 Points | 3 / 6 | 50 |
| 3 Points | 0 / 2 | 0 |
| Free Throws | 0 / 0 | 0 |

19 CHASSANG Alexandre



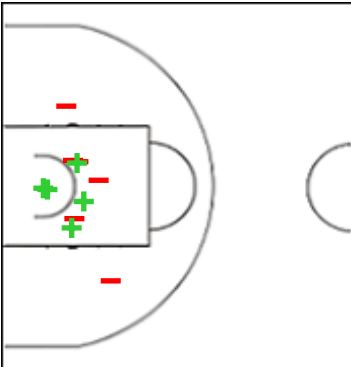
| | M / A | % |
|-------------|-------|---|
| Fied Goals | 0 / 1 | 0 |
| 2 Points | 0 / 1 | 0 |
| 3 Points | 0 / 0 | 0 |
| Free Throws | 0 / 0 | 0 |

23 BEGARIN Juhann



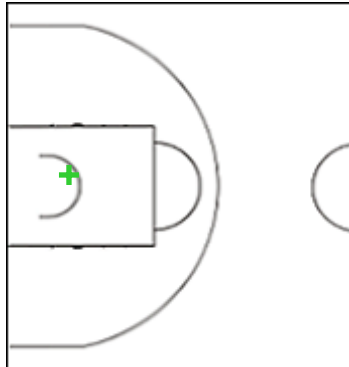
| | M / A | % |
|-------------|-------|----|
| Fied Goals | 1 / 3 | 33 |
| 2 Points | 1 / 2 | 50 |
| 3 Points | 0 / 1 | 0 |
| Free Throws | 0 / 1 | 0 |

32 WEMBANYAMA Victor



| | M / A | % |
|-------------|--------|-----|
| Fied Goals | 6 / 13 | 46 |
| 2 Points | 5 / 11 | 45 |
| 3 Points | 1 / 2 | 50 |
| Free Throws | 7 / 7 | 100 |

33 TOUPANE Axel



| | M / A | % |
|-------------|-------|-----|
| Fied Goals | 1 / 1 | 100 |
| 2 Points | 1 / 1 | 100 |
| 3 Points | 0 / 0 | 0 |
| Free Throws | 0 / 0 | 0 |

GLOBAL PARTNERS





Shot Chart

LTU 65 vs 90 FRA

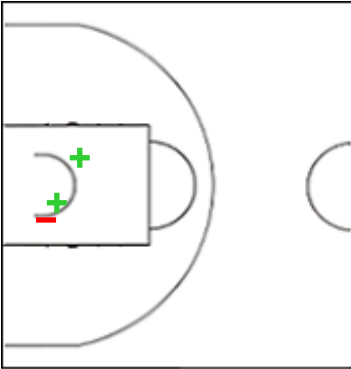
(14-22, 19-21, 14-27, 18-20)

Scoring by 5 min intervals:

| | Q1 | | Q2 | | Q3 | | Q4 | |
|-----|----|----|----|----|----|----|----|----|
| LTU | 4 | 14 | 26 | 33 | 38 | 47 | 53 | 65 |
| FRA | 11 | 22 | 29 | 43 | 57 | 70 | 78 | 90 |

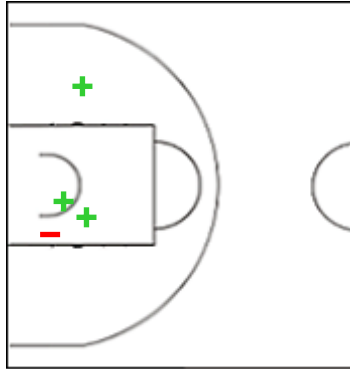
FRA - France

39 MAKOUNDOU Yoan



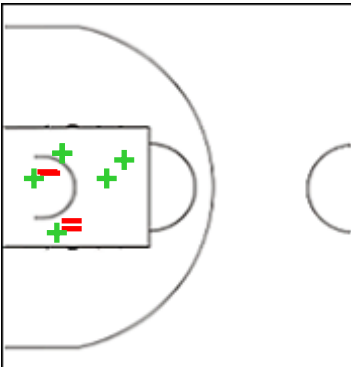
| | M / A | % |
|-------------|-------|----|
| Fied Goals | 2 / 3 | 67 |
| 2 Points | 2 / 3 | 67 |
| 3 Points | 0 / 0 | 0 |
| Free Throws | 1 / 2 | 50 |

41 KAMAGATE Ismael



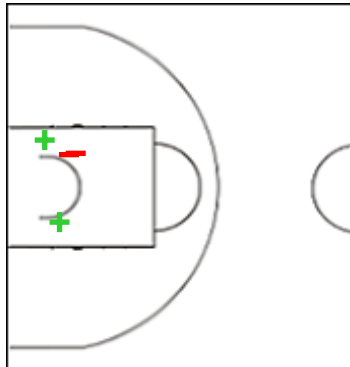
| | M / A | % |
|-------------|-------|----|
| Fied Goals | 3 / 4 | 75 |
| 2 Points | 3 / 4 | 75 |
| 3 Points | 0 / 0 | 0 |
| Free Throws | 0 / 0 | 0 |

77 INGLIS Damien



| | M / A | % |
|-------------|--------|----|
| Fied Goals | 6 / 10 | 60 |
| 2 Points | 6 / 10 | 60 |
| 3 Points | 0 / 0 | 0 |
| Free Throws | 3 / 4 | 75 |

90 LACOMBE Paul



| | M / A | % |
|-------------|-------|----|
| Fied Goals | 2 / 4 | 50 |
| 2 Points | 2 / 4 | 50 |
| 3 Points | 0 / 0 | 0 |
| Free Throws | 0 / 0 | 0 |

GLOBAL PARTNERS





Shot Chart

LTU 65 vs 90 FRA

(14-22, 19-21, 14-27, 18-20)

Scoring by 5 min intervals:

| | Q1 | | Q2 | | Q3 | | Q4 | |
|-----|----|----|----|----|----|----|----|----|
| LTU | 4 | 14 | 26 | 33 | 38 | 47 | 53 | 65 |
| FRA | 11 | 22 | 29 | 43 | 57 | 70 | 78 | 90 |

LTU - Lithuania

FRA - France



| | M / A | % |
|-------------|---------|----|
| Fied Goals | 23 / 63 | 37 |
| 2 Points | 16 / 35 | 46 |
| 3 Points | 7 / 28 | 25 |
| Free Throws | 12 / 14 | 86 |

| % | M / A | |
|----|---------|-------------|
| 56 | 35 / 63 | Fied Goals |
| 57 | 26 / 46 | 2 Points |
| 53 | 9 / 17 | 3 Points |
| 79 | 11 / 14 | Free Throws |

GLOBAL PARTNERS

