



Shot Chart

ITA 84 vs 88 ESP

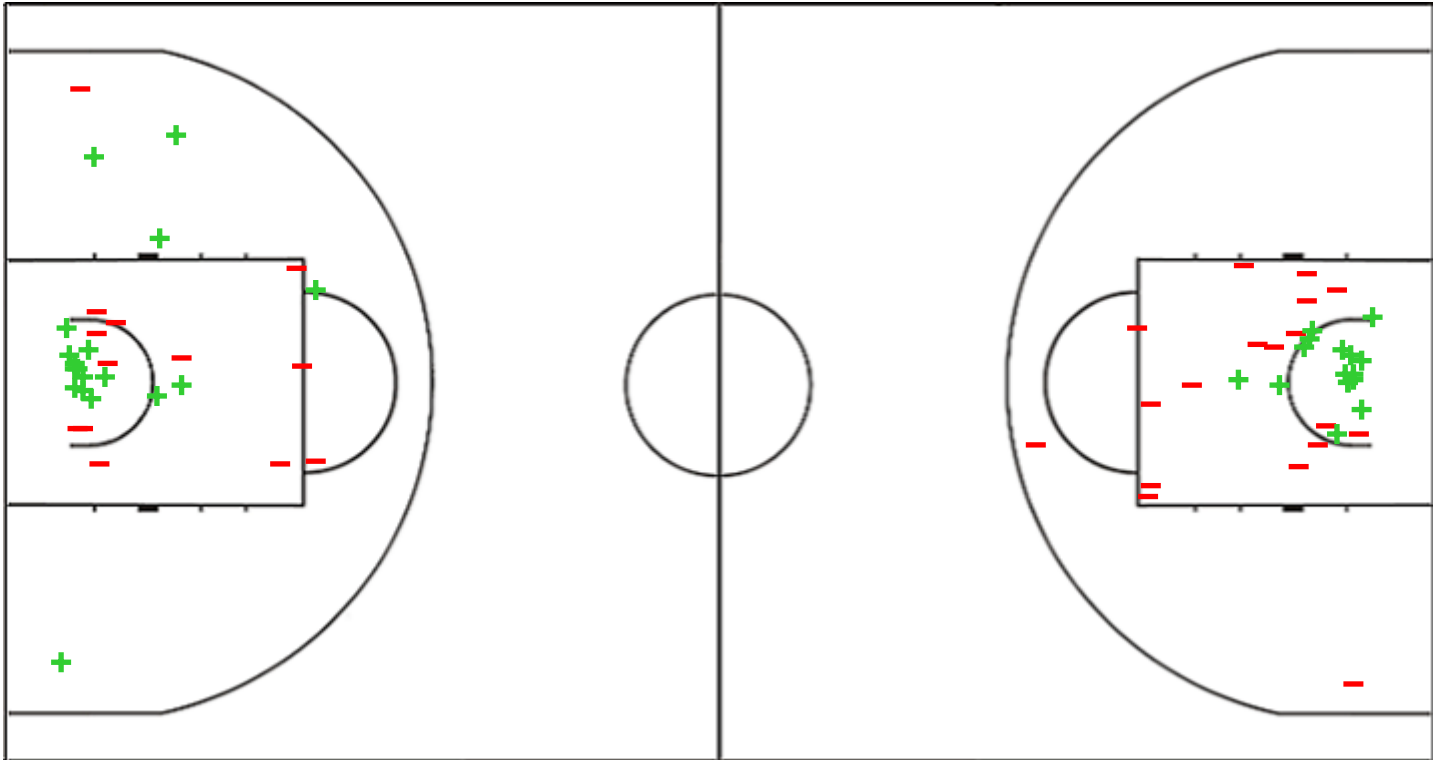
(18-22, 15-14, 16-19, 21-15, 14-18)

Scoring by 5 min intervals:

| | Q1 | Q2 | Q3 | Q4 | OT1 |
|-----|------|-------|-------|-------|-----|
| ITA | 6 18 | 22 33 | 41 49 | 59 70 | 84 |
| ESP | 9 22 | 29 36 | 45 55 | 58 70 | 88 |

ITA - Italy

ESP - Spain



| ITA | M / A | % |
|-------------|---------|----|
| Fied Goals | 28 / 64 | 44 |
| 2 Points | 18 / 31 | 58 |
| 3 Points | 10 / 33 | 30 |
| Free Throws | 18 / 23 | 78 |

| % | M / A | ESP |
|----|---------|-------------|
| 41 | 25 / 61 | Fied Goals |
| 47 | 16 / 34 | 2 Points |
| 33 | 9 / 27 | 3 Points |
| 74 | 29 / 39 | Free Throws |

GLOBAL PARTNERS





Shot Chart

ITA 84 vs 88 ESP

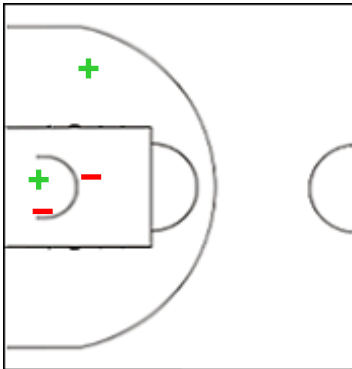
(18-22, 15-14, 16-19, 21-15, 14-18)

Scoring by 5 min intervals:

| | Q1 | | Q2 | | Q3 | | Q4 | | OT1 |
|-----|----|----|----|----|----|----|----|----|-----|
| ITA | 6 | 18 | 22 | 33 | 41 | 49 | 59 | 70 | 84 |
| ESP | 9 | 22 | 29 | 36 | 45 | 55 | 58 | 70 | 88 |

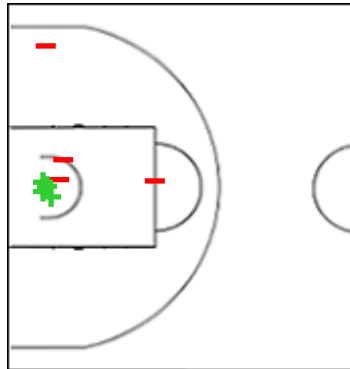
ITA - Italy

0 SPISSU Marco



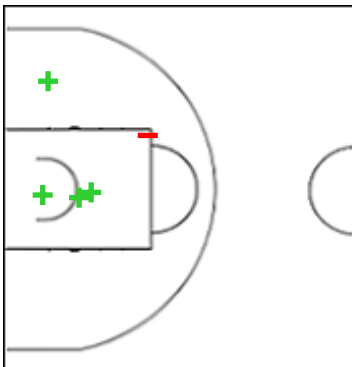
| | M / A | % |
|-------------|-------|-----|
| Fied Goals | 4 / 7 | 57 |
| 2 Points | 2 / 4 | 50 |
| 3 Points | 2 / 3 | 67 |
| Free Throws | 2 / 2 | 100 |

1 MANNION Nico



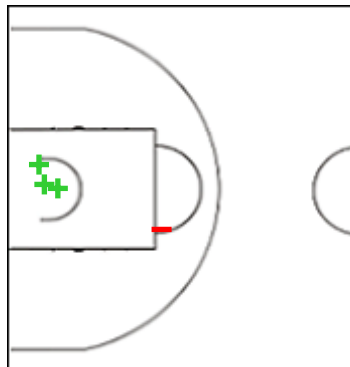
| | M / A | % |
|-------------|--------|----|
| Fied Goals | 7 / 16 | 44 |
| 2 Points | 4 / 8 | 50 |
| 3 Points | 3 / 8 | 38 |
| Free Throws | 3 / 4 | 75 |

6 BILIGHA Paul



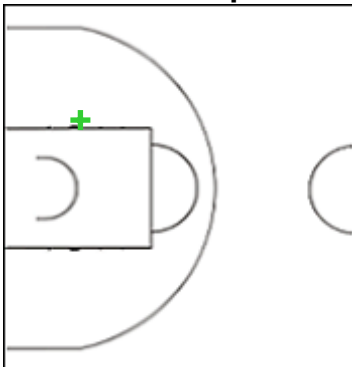
| | M / A | % |
|-------------|-------|----|
| Fied Goals | 4 / 5 | 80 |
| 2 Points | 4 / 5 | 80 |
| 3 Points | 0 / 0 | 0 |
| Free Throws | 2 / 3 | 67 |

16 TESSITORI Amedeo



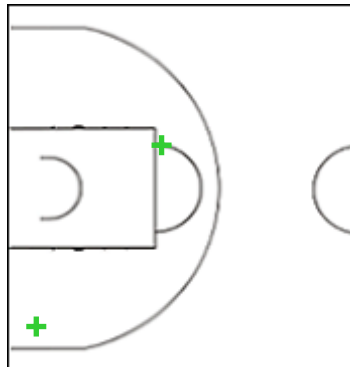
| | M / A | % |
|-------------|-------|----|
| Fied Goals | 3 / 4 | 75 |
| 2 Points | 3 / 4 | 75 |
| 3 Points | 0 / 0 | 0 |
| Free Throws | 2 / 5 | 40 |

17 RICCI Giampaolo



| | M / A | % |
|-------------|-------|-----|
| Fied Goals | 2 / 7 | 29 |
| 2 Points | 1 / 1 | 100 |
| 3 Points | 1 / 6 | 17 |
| Free Throws | 0 / 0 | 0 |

25 BALDASSO Tommaso



| | M / A | % |
|-------------|-------|-----|
| Fied Goals | 2 / 6 | 33 |
| 2 Points | 2 / 2 | 100 |
| 3 Points | 0 / 4 | 0 |
| Free Throws | 0 / 0 | 0 |

GLOBAL PARTNERS





Shot Chart

ITA 84 vs 88 ESP

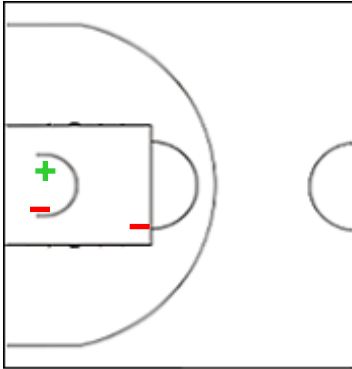
(18-22, 15-14, 16-19, 21-15, 14-18)

Scoring by 5 min intervals:

| | Q1 | | Q2 | | Q3 | | Q4 | | OT1 |
|-----|----|----|----|----|----|----|----|----|-----|
| ITA | 6 | 18 | 22 | 33 | 41 | 49 | 59 | 70 | 84 |
| ESP | 9 | 22 | 29 | 36 | 45 | 55 | 58 | 70 | 88 |

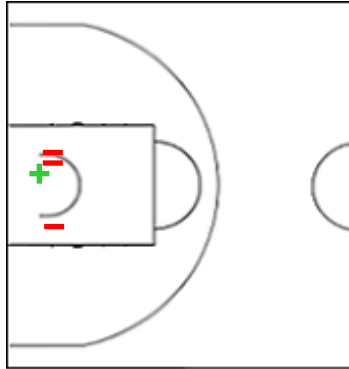
ITA - Italy

54 PAJOLA Alessandro



| | M / A | % |
|-------------|-------|----|
| Fied Goals | 1 / 5 | 20 |
| 2 Points | 1 / 3 | 33 |
| 3 Points | 0 / 2 | 0 |
| Free Throws | 0 / 0 | 0 |

77 PETRUCELLI John



| | M / A | % |
|-------------|-------|-----|
| Fied Goals | 2 / 8 | 25 |
| 2 Points | 1 / 4 | 25 |
| 3 Points | 1 / 4 | 25 |
| Free Throws | 2 / 2 | 100 |

GLOBAL PARTNERS





Shot Chart

ITA 84 vs 88 ESP

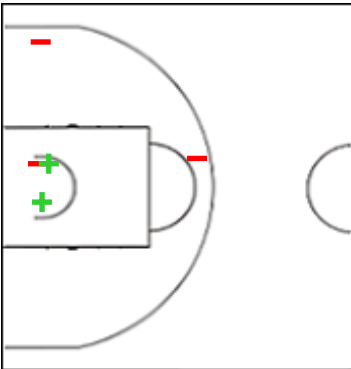
(18-22, 15-14, 16-19, 21-15, 14-18)

Scoring by 5 min intervals:

| | Q1 | | Q2 | | Q3 | | Q4 | | OT1 |
|-----|----|----|----|----|----|----|----|----|-----|
| ITA | 6 | 18 | 22 | 33 | 41 | 49 | 59 | 70 | 84 |
| ESP | 9 | 22 | 29 | 36 | 45 | 55 | 58 | 70 | 88 |

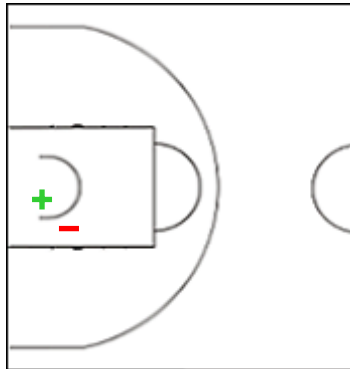
ESP - Spain

7 FERNANDEZ Jaime



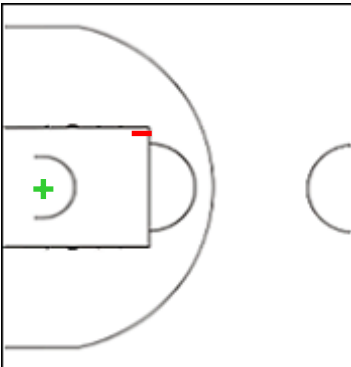
| | M / A | % |
|-------------|---------|----|
| Fied Goals | 6 / 13 | 46 |
| 2 Points | 2 / 5 | 40 |
| 3 Points | 4 / 8 | 50 |
| Free Throws | 12 / 15 | 80 |

8 BRIZUELA Dario



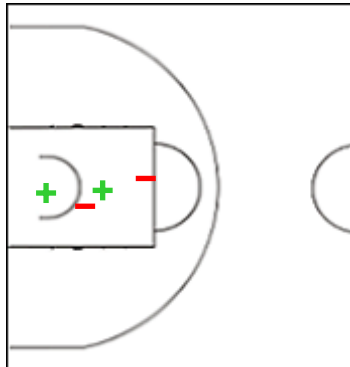
| | M / A | % |
|-------------|-------|-----|
| Fied Goals | 1 / 4 | 25 |
| 2 Points | 1 / 2 | 50 |
| 3 Points | 0 / 2 | 0 |
| Free Throws | 3 / 3 | 100 |

9 DIAZ Alberto



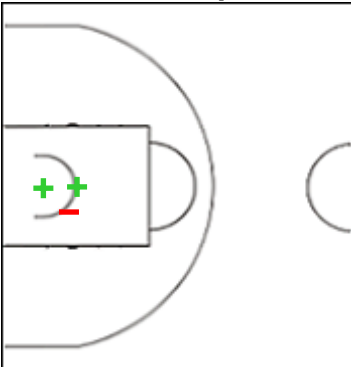
| | M / A | % |
|-------------|-------|----|
| Fied Goals | 3 / 5 | 60 |
| 2 Points | 1 / 2 | 50 |
| 3 Points | 2 / 3 | 67 |
| Free Throws | 0 / 1 | 0 |

11 SAIZ Sebastian



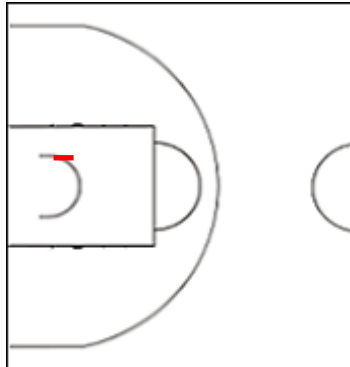
| | M / A | % |
|-------------|-------|----|
| Fied Goals | 2 / 4 | 50 |
| 2 Points | 2 / 4 | 50 |
| 3 Points | 0 / 0 | 0 |
| Free Throws | 5 / 8 | 63 |

12 SALVO Miquel



| | M / A | % |
|-------------|-------|----|
| Fied Goals | 2 / 4 | 50 |
| 2 Points | 2 / 3 | 67 |
| 3 Points | 0 / 1 | 0 |
| Free Throws | 4 / 6 | 67 |

13 GUERRERO Ruben



| | M / A | % |
|-------------|-------|----|
| Fied Goals | 0 / 1 | 0 |
| 2 Points | 0 / 1 | 0 |
| 3 Points | 0 / 0 | 0 |
| Free Throws | 1 / 2 | 50 |

GLOBAL PARTNERS





Shot Chart

ITA 84 vs 88 ESP

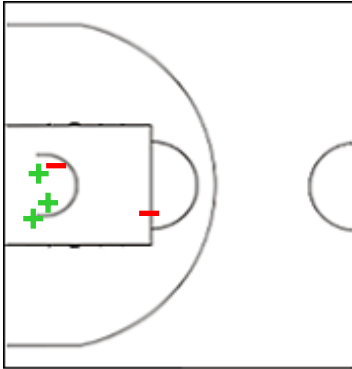
(18-22, 15-14, 16-19, 21-15, 14-18)

Scoring by 5 min intervals:

| | Q1 | | Q2 | | Q3 | | Q4 | | OT1 |
|-----|----|----|----|----|----|----|----|----|-----|
| ITA | 6 | 18 | 22 | 33 | 41 | 49 | 59 | 70 | 84 |
| ESP | 9 | 22 | 29 | 36 | 45 | 55 | 58 | 70 | 88 |

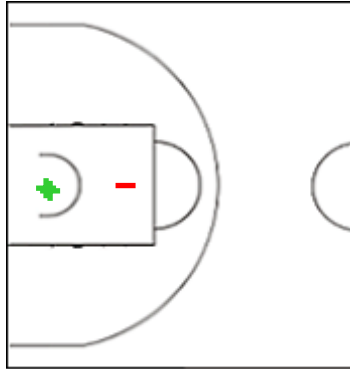
ESP - Spain

16 YUSTA Santi



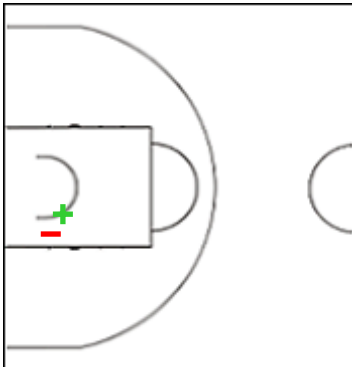
| | M / A | % |
|-------------|--------|----|
| Fied Goals | 4 / 10 | 40 |
| 2 Points | 3 / 5 | 60 |
| 3 Points | 1 / 5 | 20 |
| Free Throws | 0 / 0 | 0 |

17 SIMA Yankuba



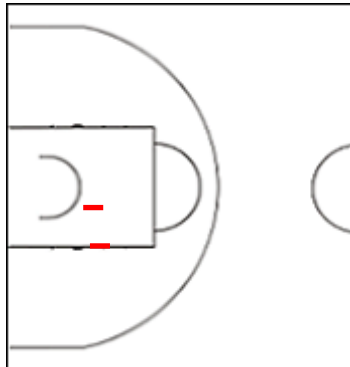
| | M / A | % |
|-------------|-------|-----|
| Fied Goals | 2 / 3 | 67 |
| 2 Points | 2 / 3 | 67 |
| 3 Points | 0 / 0 | 0 |
| Free Throws | 2 / 2 | 100 |

20 BASSAS Ferran



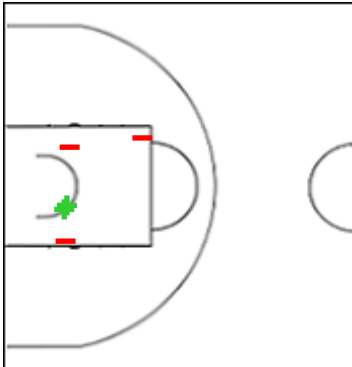
| | M / A | % |
|-------------|-------|----|
| Fied Goals | 1 / 3 | 33 |
| 2 Points | 1 / 2 | 50 |
| 3 Points | 0 / 1 | 0 |
| Free Throws | 0 / 0 | 0 |

24 NUNEZ Juan



| | M / A | % |
|-------------|-------|---|
| Fied Goals | 0 / 2 | 0 |
| 2 Points | 0 / 2 | 0 |
| 3 Points | 0 / 0 | 0 |
| Free Throws | 0 / 0 | 0 |

44 PARRA Joel



| | M / A | % |
|-------------|--------|-----|
| Fied Goals | 4 / 11 | 36 |
| 2 Points | 2 / 5 | 40 |
| 3 Points | 2 / 6 | 33 |
| Free Throws | 2 / 2 | 100 |

GLOBAL PARTNERS





Shot Chart

ITA 84 vs 88 ESP

(18-22, 15-14, 16-19, 21-15, 14-18)

Scoring by 5 min intervals:

| | Q1 | | Q2 | | Q3 | | Q4 | | OT1 |
|-----|----|----|----|----|----|----|----|----|-----|
| ITA | 6 | 18 | 22 | 33 | 41 | 49 | 59 | 70 | 84 |
| ESP | 9 | 22 | 29 | 36 | 45 | 55 | 58 | 70 | 88 |

ITA - Italy

ESP - Spain



| | M / A | % |
|-------------|---------|----|
| Fied Goals | 28 / 64 | 44 |
| 2 Points | 18 / 31 | 58 |
| 3 Points | 10 / 33 | 30 |
| Free Throws | 18 / 23 | 78 |

| % | M / A | |
|----|---------|-------------|
| 41 | 25 / 61 | Fied Goals |
| 47 | 16 / 34 | 2 Points |
| 33 | 9 / 27 | 3 Points |
| 74 | 29 / 39 | Free Throws |

GLOBAL PARTNERS

