



Shot Chart

NED 77 vs 96 UKR

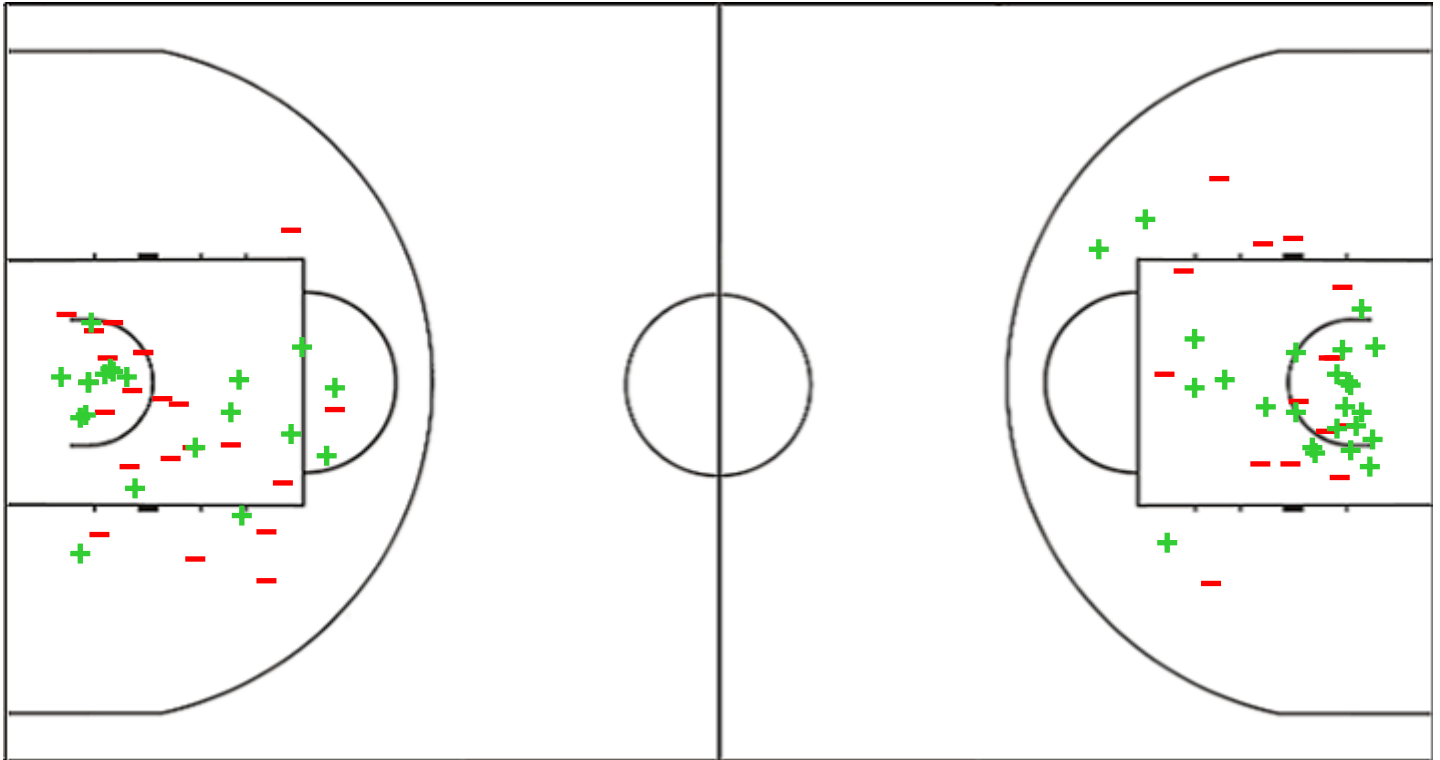
(21-28, 14-31, 21-19, 21-18)

Scoring by 5 min intervals:

	Q1		Q2		Q3		Q4	
NED	11	21	31	35	42	56	62	77
UKR	17	28	40	59	72	78	89	96

NED - Netherlands

UKR - Ukraine



NED	M / A	%
Fied Goals	29 / 72	40
2 Points	21 / 43	49
3 Points	8 / 29	28
Free Throws	11 / 14	79

%	M / A	UKR
58	37 / 64	Fied Goals
62	26 / 42	2 Points
50	11 / 22	3 Points
61	11 / 18	Free Throws

GLOBAL PARTNERS





Shot Chart

NED 77 vs 96 UKR

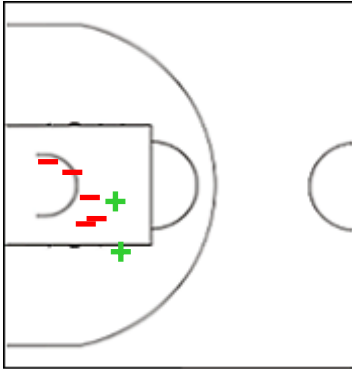
(21-28, 14-31, 21-19, 21-18)

Scoring by 5 min intervals:

	Q1		Q2		Q3		Q4	
NED	11	21	31	35	42	56	62	77
UKR	17	28	40	59	72	78	89	96

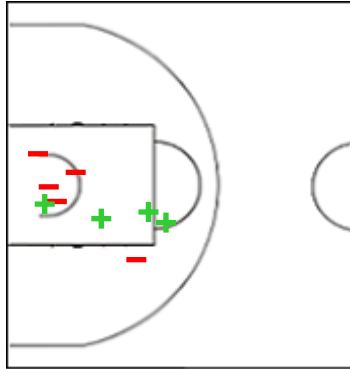
NED - Netherlands

0 FRANKE Yannick



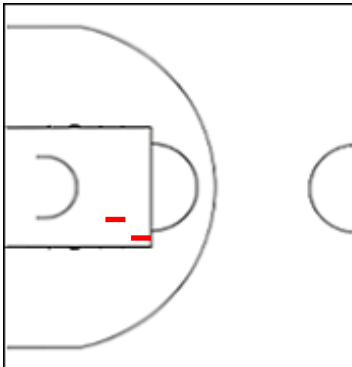
	M / A	%
Fied Goals	2 / 13	15
2 Points	2 / 7	29
3 Points	0 / 6	0
Free Throws	4 / 4	100

1 VAN DER VUURST DE VRIES



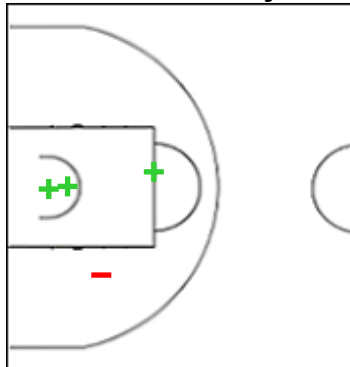
	M / A	%
Fied Goals	7 / 15	47
2 Points	4 / 9	44
3 Points	3 / 6	50
Free Throws	2 / 2	100

2 BOUWKNECHT Maarten



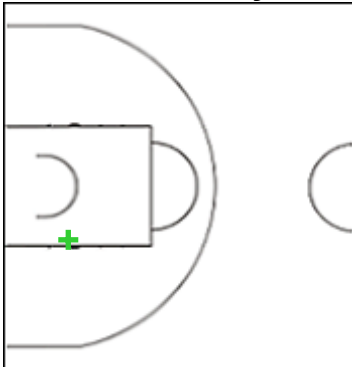
	M / A	%
Fied Goals	1 / 3	33
2 Points	0 / 2	0
3 Points	1 / 1	100
Free Throws	2 / 2	100

7 VERVERS Marijn



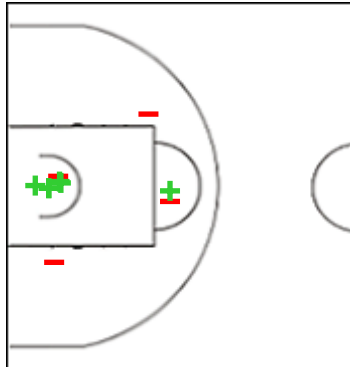
	M / A	%
Fied Goals	3 / 7	43
2 Points	3 / 4	75
3 Points	0 / 3	0
Free Throws	0 / 0	0

10 KUIPER Jordy



	M / A	%
Fied Goals	1 / 1	100
2 Points	1 / 1	100
3 Points	0 / 0	0
Free Throws	0 / 0	0

12 KRAAG Yannick



	M / A	%
Fied Goals	7 / 14	50
2 Points	6 / 10	60
3 Points	1 / 4	25
Free Throws	0 / 1	0

GLOBAL PARTNERS





Shot Chart

NED 77 vs 96 UKR

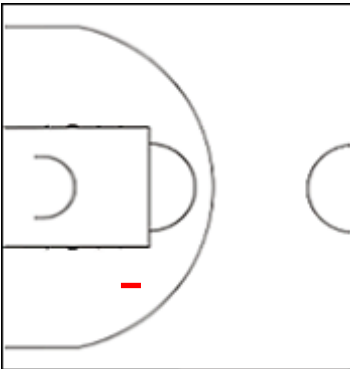
(21-28, 14-31, 21-19, 21-18)

Scoring by 5 min intervals:

	Q1		Q2		Q3		Q4	
NED	11	21	31	35	42	56	62	77
UKR	17	28	40	59	72	78	89	96

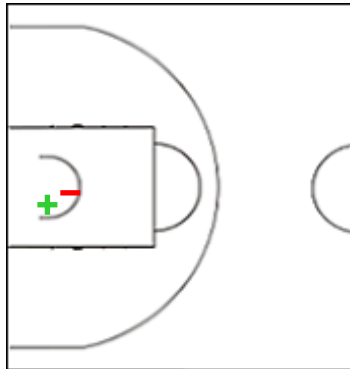
NED - Netherlands

13 VAN DER VUURST DE VRIES



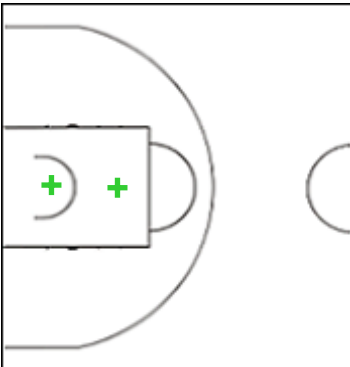
	M / A	%
Fied Goals	1 / 3	33
2 Points	0 / 1	0
3 Points	1 / 2	50
Free Throws	0 / 0	0

19 BRANDWIJK Willem



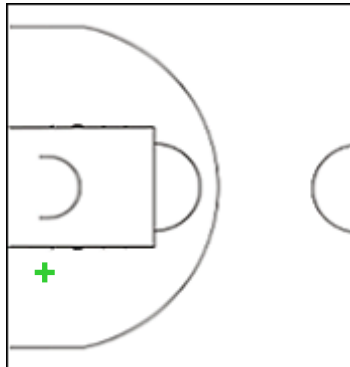
	M / A	%
Fied Goals	1 / 2	50
2 Points	1 / 2	50
3 Points	0 / 0	0
Free Throws	0 / 0	0

20 VAN BREE Luuk



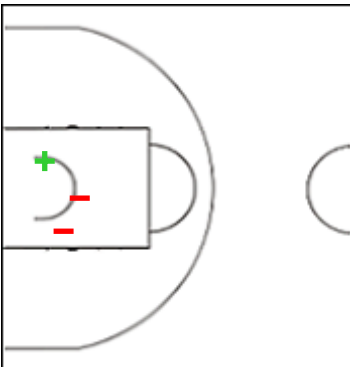
	M / A	%
Fied Goals	4 / 6	67
2 Points	2 / 2	100
3 Points	2 / 4	50
Free Throws	1 / 1	100

30 SCHAFTENAAR Olaf



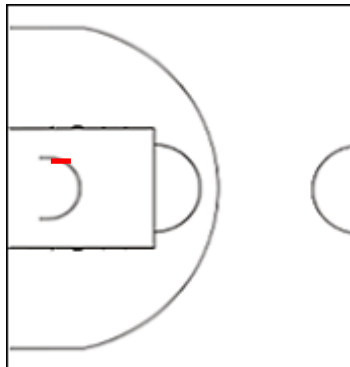
	M / A	%
Fied Goals	1 / 4	25
2 Points	1 / 1	100
3 Points	0 / 3	0
Free Throws	0 / 0	0

33 KOK Jito



	M / A	%
Fied Goals	1 / 3	33
2 Points	1 / 3	33
3 Points	0 / 0	0
Free Throws	2 / 4	50

99 KUTA Nathan



	M / A	%
Fied Goals	0 / 1	0
2 Points	0 / 1	0
3 Points	0 / 0	0
Free Throws	0 / 0	0

GLOBAL PARTNERS





Shot Chart

NED 77 vs 96 UKR

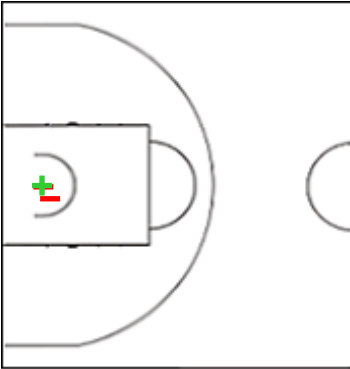
(21-28, 14-31, 21-19, 21-18)

Scoring by 5 min intervals:

	Q1		Q2		Q3		Q4	
NED	11	21	31	35	42	56	62	77
UKR	17	28	40	59	72	78	89	96

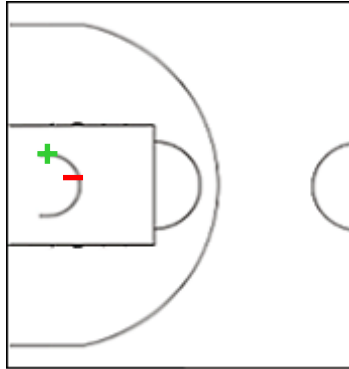
UKR - Ukraine

5 TKACHENKO Ivan



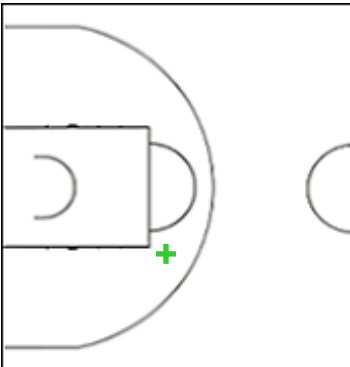
	M / A	%
Fied Goals	3 / 8	38
2 Points	1 / 3	33
3 Points	2 / 5	40
Free Throws	2 / 2	100

7 LUKASHOV Denys



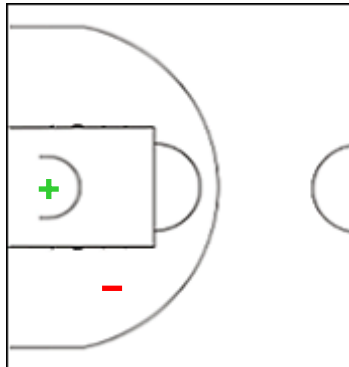
	M / A	%
Fied Goals	2 / 4	50
2 Points	1 / 2	50
3 Points	1 / 2	50
Free Throws	0 / 0	0

11 LYPOVYY Oleksandr



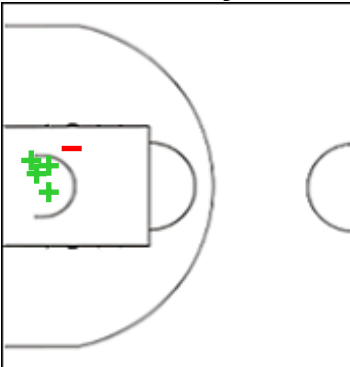
	M / A	%
Fied Goals	3 / 5	60
2 Points	1 / 1	100
3 Points	2 / 4	50
Free Throws	1 / 2	50

12 KRUTOUS Pavlo



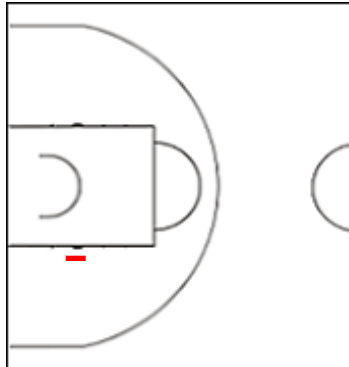
	M / A	%
Fied Goals	2 / 3	67
2 Points	1 / 2	50
3 Points	1 / 1	100
Free Throws	0 / 0	0

13 BOBROV Vyacheslav



	M / A	%
Fied Goals	5 / 7	71
2 Points	4 / 5	80
3 Points	1 / 2	50
Free Throws	0 / 0	0

14 PAVLOV Serhii



	M / A	%
Fied Goals	0 / 1	0
2 Points	0 / 1	0
3 Points	0 / 0	0
Free Throws	1 / 2	50

GLOBAL PARTNERS





Shot Chart

NED 77 vs 96 UKR

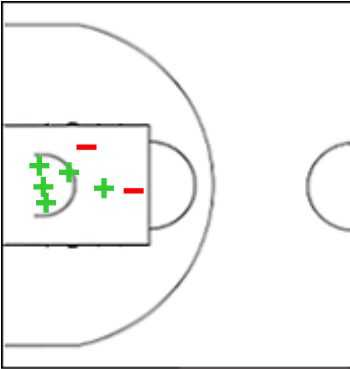
(21-28, 14-31, 21-19, 21-18)

Scoring by 5 min intervals:

	Q1		Q2		Q3		Q4	
NED	11	21	31	35	42	56	62	77
UKR	17	28	40	59	72	78	89	96

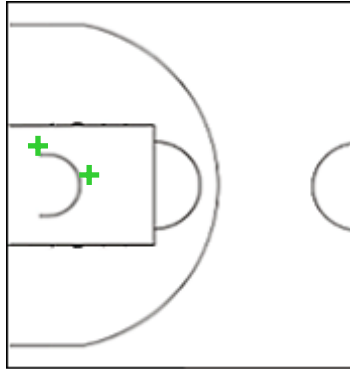
UKR - Ukraine

15 KRAVTSOV Viacheslav



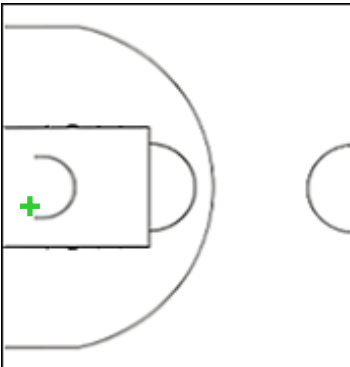
	M / A	%
Fied Goals	5 / 7	71
2 Points	5 / 7	71
3 Points	0 / 0	0
Free Throws	4 / 5	80

17 VOINALOVYCH Andrii



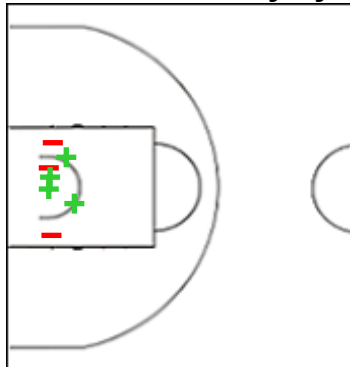
	M / A	%
Fied Goals	2 / 3	67
2 Points	2 / 2	100
3 Points	0 / 1	0
Free Throws	0 / 2	0

35 KOVALOV Artem



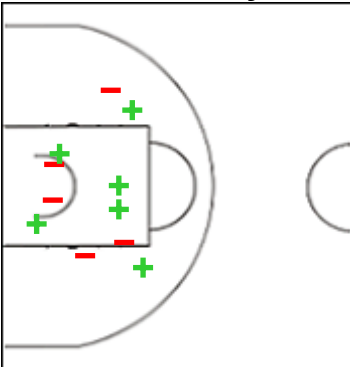
	M / A	%
Fied Goals	1 / 1	100
2 Points	1 / 1	100
3 Points	0 / 0	0
Free Throws	0 / 0	0

52 HERUN Volodymyr



	M / A	%
Fied Goals	4 / 7	57
2 Points	4 / 7	57
3 Points	0 / 0	0
Free Throws	0 / 1	0

55 SYDOROV Ilyya



	M / A	%
Fied Goals	10 / 18	56
2 Points	6 / 11	55
3 Points	4 / 7	57
Free Throws	1 / 1	100

GLOBAL PARTNERS





Shot Chart

NED 77 vs 96 UKR

(21-28, 14-31, 21-19, 21-18)

Scoring by 5 min intervals:

	Q1		Q2		Q3		Q4	
NED	11	21	31	35	42	56	62	77
UKR	17	28	40	59	72	78	89	96

NED - Netherlands

UKR - Ukraine



	M / A	%
Fied Goals	29 / 72	40
2 Points	21 / 43	49
3 Points	8 / 29	28
Free Throws	11 / 14	79

%	M / A	
58	37 / 64	Fied Goals
62	26 / 42	2 Points
50	11 / 22	3 Points
61	11 / 18	Free Throws

GLOBAL PARTNERS

