



Shot Chart

FRA 92 vs 56 BIH

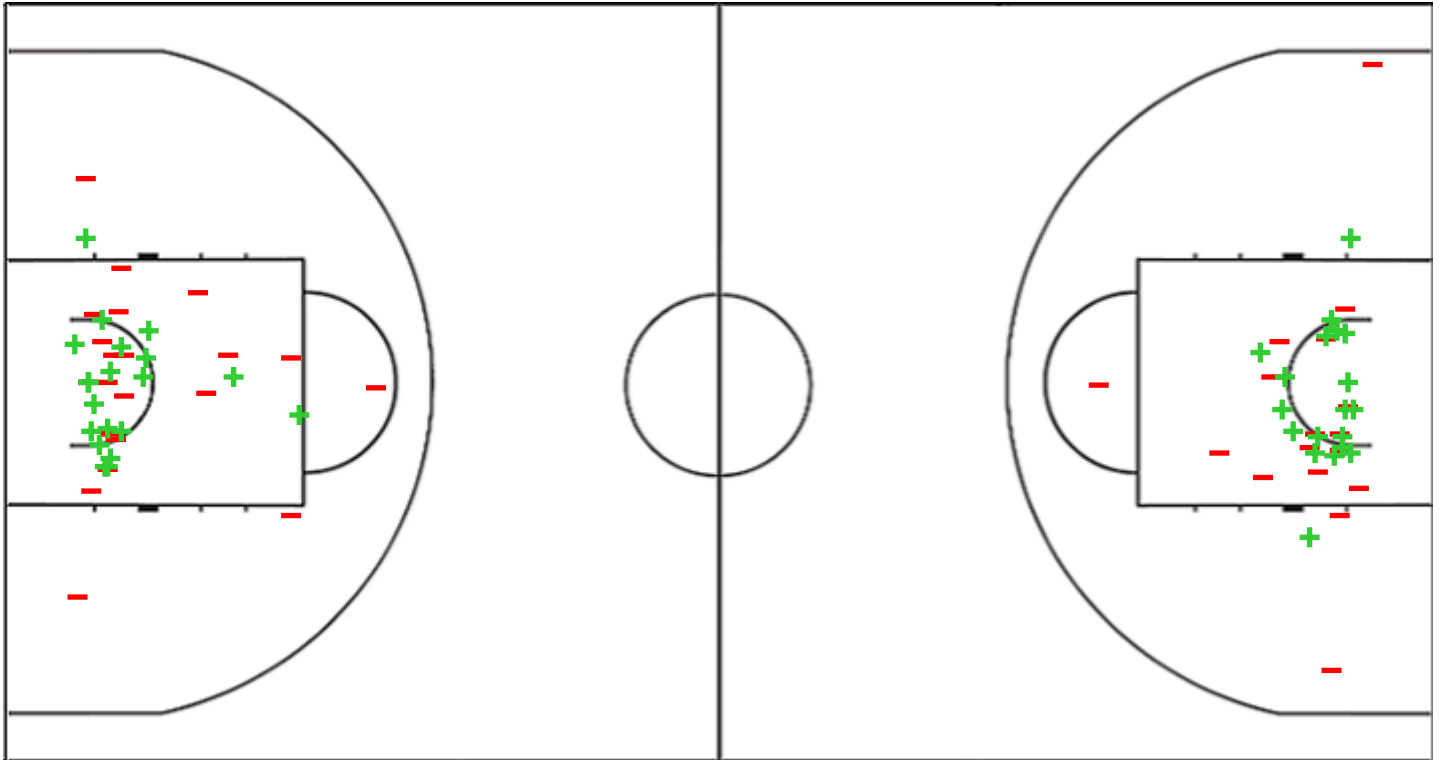
(17-13, 23-14, 19-17, 33-12)

Scoring by 5 min intervals:

	Q1		Q2		Q3		Q4	
FRA	7	17	28	40	52	59	76	92
BIH	4	13	22	27	35	44	48	56

FRA - France

BIH - Bosnia and Herzegovina



FRA	M / A	%
Fied Goals	35 / 70	50
2 Points	21 / 44	48
3 Points	14 / 26	54
Free Throws	8 / 12	67

%	M / A	BIH
38	23 / 60	Fied Goals
53	19 / 36	2 Points
17	4 / 24	3 Points
60	6 / 10	Free Throws

GLOBAL PARTNERS





Shot Chart

FRA 92 vs 56 BIH

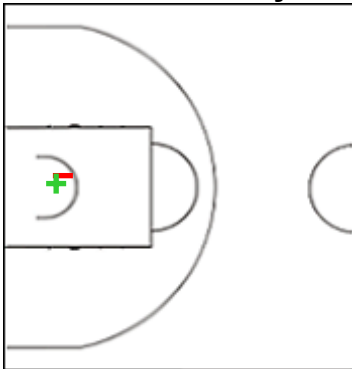
(17-13, 23-14, 19-17, 33-12)

Scoring by 5 min intervals:

	Q1		Q2		Q3		Q4	
FRA	7	17	28	40	52	59	76	92
BIH	4	13	22	27	35	44	48	56

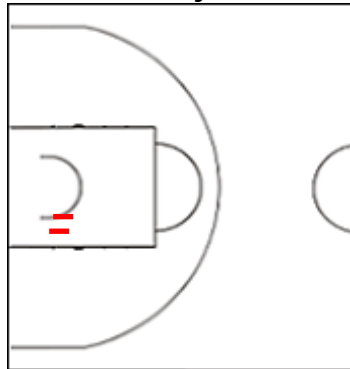
FRA - France

00 FRANCISCO Sylvain



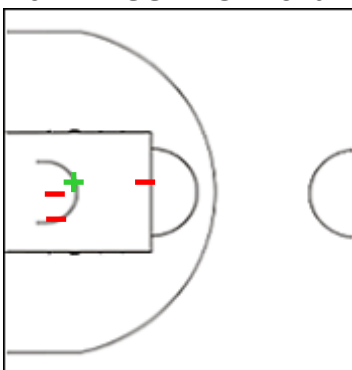
	M / A	%
Fied Goals	3 / 6	50
2 Points	1 / 2	50
3 Points	2 / 4	50
Free Throws	0 / 0	0

8 SENE Benjamin



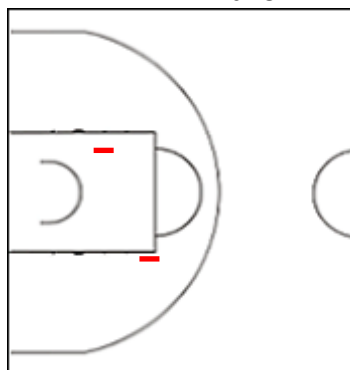
	M / A	%
Fied Goals	2 / 4	50
2 Points	0 / 2	0
3 Points	2 / 2	100
Free Throws	0 / 0	0

19 CHASSANG Alexandre



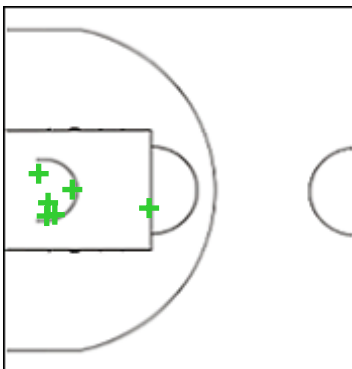
	M / A	%
Fied Goals	1 / 5	20
2 Points	1 / 4	25
3 Points	0 / 1	0
Free Throws	0 / 0	0

21 ALBICY Andrew



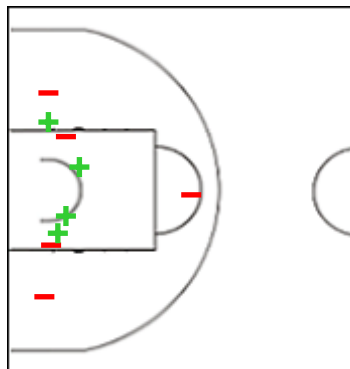
	M / A	%
Fied Goals	1 / 3	33
2 Points	0 / 2	0
3 Points	1 / 1	100
Free Throws	2 / 2	100

23 BEGARIN Juhann



	M / A	%
Fied Goals	7 / 8	88
2 Points	6 / 6	100
3 Points	1 / 2	50
Free Throws	2 / 3	67

32 WEMBANYAMA Victor



	M / A	%
Fied Goals	7 / 15	47
2 Points	4 / 9	44
3 Points	3 / 6	50
Free Throws	2 / 3	67

GLOBAL PARTNERS





Shot Chart

FRA 92 vs 56 BIH

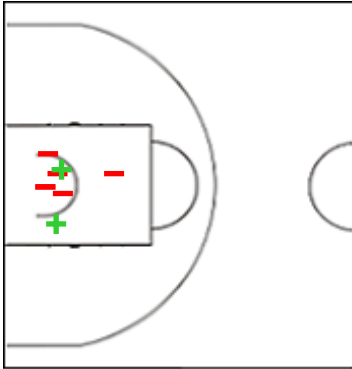
(17-13, 23-14, 19-17, 33-12)

Scoring by 5 min intervals:

	Q1		Q2		Q3		Q4	
FRA	7	17	28	40	52	59	76	92
BIH	4	13	22	27	35	44	48	56

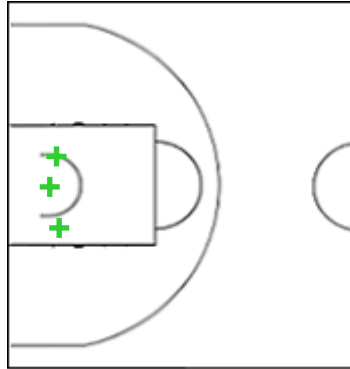
FRA - France

39 MAKOUNDOU Yoan



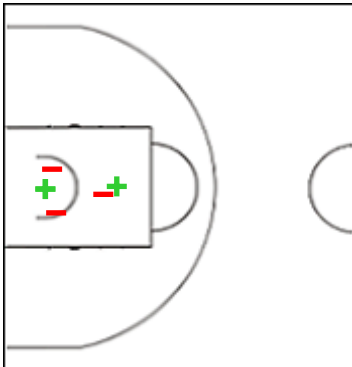
	M / A	%
Fied Goals	3 / 9	33
2 Points	2 / 8	25
3 Points	1 / 1	100
Free Throws	0 / 0	0

41 KAMAGATE Ismael



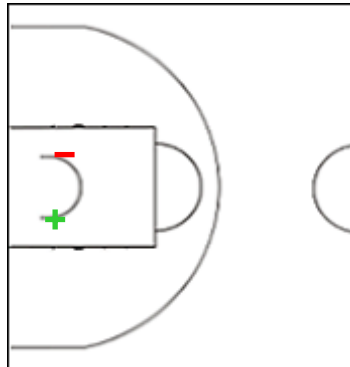
	M / A	%
Fied Goals	3 / 3	100
2 Points	3 / 3	100
3 Points	0 / 0	0
Free Throws	0 / 2	0

77 INGLIS Damien



	M / A	%
Fied Goals	4 / 7	57
2 Points	3 / 6	50
3 Points	1 / 1	100
Free Throws	2 / 2	100

90 LACOMBE Paul



	M / A	%
Fied Goals	1 / 2	50
2 Points	1 / 2	50
3 Points	0 / 0	0
Free Throws	0 / 0	0

GLOBAL PARTNERS





Shot Chart

FRA 92 vs 56 BIH

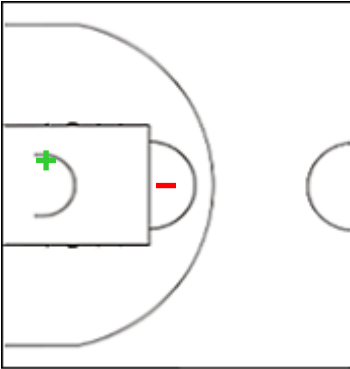
(17-13, 23-14, 19-17, 33-12)

Scoring by 5 min intervals:

	Q1		Q2		Q3		Q4	
FRA	7	17	28	40	52	59	76	92
BIH	4	13	22	27	35	44	48	56

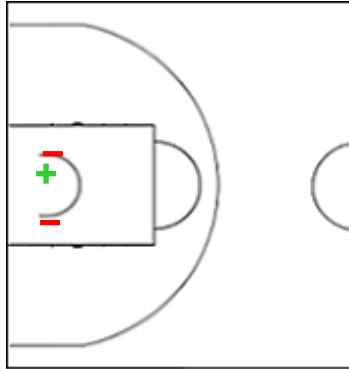
BIH - Bosnia and Herzegovina

8 MULIC Zinedin



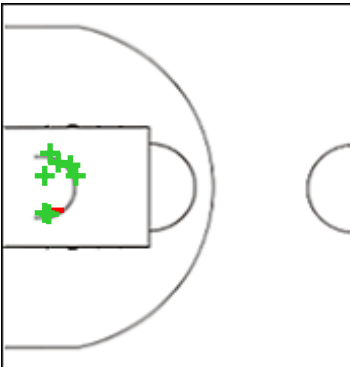
	M / A	%
Fied Goals	1 / 4	25
2 Points	1 / 2	50
3 Points	0 / 2	0
Free Throws	0 / 0	0

9 GEGIC Amar



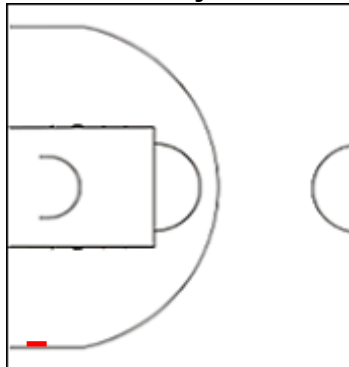
	M / A	%
Fied Goals	2 / 8	25
2 Points	1 / 3	33
3 Points	1 / 5	20
Free Throws	2 / 3	67

11 KAMENJAS Kenan



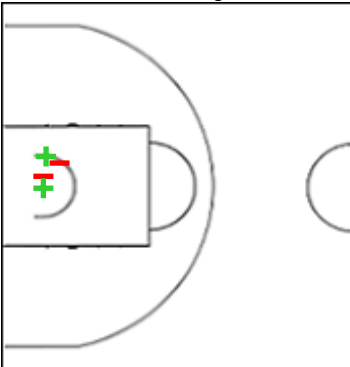
	M / A	%
Fied Goals	9 / 11	82
2 Points	7 / 8	88
3 Points	2 / 3	67
Free Throws	0 / 0	0

14 AVDIC Rijad



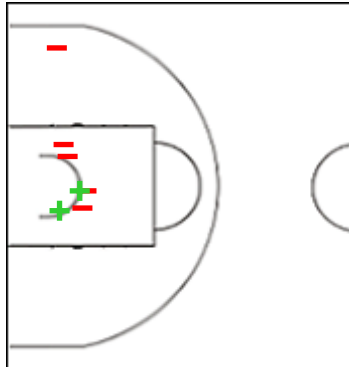
	M / A	%
Fied Goals	0 / 1	0
2 Points	0 / 1	0
3 Points	0 / 0	0
Free Throws	0 / 0	0

15 PENAVA Ajdin



	M / A	%
Fied Goals	3 / 6	50
2 Points	2 / 4	50
3 Points	1 / 2	50
Free Throws	3 / 5	60

17 LAZIC Aleksandar



	M / A	%
Fied Goals	2 / 14	14
2 Points	2 / 7	29
3 Points	0 / 7	0
Free Throws	1 / 2	50

GLOBAL PARTNERS





Shot Chart

FRA 92 vs 56 BIH

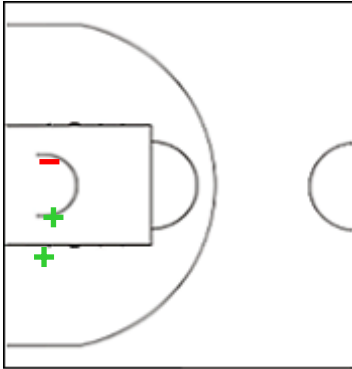
(17-13, 23-14, 19-17, 33-12)

Scoring by 5 min intervals:

	Q1		Q2		Q3		Q4	
FRA	7	17	28	40	52	59	76	92
BIH	4	13	22	27	35	44	48	56

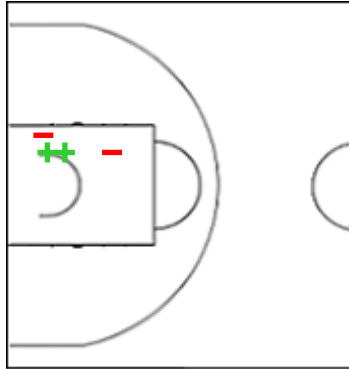
BIH - Bosnia and Herzegovina

27 VRABAC Adin



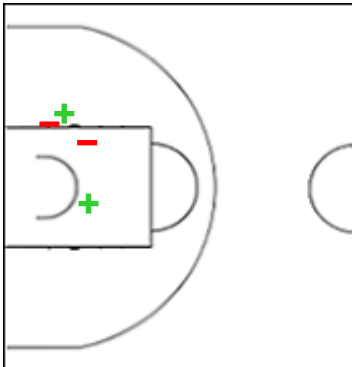
	M / A	%
Fied Goals	2 / 5	40
2 Points	2 / 3	67
3 Points	0 / 2	0
Free Throws	0 / 0	0

30 DELALIC Haris



	M / A	%
Fied Goals	2 / 7	29
2 Points	2 / 4	50
3 Points	0 / 3	0
Free Throws	0 / 0	0

77 TOMIC Obrad



	M / A	%
Fied Goals	2 / 4	50
2 Points	2 / 4	50
3 Points	0 / 0	0
Free Throws	0 / 0	0

GLOBAL PARTNERS





Shot Chart

FRA 92 vs 56 BIH

(17-13, 23-14, 19-17, 33-12)

Scoring by 5 min intervals:

	Q1		Q2		Q3		Q4	
FRA	7	17	28	40	52	59	76	92
BIH	4	13	22	27	35	44	48	56

FRA - France

BIH - Bosnia and Herzegovina



	M / A	%
Fied Goals	35 / 70	50
2 Points	21 / 44	48
3 Points	14 / 26	54
Free Throws	8 / 12	67

%	M / A	
38	23 / 60	Fied Goals
53	19 / 36	2 Points
17	4 / 24	3 Points
60	6 / 10	Free Throws

GLOBAL PARTNERS

