



Shot Chart

MNE 56 vs 65 LTU

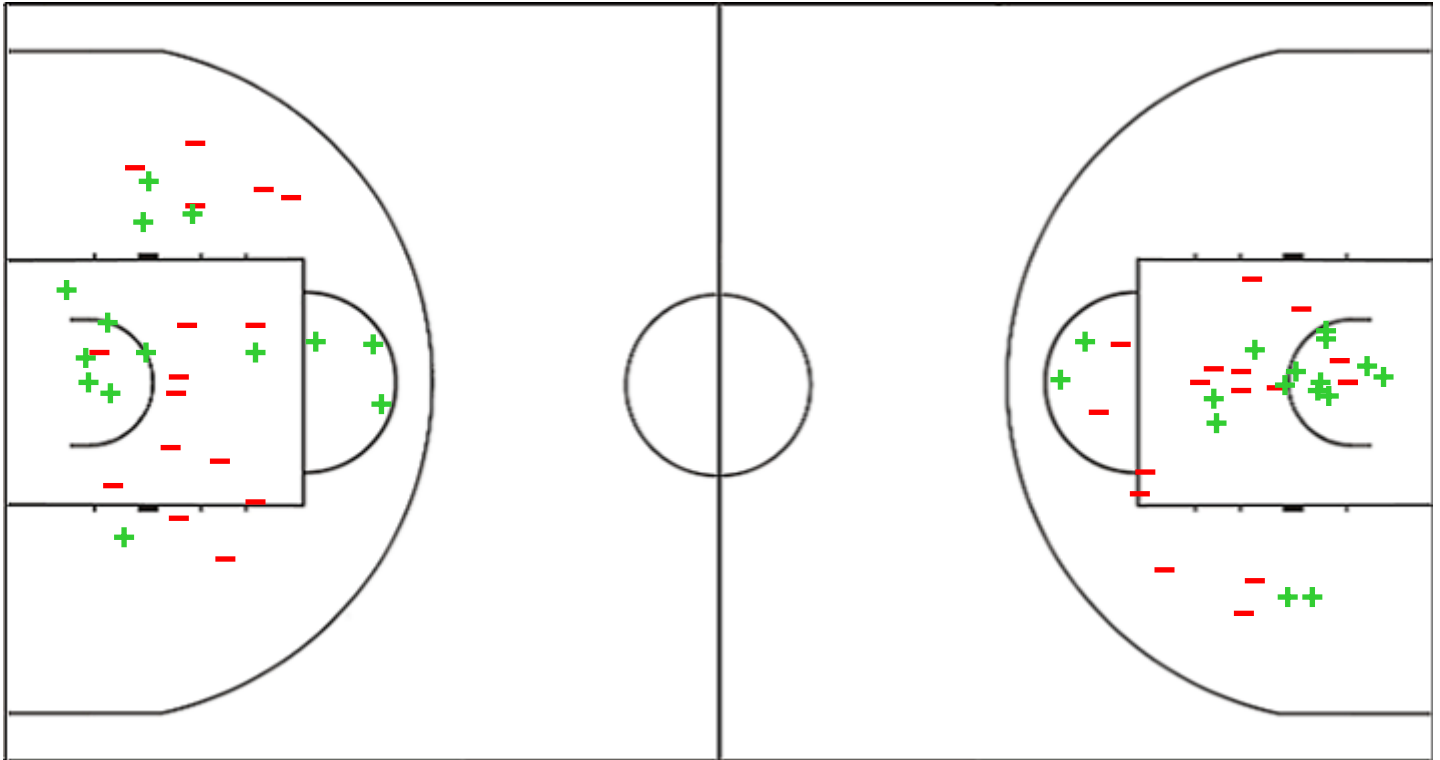
(15-19, 15-18, 14-12, 12-16)

Scoring by 5 min intervals:

	Q1		Q2		Q3		Q4	
MNE	7	15	20	30	34	44	46	56
LTU	8	19	28	37	42	49	59	65

MNE - Montenegro

LTU - Lithuania



MNE	M / A	%
Fied Goals	19 / 55	35
2 Points	14 / 30	47
3 Points	5 / 25	20
Free Throws	13 / 14	93

%	M / A	LTU
41	23 / 56	Fied Goals
48	16 / 33	2 Points
30	7 / 23	3 Points
92	12 / 13	Free Throws

GLOBAL PARTNERS





Shot Chart

MNE 56 vs 65 LTU

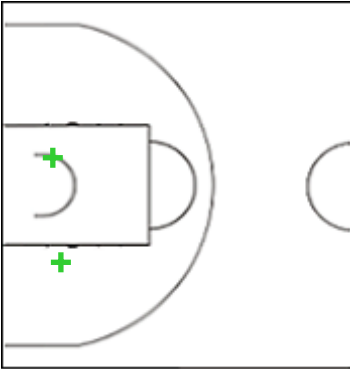
(15-19, 15-18, 14-12, 12-16)

Scoring by 5 min intervals:

	Q1		Q2		Q3		Q4	
MNE	7	15	20	30	34	44	46	56
LTU	8	19	28	37	42	49	59	65

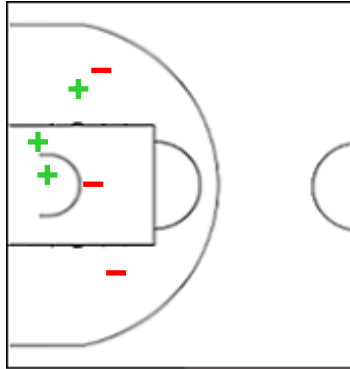
MNE - Montenegro

2 ILIC Aleksa



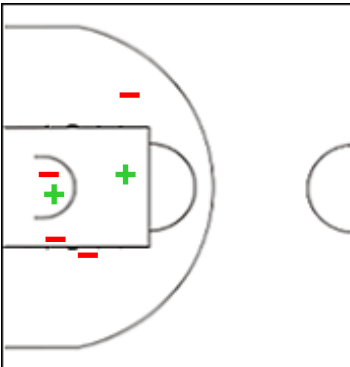
	M / A	%
Fied Goals	2 / 2	100
2 Points	2 / 2	100
3 Points	0 / 0	0
Free Throws	0 / 0	0

3 MIHAILOVIC Vladimir



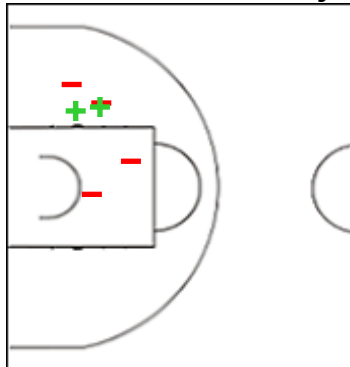
	M / A	%
Fied Goals	4 / 11	36
2 Points	3 / 6	50
3 Points	1 / 5	20
Free Throws	2 / 2	100

8 RADONCIC Dino



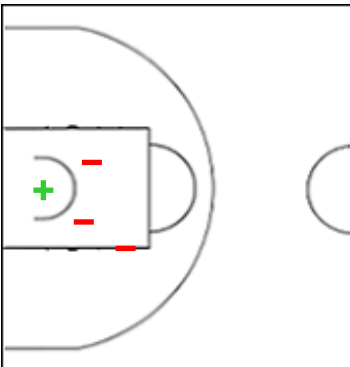
	M / A	%
Fied Goals	3 / 8	38
2 Points	2 / 6	33
3 Points	1 / 2	50
Free Throws	0 / 0	0

11 RADOVIC Nemanja



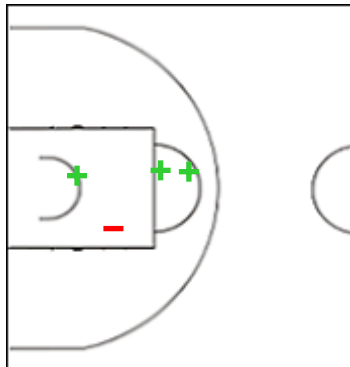
	M / A	%
Fied Goals	2 / 10	20
2 Points	2 / 6	33
3 Points	0 / 4	0
Free Throws	2 / 2	100

19 NIKOLIC Zoran



	M / A	%
Fied Goals	1 / 4	25
2 Points	1 / 4	25
3 Points	0 / 0	0
Free Throws	4 / 4	100

20 IVANOVIC Nikola



	M / A	%
Fied Goals	4 / 10	40
2 Points	3 / 4	75
3 Points	1 / 6	17
Free Throws	2 / 2	100

GLOBAL PARTNERS





Shot Chart

MNE 56 vs 65 LTU

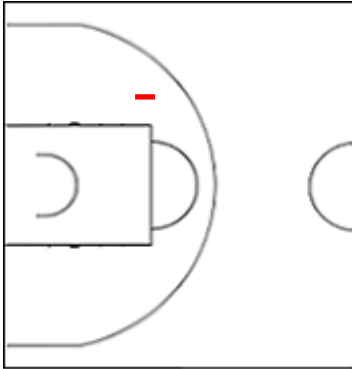
(15-19, 15-18, 14-12, 12-16)

Scoring by 5 min intervals:

	Q1		Q2		Q3		Q4	
MNE	7	15	20	30	34	44	46	56
LTU	8	19	28	37	42	49	59	65

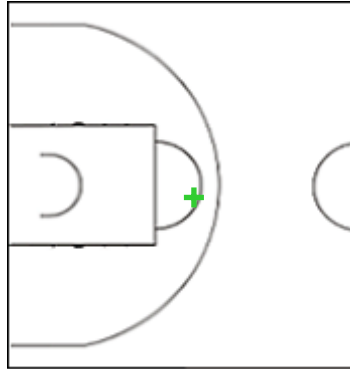
MNE - Montenegro

21 SPASOJEVIC Radosav



	M / A	%
Fied Goals	0 / 2	0
2 Points	0 / 1	0
3 Points	0 / 1	0
Free Throws	0 / 0	0

22 DROBNJAK Igor



	M / A	%
Fied Goals	2 / 4	50
2 Points	1 / 1	100
3 Points	1 / 3	33
Free Throws	1 / 2	50

GLOBAL PARTNERS





Shot Chart

MNE 56 vs 65 LTU

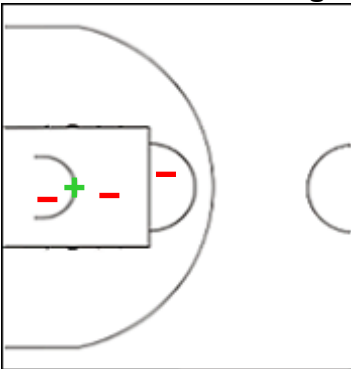
(15-19, 15-18, 14-12, 12-16)

Scoring by 5 min intervals:

	Q1		Q2		Q3		Q4	
MNE	7	15	20	30	34	44	46	56
LTU	8	19	28	37	42	49	59	65

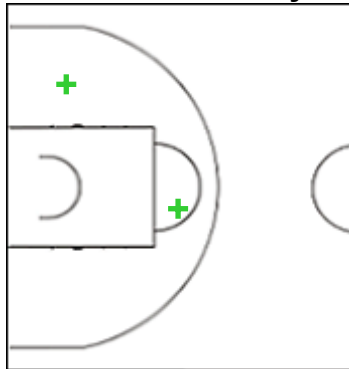
LTU - Lithuania

2 NORMANTAS Margiris



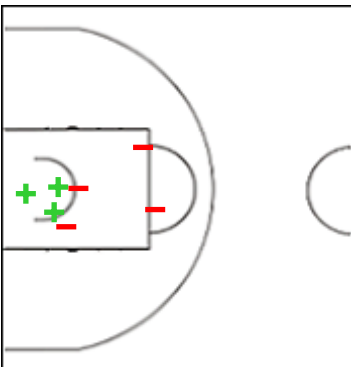
	M / A	%
Fied Goals	2 / 8	25
2 Points	1 / 4	25
3 Points	1 / 4	25
Free Throws	0 / 0	0

7 RADZEVICIUS Gytis



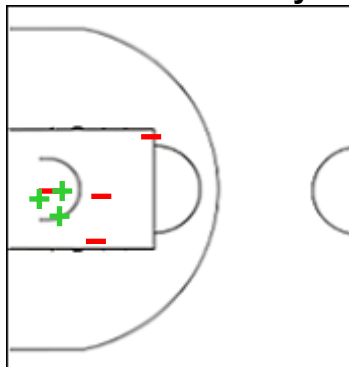
	M / A	%
Fied Goals	3 / 4	75
2 Points	2 / 2	100
3 Points	1 / 2	50
Free Throws	0 / 0	0

13 KARINIAUSKAS Vaidas



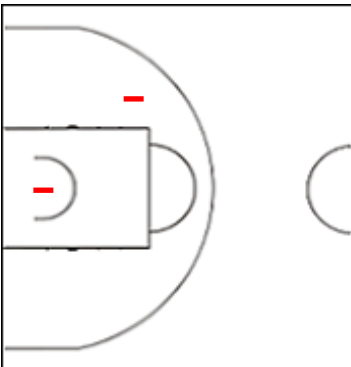
	M / A	%
Fied Goals	4 / 9	44
2 Points	3 / 7	43
3 Points	1 / 2	50
Free Throws	4 / 4	100

14 ECHODAS Martynas



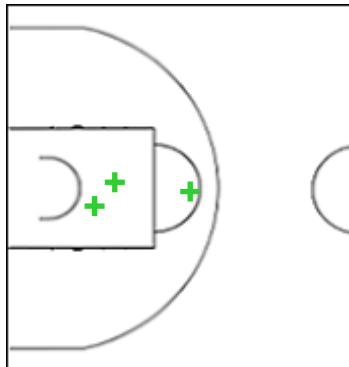
	M / A	%
Fied Goals	3 / 7	43
2 Points	3 / 7	43
3 Points	0 / 0	0
Free Throws	2 / 2	100

18 GIRDZIUNAS Mindaugas



	M / A	%
Fied Goals	0 / 5	0
2 Points	0 / 2	0
3 Points	0 / 3	0
Free Throws	0 / 0	0

19 KUZMINSKAS Mindaugas



	M / A	%
Fied Goals	4 / 5	80
2 Points	3 / 3	100
3 Points	1 / 2	50
Free Throws	4 / 5	80

GLOBAL PARTNERS





Shot Chart

MNE 56 vs 65 LTU

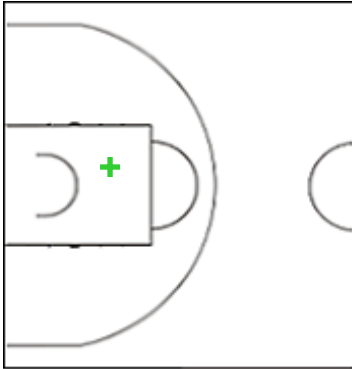
(15-19, 15-18, 14-12, 12-16)

Scoring by 5 min intervals:

	Q1		Q2		Q3		Q4	
MNE	7	15	20	30	34	44	46	56
LTU	8	19	28	37	42	49	59	65

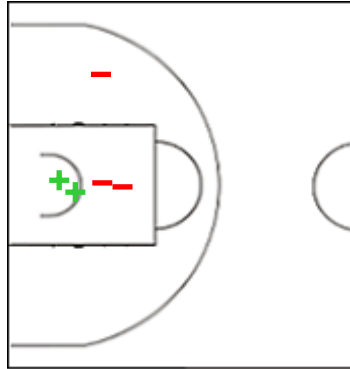
LTU - Lithuania

22 BENDZIUS Eimantas



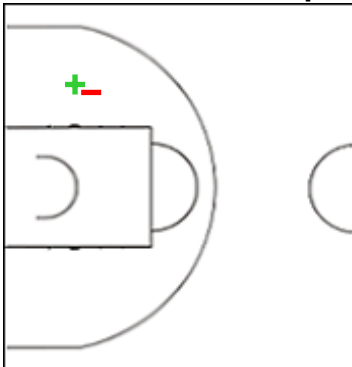
	M / A	%
Fied Goals	2 / 6	33
2 Points	1 / 1	100
3 Points	1 / 5	20
Free Throws	0 / 0	0

23 BLAZEVIC Marek



	M / A	%
Fied Goals	2 / 5	40
2 Points	2 / 5	40
3 Points	0 / 0	0
Free Throws	0 / 0	0

30 ZEMAITIS Kristupas



	M / A	%
Fied Goals	1 / 2	50
2 Points	1 / 2	50
3 Points	0 / 0	0
Free Throws	2 / 2	100

GLOBAL PARTNERS





Shot Chart

MNE 56 vs 65 LTU

(15-19, 15-18, 14-12, 12-16)

Scoring by 5 min intervals:

	Q1		Q2		Q3		Q4	
MNE	7	15	20	30	34	44	46	56
LTU	8	19	28	37	42	49	59	65

MNE - Montenegro

LTU - Lithuania



	M / A	%
Fied Goals	19 / 55	35
2 Points	14 / 30	47
3 Points	5 / 25	20
Free Throws	13 / 14	93

%	M / A	
41	23 / 56	Fied Goals
48	16 / 33	2 Points
30	7 / 23	3 Points
92	12 / 13	Free Throws

GLOBAL PARTNERS

