



Shot Chart

HUN 83 vs 69 CZE

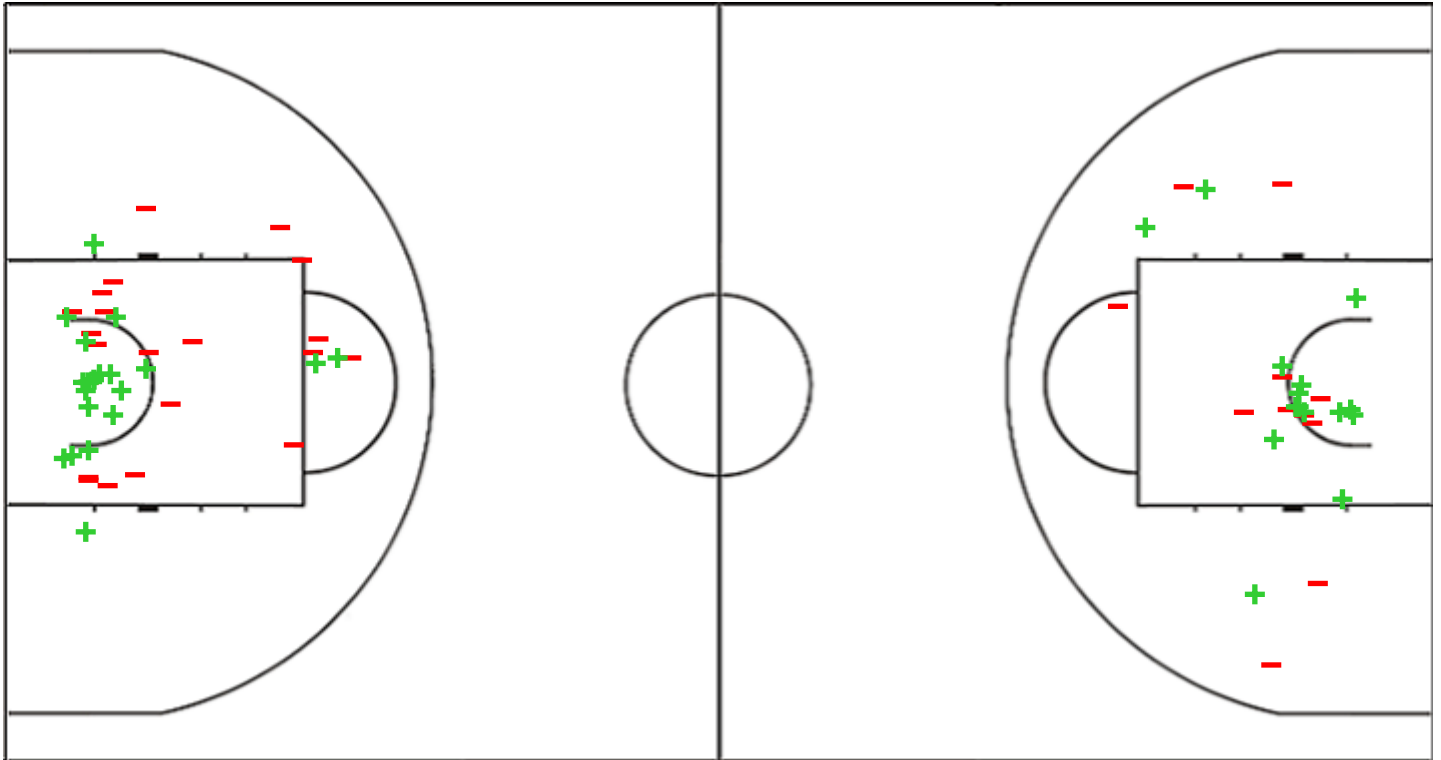
(18-21, 18-12, 31-10, 16-26)

Scoring by 5 min intervals:

	Q1		Q2		Q3		Q4	
HUN	11	18	26	36	45	67	73	83
CZE	5	21	31	33	37	43	55	69

HUN - Hungary

CZE - Czech Republic



HUN	M / A	%
Fied Goals	30 / 65	46
2 Points	20 / 41	49
3 Points	10 / 24	42
Free Throws	13 / 14	93

%	M / A	CZE
43	24 / 56	Fied Goals
58	15 / 26	2 Points
30	9 / 30	3 Points
86	12 / 14	Free Throws

GLOBAL PARTNERS





Shot Chart

HUN 83 vs 69 CZE

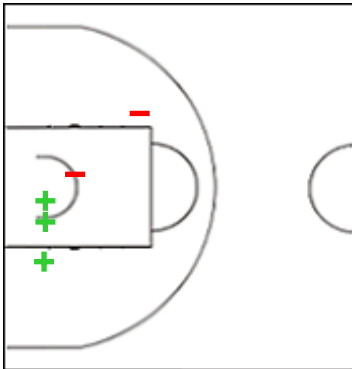
(18-21, 18-12, 31-10, 16-26)

Scoring by 5 min intervals:

	Q1		Q2		Q3		Q4	
HUN	11	18	26	36	45	67	73	83
CZE	5	21	31	33	37	43	55	69

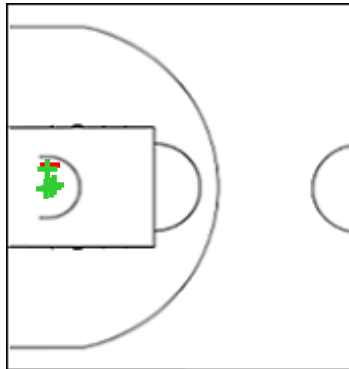
HUN - Hungary

1 HOPKINS Mikael



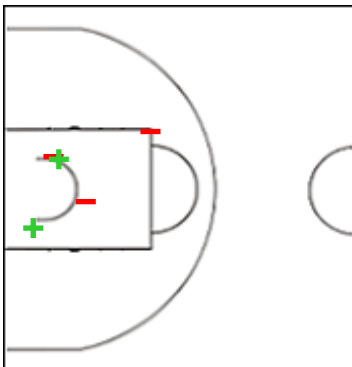
	M / A	%
Fied Goals	4 / 9	44
2 Points	3 / 5	60
3 Points	1 / 4	25
Free Throws	2 / 3	67

6 KELLER Akos



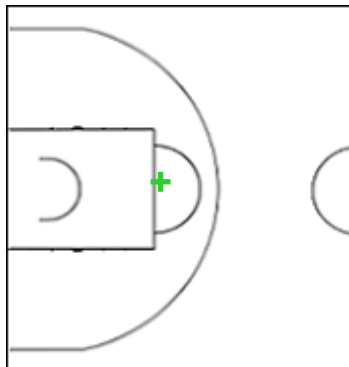
	M / A	%
Fied Goals	4 / 5	80
2 Points	4 / 5	80
3 Points	0 / 0	0
Free Throws	1 / 1	100

9 VOJVODA David



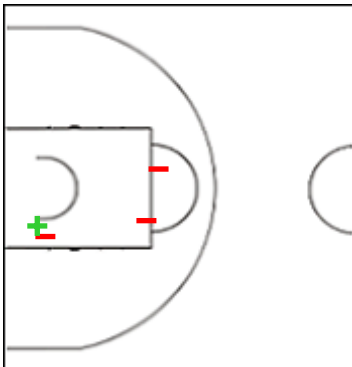
	M / A	%
Fied Goals	3 / 9	33
2 Points	2 / 5	40
3 Points	1 / 4	25
Free Throws	0 / 0	0

11 BENKE Szilard



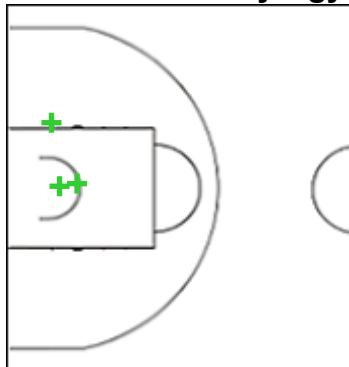
	M / A	%
Fied Goals	2 / 4	50
2 Points	1 / 1	100
3 Points	1 / 3	33
Free Throws	3 / 3	100

12 SOMOGYI Adam



	M / A	%
Fied Goals	3 / 8	38
2 Points	1 / 4	25
3 Points	2 / 4	50
Free Throws	0 / 0	0

14 GOLOMAN Gyorgy



	M / A	%
Fied Goals	3 / 3	100
2 Points	3 / 3	100
3 Points	0 / 0	0
Free Throws	3 / 3	100

GLOBAL PARTNERS





Shot Chart

HUN 83 vs 69 CZE

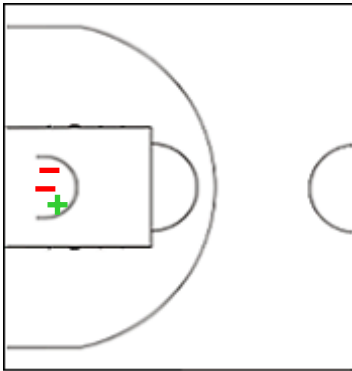
(18-21, 18-12, 31-10, 16-26)

Scoring by 5 min intervals:

	Q1		Q2		Q3		Q4	
HUN	11	18	26	36	45	67	73	83
CZE	5	21	31	33	37	43	55	69

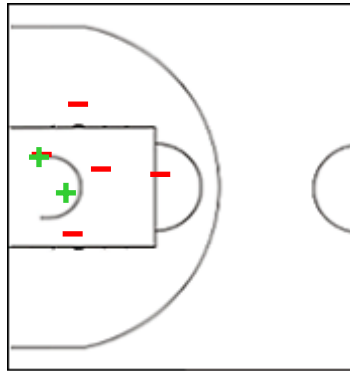
HUN - Hungary

18 LUKACS Norbert



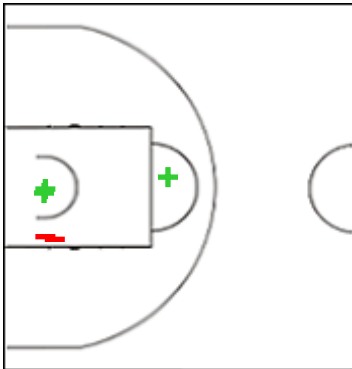
	M / A	%
Fied Goals	1 / 4	25
2 Points	1 / 3	33
3 Points	0 / 1	0
Free Throws	0 / 0	0

20 PERL Zoltan



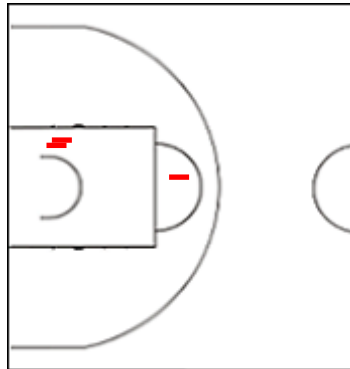
	M / A	%
Fied Goals	3 / 8	38
2 Points	2 / 7	29
3 Points	1 / 1	100
Free Throws	0 / 0	0

21 FILIPOVITY Marko



	M / A	%
Fied Goals	6 / 9	67
2 Points	3 / 5	60
3 Points	3 / 4	75
Free Throws	0 / 0	0

25 VARADI Benedek



	M / A	%
Fied Goals	1 / 6	17
2 Points	0 / 3	0
3 Points	1 / 3	33
Free Throws	2 / 2	100

GLOBAL PARTNERS





Shot Chart

HUN 83 vs 69 CZE

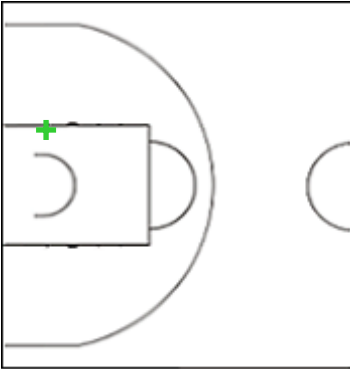
(18-21, 18-12, 31-10, 16-26)

Scoring by 5 min intervals:

	Q1		Q2		Q3		Q4	
HUN	11	18	26	36	45	67	73	83
CZE	5	21	31	33	37	43	55	69

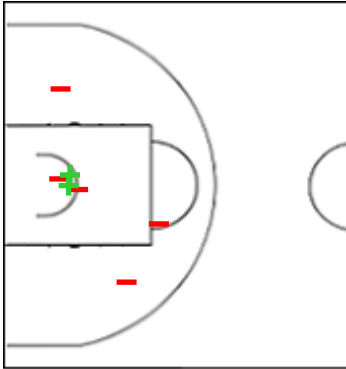
CZE - Czech Republic

9 PULPAN Viktor



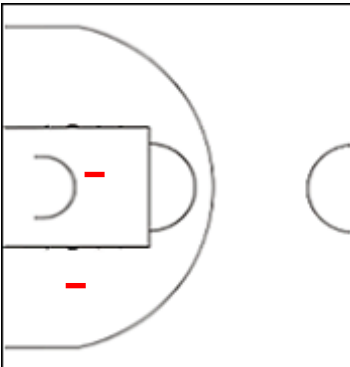
	M / A	%
Fied Goals	1 / 2	50
2 Points	1 / 1	100
3 Points	0 / 1	0
Free Throws	0 / 0	0

12 BALVIN Ondrej



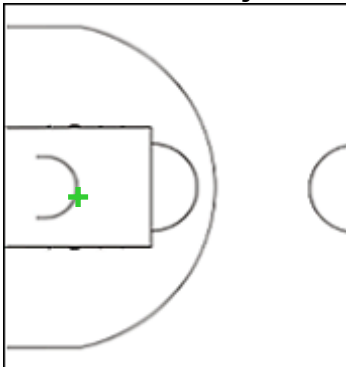
	M / A	%
Fied Goals	2 / 7	29
2 Points	2 / 7	29
3 Points	0 / 0	0
Free Throws	6 / 8	75

15 PETERKA Martin



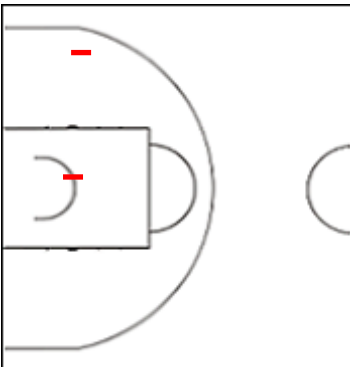
	M / A	%
Fied Goals	0 / 5	0
2 Points	0 / 2	0
3 Points	0 / 3	0
Free Throws	0 / 0	0

16 SVEC Ondrej



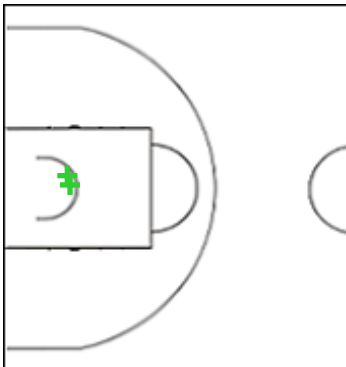
	M / A	%
Fied Goals	1 / 1	100
2 Points	1 / 1	100
3 Points	0 / 0	0
Free Throws	0 / 0	0

23 PALYZA Lukas



	M / A	%
Fied Goals	2 / 8	25
2 Points	0 / 2	0
3 Points	2 / 6	33
Free Throws	2 / 2	100

31 KRIZ Martin



	M / A	%
Fied Goals	3 / 7	43
2 Points	2 / 2	100
3 Points	1 / 5	20
Free Throws	0 / 0	0

GLOBAL PARTNERS





Shot Chart

HUN 83 vs 69 CZE

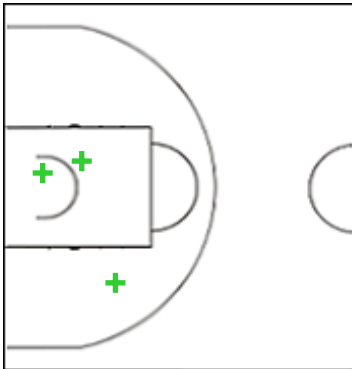
(18-21, 18-12, 31-10, 16-26)

Scoring by 5 min intervals:

	Q1		Q2		Q3		Q4	
HUN	11	18	26	36	45	67	73	83
CZE	5	21	31	33	37	43	55	69

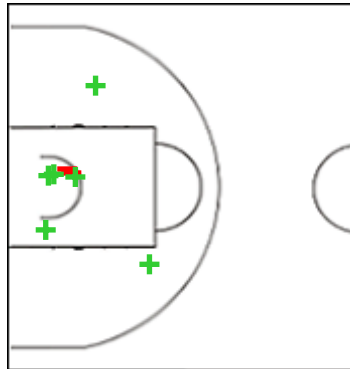
CZE - Czech Republic

32 BALINT Richard



	M / A	%
Fied Goals	6 / 6	100
2 Points	3 / 3	100
3 Points	3 / 3	100
Free Throws	1 / 1	100

77 KYZLINK Tomas



	M / A	%
Fied Goals	8 / 16	50
2 Points	6 / 8	75
3 Points	2 / 8	25
Free Throws	3 / 3	100

GLOBAL PARTNERS





Shot Chart

HUN 83 vs 69 CZE

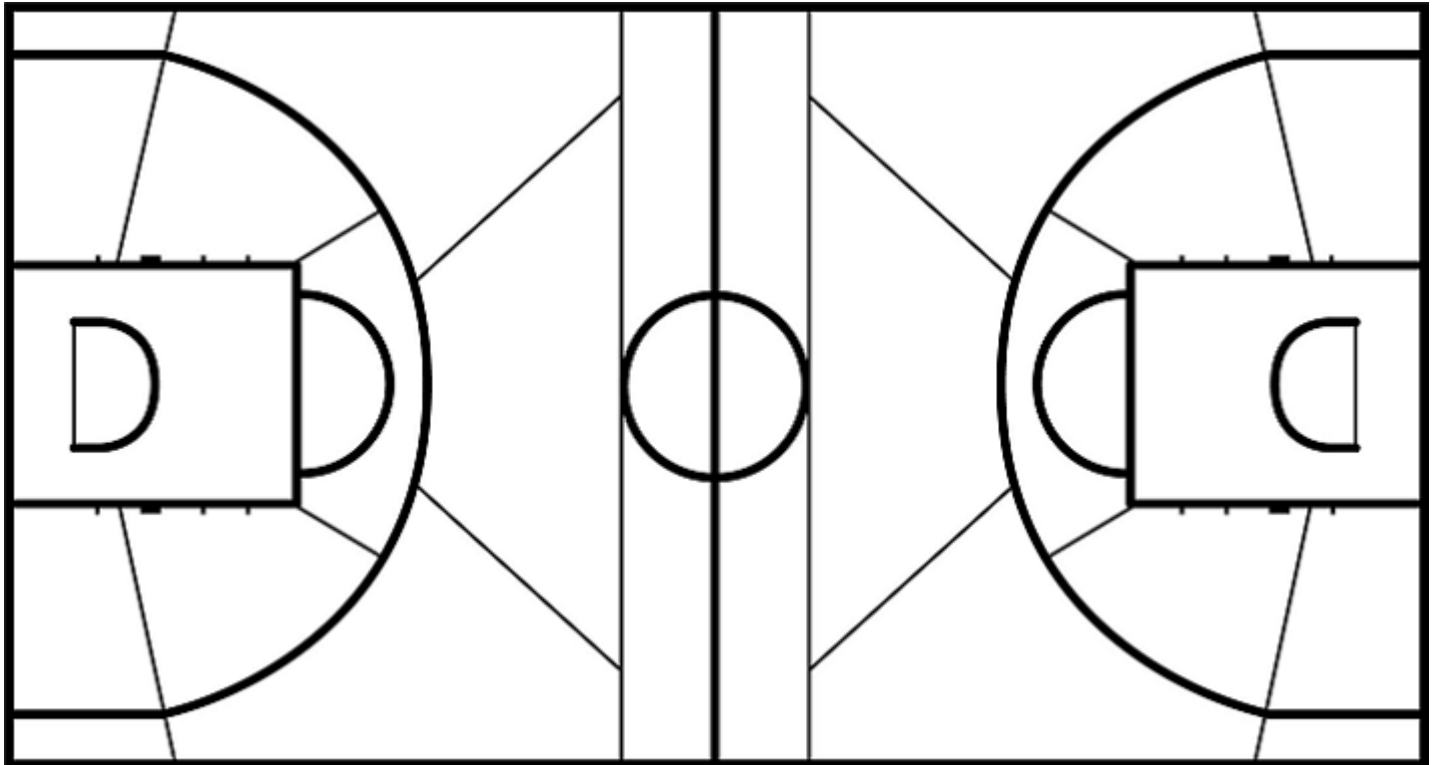
(18-21, 18-12, 31-10, 16-26)

Scoring by 5 min intervals:

	Q1		Q2		Q3		Q4	
HUN	11	18	26	36	45	67	73	83
CZE	5	21	31	33	37	43	55	69

HUN - Hungary

CZE - Czech Republic



	M / A	%
Fied Goals	30 / 65	46
2 Points	20 / 41	49
3 Points	10 / 24	42
Free Throws	13 / 14	93

%	M / A	
43	24 / 56	Fied Goals
58	15 / 26	2 Points
30	9 / 30	3 Points
86	12 / 14	Free Throws

GLOBAL PARTNERS

