



Shot Chart

EST 79 vs 78 SLO

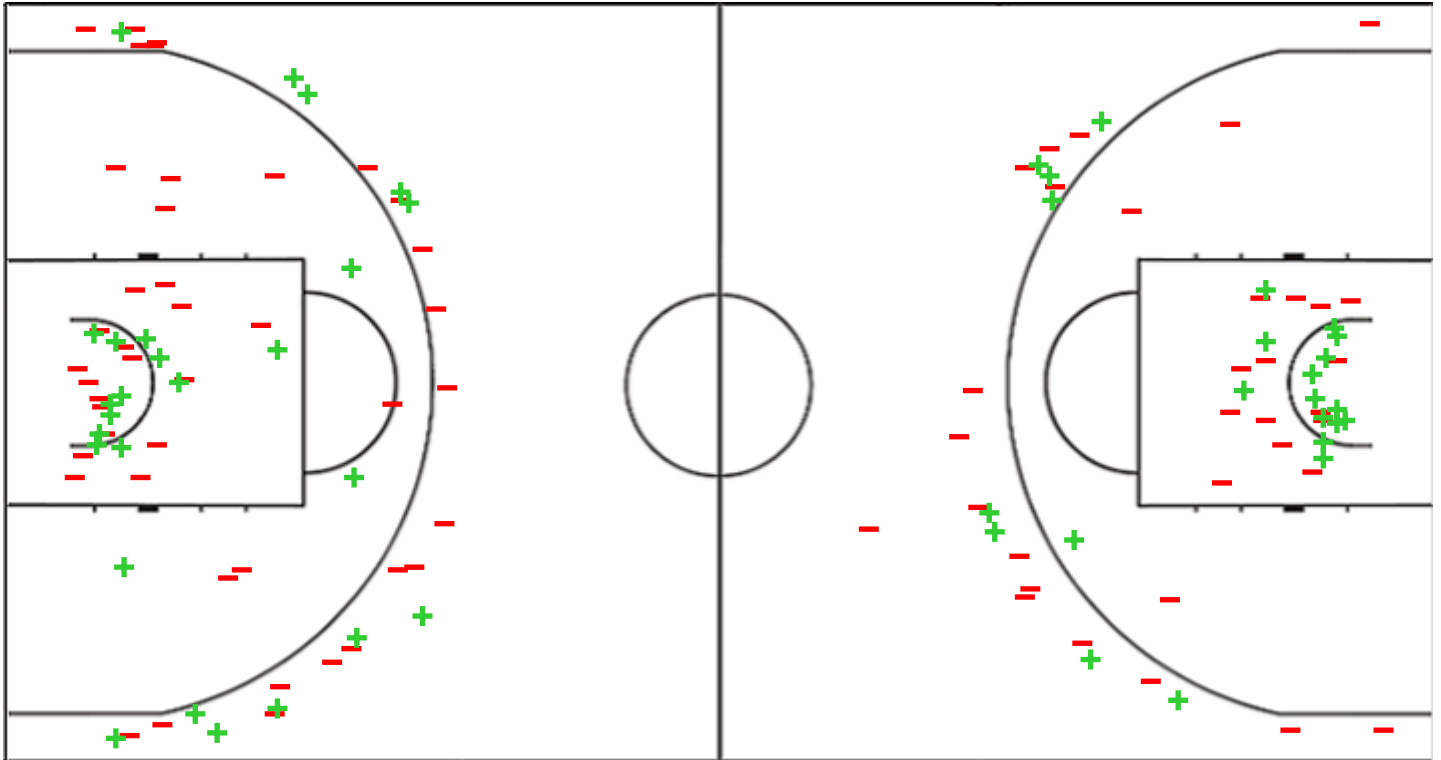
(24-16, 13-24, 18-19, 24-19)

Scoring by 5 min intervals:

	Q1		Q2		Q3		Q4	
EST	9	24	29	37	45	55	65	79
SLO	9	16	25	40	44	59	68	78

EST - Estonia

SLO - Slovenia



EST	M / A	%
Fied Goals	26 / 69	38
2 Points	15 / 39	38
3 Points	11 / 30	37
Free Throws	16 / 24	67

%	M / A	SLO
41	23 / 56	Fied Goals
47	15 / 32	2 Points
33	8 / 24	3 Points
77	24 / 31	Free Throws

GLOBAL PARTNERS





Shot Chart

EST 79 vs 78 SLO

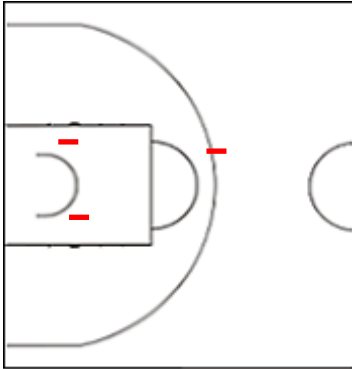
(24-16, 13-24, 18-19, 24-19)

Scoring by 5 min intervals:

	Q1		Q2		Q3		Q4	
EST	9	24	29	37	45	55	65	79
SLO	9	16	25	40	44	59	68	78

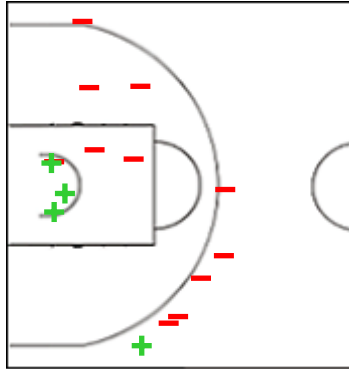
EST - Estonia

1 ROSENTHAL Mart



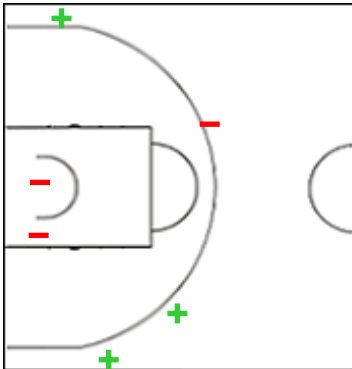
	M / A	%
Fied Goals	0 / 3	0
2 Points	0 / 2	0
3 Points	0 / 1	0
Free Throws	2 / 2	100

3 TREIER Kaspar



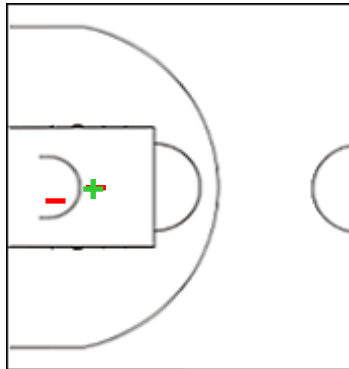
	M / A	%
Fied Goals	4 / 15	27
2 Points	3 / 8	38
3 Points	1 / 7	14
Free Throws	4 / 7	57

7 JURKATAMM Mikk



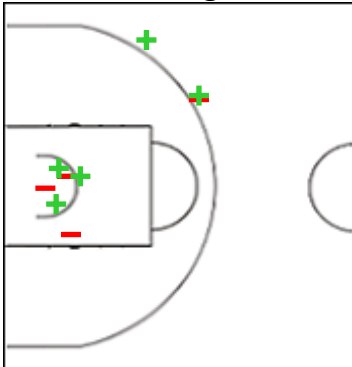
	M / A	%
Fied Goals	3 / 6	50
2 Points	0 / 2	0
3 Points	3 / 4	75
Free Throws	2 / 2	100

8 KIRVES Mihkel



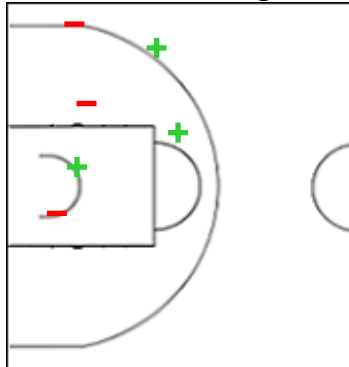
	M / A	%
Fied Goals	1 / 3	33
2 Points	1 / 3	33
3 Points	0 / 0	0
Free Throws	2 / 2	100

10 TOOM Hugo



	M / A	%
Fied Goals	5 / 9	56
2 Points	3 / 6	50
3 Points	2 / 3	67
Free Throws	3 / 5	60

13 HERMET Kregor



	M / A	%
Fied Goals	3 / 6	50
2 Points	2 / 4	50
3 Points	1 / 2	50
Free Throws	0 / 0	0

GLOBAL PARTNERS





Shot Chart

EST 79 vs 78 SLO

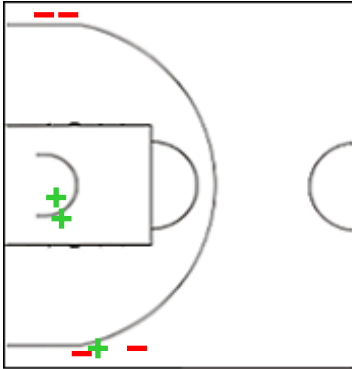
(24-16, 13-24, 18-19, 24-19)

Scoring by 5 min intervals:

	Q1		Q2		Q3		Q4	
EST	9	24	29	37	45	55	65	79
SLO	9	16	25	40	44	59	68	78

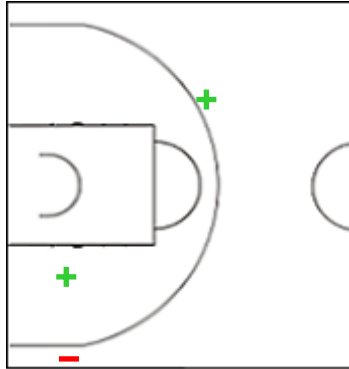
EST - Estonia

25 RIISMAA Joonas



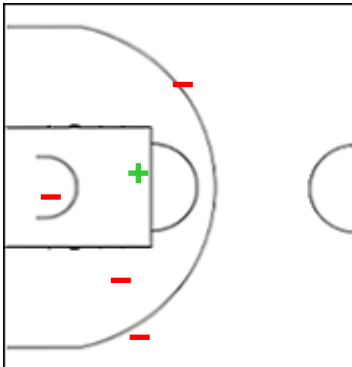
	M / A	%
Fied Goals	3 / 7	43
2 Points	2 / 2	100
3 Points	1 / 5	20
Free Throws	0 / 0	0

33 KITSING Kristjan



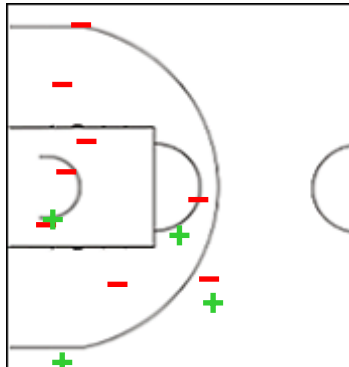
	M / A	%
Fied Goals	2 / 3	67
2 Points	1 / 1	100
3 Points	1 / 2	50
Free Throws	1 / 3	33

34 KONONTSUK Artur



	M / A	%
Fied Goals	1 / 5	20
2 Points	1 / 3	33
3 Points	0 / 2	0
Free Throws	0 / 0	0

77 KULLAMAE Kristian



	M / A	%
Fied Goals	4 / 12	33
2 Points	2 / 8	25
3 Points	2 / 4	50
Free Throws	2 / 3	67

GLOBAL PARTNERS





Shot Chart

EST 79 vs 78 SLO

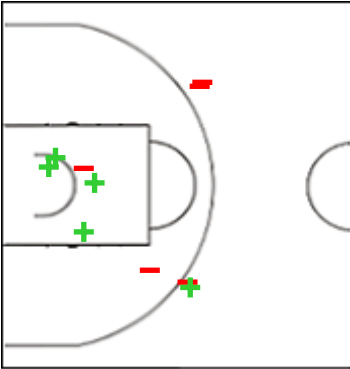
(24-16, 13-24, 18-19, 24-19)

Scoring by 5 min intervals:

	Q1		Q2		Q3		Q4	
EST	9	24	29	37	45	55	65	79
SLO	9	16	25	40	44	59	68	78

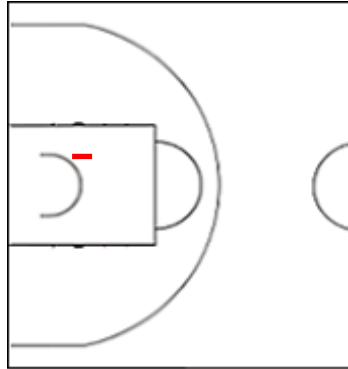
SLO - Slovenia

4 SAMAR Ziga



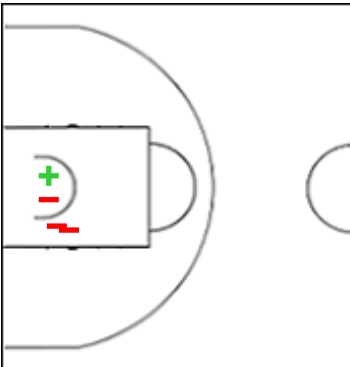
	M / A	%
Fied Goals	5 / 10	50
2 Points	4 / 6	67
3 Points	1 / 4	25
Free Throws	2 / 2	100

9 RADOVIC Rok



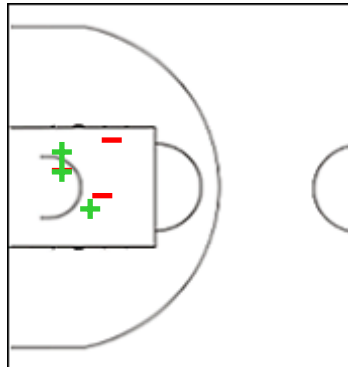
	M / A	%
Fied Goals	0 / 1	0
2 Points	0 / 1	0
3 Points	0 / 0	0
Free Throws	0 / 0	0

21 MAHKOVIC Blaz



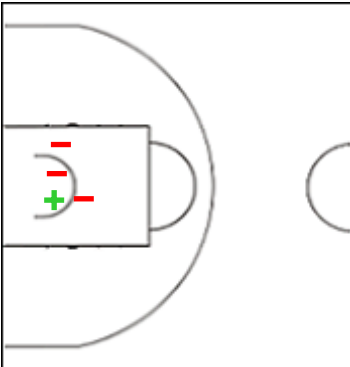
	M / A	%
Fied Goals	1 / 4	25
2 Points	1 / 4	25
3 Points	0 / 0	0
Free Throws	9 / 11	82

22 CIANI Sasa



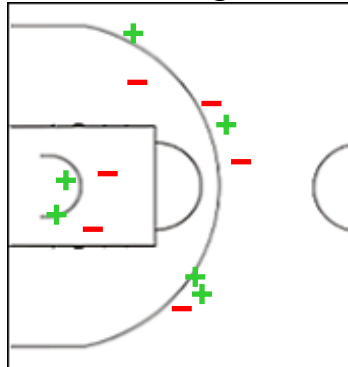
	M / A	%
Fied Goals	3 / 6	50
2 Points	3 / 6	50
3 Points	0 / 0	0
Free Throws	3 / 4	75

32 PREPELIC Bine



	M / A	%
Fied Goals	1 / 4	25
2 Points	1 / 4	25
3 Points	0 / 0	0
Free Throws	1 / 2	50

33 GLAS Gregor



	M / A	%
Fied Goals	6 / 12	50
2 Points	2 / 5	40
3 Points	4 / 7	57
Free Throws	2 / 2	100

GLOBAL PARTNERS





Shot Chart

EST 79 vs 78 SLO

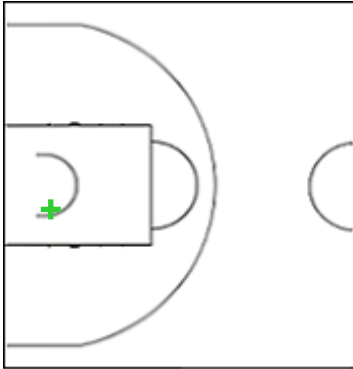
(24-16, 13-24, 18-19, 24-19)

Scoring by 5 min intervals:

	Q1		Q2		Q3		Q4	
EST	9	24	29	37	45	55	65	79
SLO	9	16	25	40	44	59	68	78

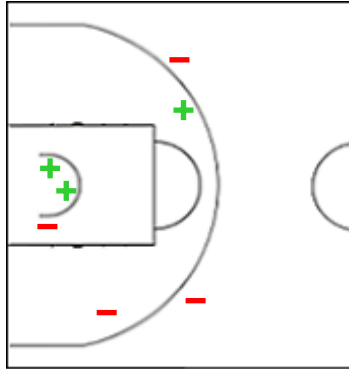
SLO - Slovenia

34 MACURA Jurij



	M / A	%
Fied Goals	1 / 1	100
2 Points	1 / 1	100
3 Points	0 / 0	0
Free Throws	0 / 0	0

37 STERGAR Leon



	M / A	%
Fied Goals	3 / 7	43
2 Points	3 / 5	60
3 Points	0 / 2	0
Free Throws	1 / 2	50

GLOBAL PARTNERS





Shot Chart

EST 79 vs 78 SLO

(24-16, 13-24, 18-19, 24-19)

Scoring by 5 min intervals:

	Q1		Q2		Q3		Q4	
EST	9	24	29	37	45	55	65	79
SLO	9	16	25	40	44	59	68	78

EST - Estonia

SLO - Slovenia



	M / A	%
Fied Goals	26 / 69	38
2 Points	15 / 39	38
3 Points	11 / 30	37
Free Throws	16 / 24	67

%	M / A	
41	23 / 56	Fied Goals
47	15 / 32	2 Points
33	8 / 24	3 Points
77	24 / 31	Free Throws

GLOBAL PARTNERS

