



Shot Chart

FRA 70 vs 63 LTU

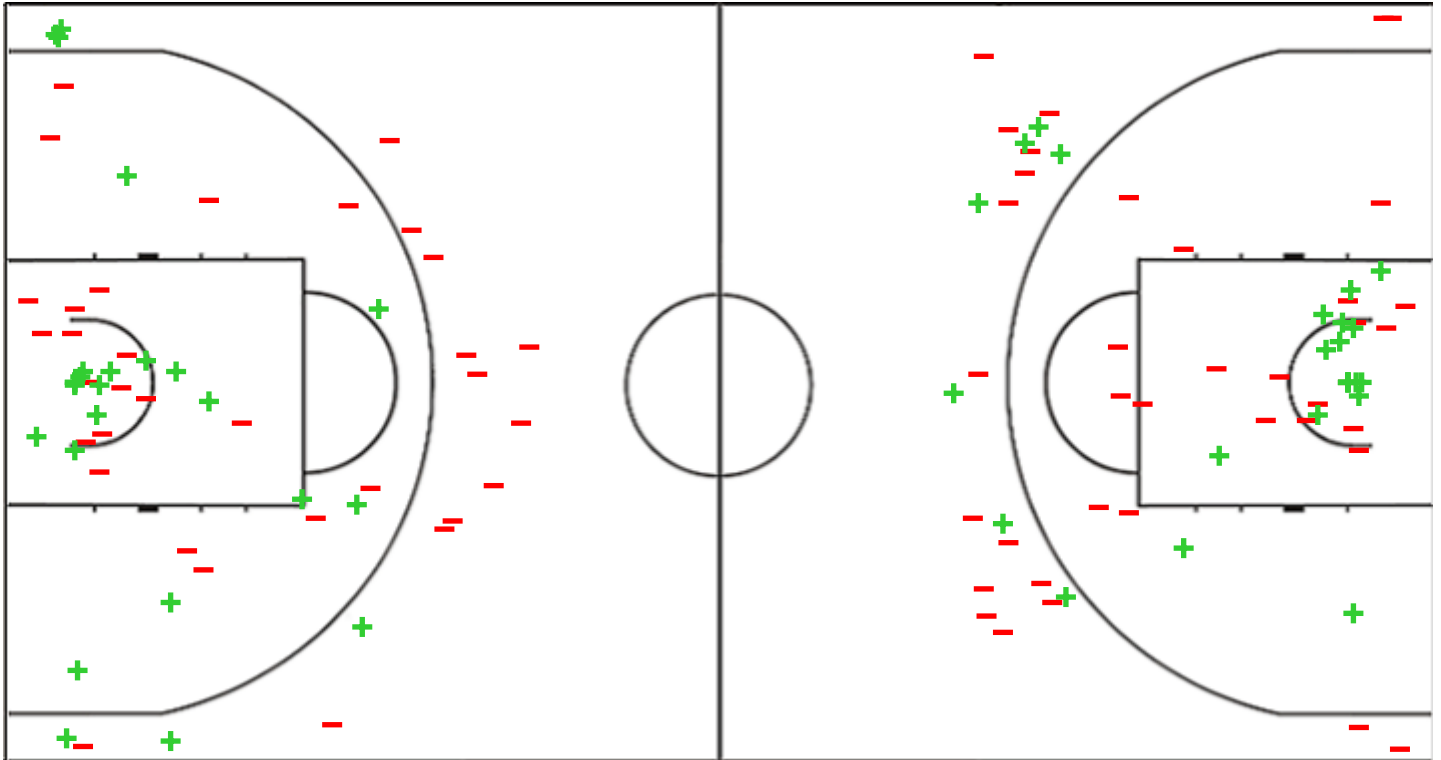
(11-14, 24-13, 18-16, 17-20)

Scoring by 5 min intervals:

	Q1		Q2		Q3		Q4	
FRA	7	11	27	35	45	53	55	70
LTU	6	14	19	27	37	43	53	63

FRA - France

LTU - Lithuania



FRA	M / A	%
Fied Goals	25 / 58	43
2 Points	19 / 40	48
3 Points	6 / 18	33
Free Throws	14 / 18	78

%	M / A	LTU
40	25 / 63	Fied Goals
47	18 / 38	2 Points
28	7 / 25	3 Points
86	6 / 7	Free Throws

GLOBAL PARTNERS





Shot Chart

FRA 70 vs 63 LTU

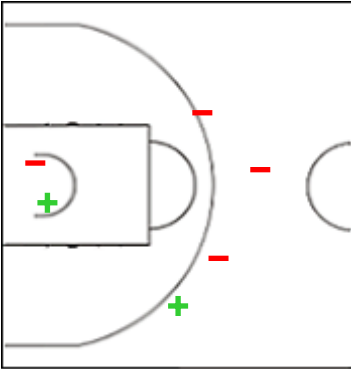
(11-14, 24-13, 18-16, 17-20)

Scoring by 5 min intervals:

	Q1		Q2		Q3		Q4	
FRA	7	11	27	35	45	53	55	70
LTU	6	14	19	27	37	43	53	63

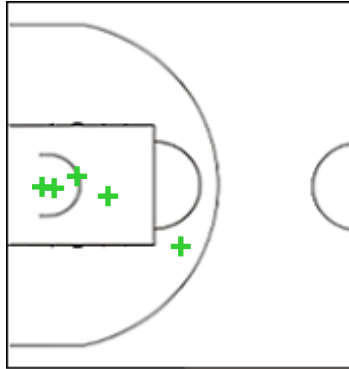
FRA - France

00 FRANCISCO Sylvain



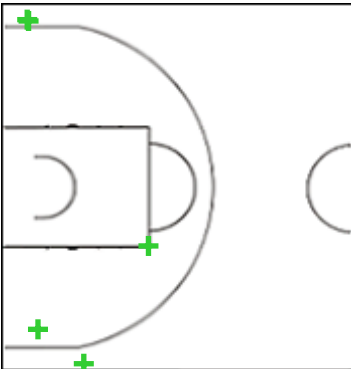
	M / A	%
Fied Goals	2 / 6	33
2 Points	1 / 2	50
3 Points	1 / 4	25
Free Throws	2 / 2	100

13 MASSA Bodian



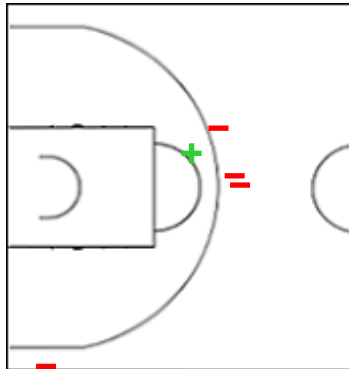
	M / A	%
Fied Goals	5 / 5	100
2 Points	5 / 5	100
3 Points	0 / 0	0
Free Throws	1 / 1	100

15 LANG Nicolas



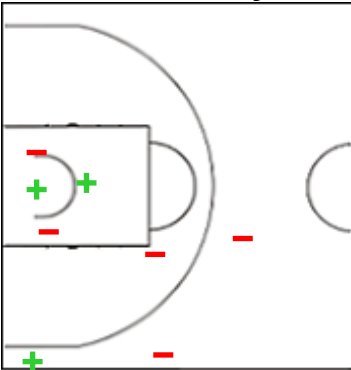
	M / A	%
Fied Goals	5 / 5	100
2 Points	2 / 2	100
3 Points	3 / 3	100
Free Throws	0 / 0	0

21 ALBICY Andrew



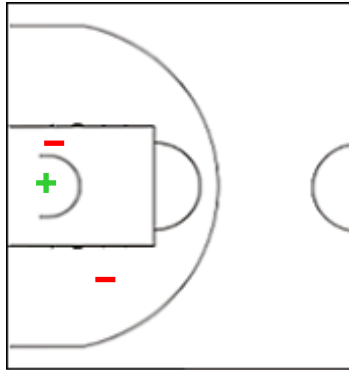
	M / A	%
Fied Goals	1 / 5	20
2 Points	1 / 1	100
3 Points	0 / 4	0
Free Throws	0 / 0	0

22 TARPEY Terry



	M / A	%
Fied Goals	3 / 8	38
2 Points	2 / 5	40
3 Points	1 / 3	33
Free Throws	2 / 2	100

23 BEGARIN Juhann



	M / A	%
Fied Goals	1 / 3	33
2 Points	1 / 3	33
3 Points	0 / 0	0
Free Throws	0 / 0	0

GLOBAL PARTNERS





Shot Chart

FRA 70 vs 63 LTU

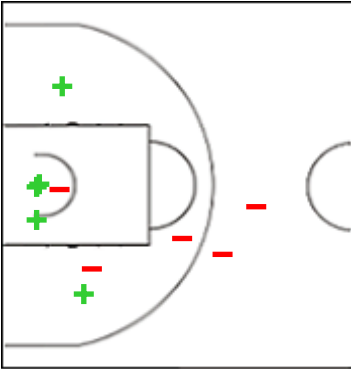
(11-14, 24-13, 18-16, 17-20)

Scoring by 5 min intervals:

	Q1		Q2		Q3		Q4	
FRA	7	11	27	35	45	53	55	70
LTU	6	14	19	27	37	43	53	63

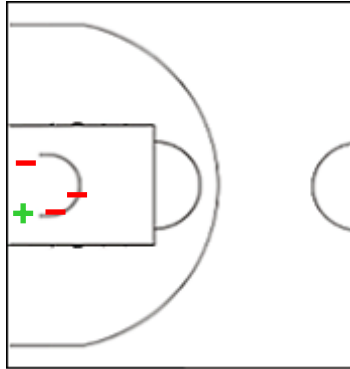
FRA - France

32 WEMBANYAMA Victor



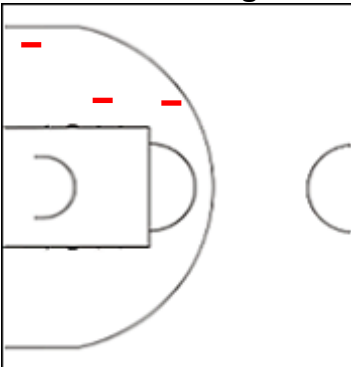
	M / A	%
Fied Goals	5 / 10	50
2 Points	5 / 8	63
3 Points	0 / 2	0
Free Throws	5 / 7	71

39 MAKOUNDOU Yoan



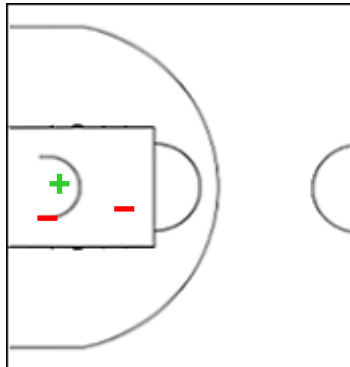
	M / A	%
Fied Goals	1 / 4	25
2 Points	1 / 4	25
3 Points	0 / 0	0
Free Throws	0 / 0	0

66 BENITEZ Hugo



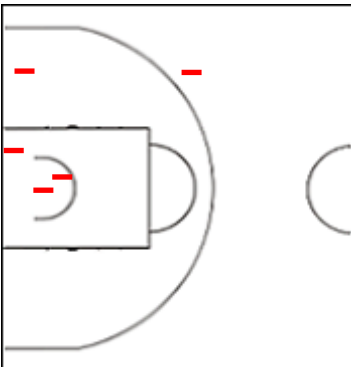
	M / A	%
Fied Goals	0 / 3	0
2 Points	0 / 3	0
3 Points	0 / 0	0
Free Throws	0 / 0	0

77 INGLIS Damien



	M / A	%
Fied Goals	1 / 3	33
2 Points	1 / 3	33
3 Points	0 / 0	0
Free Throws	2 / 4	50

90 LACOMBE Paul



	M / A	%
Fied Goals	0 / 5	0
2 Points	0 / 4	0
3 Points	0 / 1	0
Free Throws	2 / 2	100

GLOBAL PARTNERS





Shot Chart

FRA 70 vs 63 LTU

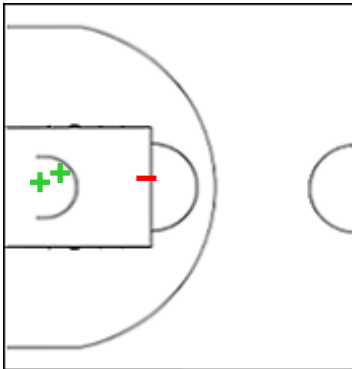
(11-14, 24-13, 18-16, 17-20)

Scoring by 5 min intervals:

	Q1		Q2		Q3		Q4	
FRA	7	11	27	35	45	53	55	70
LTU	6	14	19	27	37	43	53	63

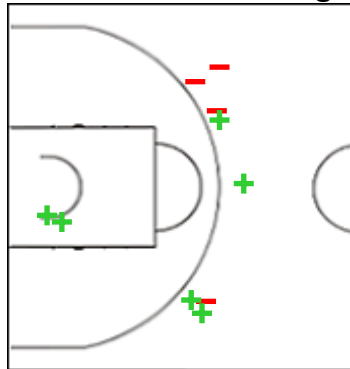
LTU - Lithuania

1 TAROLIS Donatas



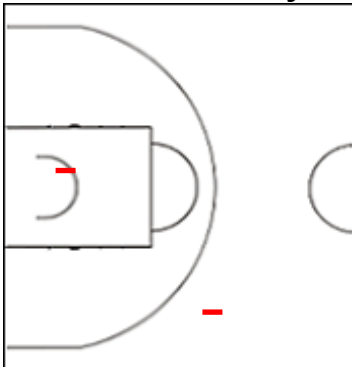
	M / A	%
Fied Goals	2 / 3	67
2 Points	2 / 3	67
3 Points	0 / 0	0
Free Throws	0 / 0	0

2 NORMANTAS Margiris



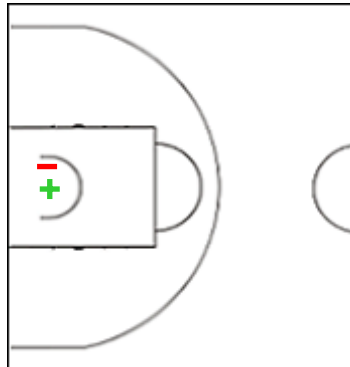
	M / A	%
Fied Goals	6 / 10	60
2 Points	2 / 2	100
3 Points	4 / 8	50
Free Throws	1 / 2	50

7 RADZEVICIUS Gytis



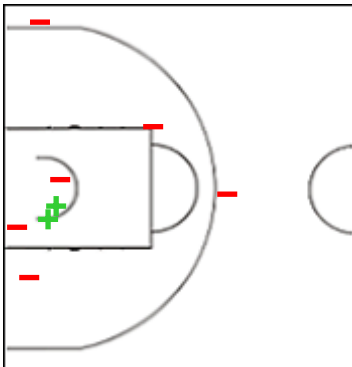
	M / A	%
Fied Goals	0 / 2	0
2 Points	0 / 1	0
3 Points	0 / 1	0
Free Throws	2 / 2	100

12 GEBEN Martinas



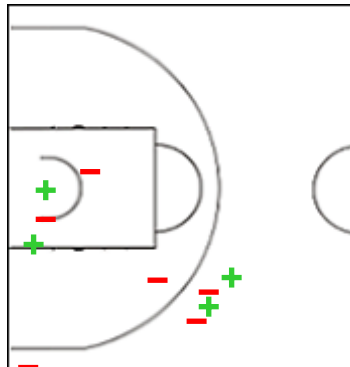
	M / A	%
Fied Goals	1 / 2	50
2 Points	1 / 2	50
3 Points	0 / 0	0
Free Throws	0 / 0	0

13 KARINIAUSKAS Vaidas



	M / A	%
Fied Goals	2 / 8	25
2 Points	2 / 6	33
3 Points	0 / 2	0
Free Throws	0 / 0	0

19 KUZMINSKAS Mindaugas



	M / A	%
Fied Goals	4 / 10	40
2 Points	2 / 5	40
3 Points	2 / 5	40
Free Throws	1 / 1	100

GLOBAL PARTNERS





Shot Chart

FRA 70 vs 63 LTU

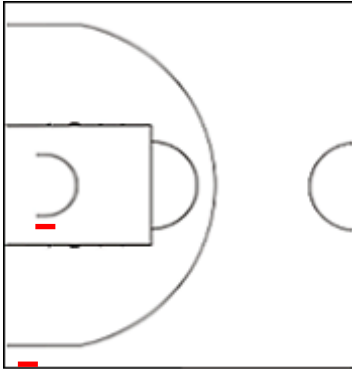
(11-14, 24-13, 18-16, 17-20)

Scoring by 5 min intervals:

	Q1		Q2		Q3		Q4	
FRA	7	11	27	35	45	53	55	70
LTU	6	14	19	27	37	43	53	63

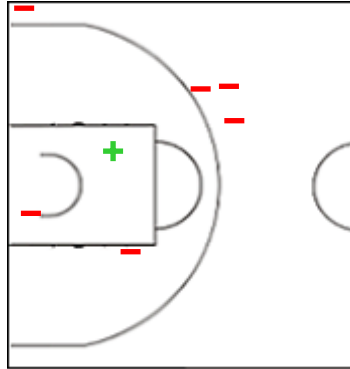
LTU - Lithuania

21 BERUCKA Arnas



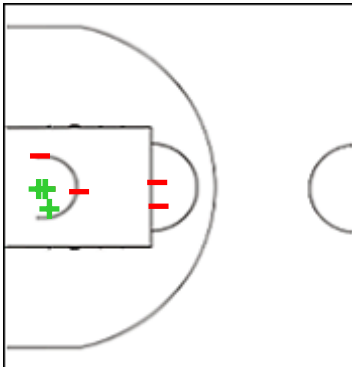
	M / A	%
Fied Goals	0 / 2	0
2 Points	0 / 1	0
3 Points	0 / 1	0
Free Throws	0 / 0	0

22 BENDZIUS Eimantas



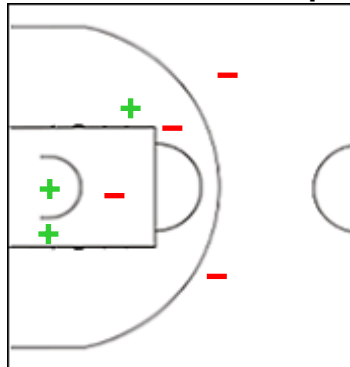
	M / A	%
Fied Goals	1 / 7	14
2 Points	1 / 3	33
3 Points	0 / 4	0
Free Throws	2 / 2	100

24 MALDUNAS Gabrielius



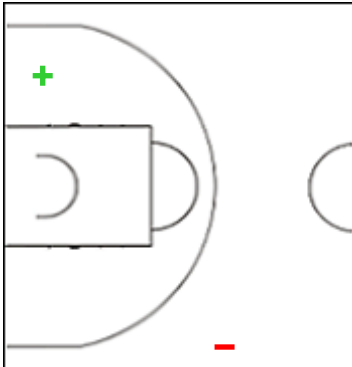
	M / A	%
Fied Goals	4 / 9	44
2 Points	4 / 9	44
3 Points	0 / 0	0
Free Throws	0 / 0	0

30 ZEMAITIS Kristupas



	M / A	%
Fied Goals	3 / 7	43
2 Points	3 / 5	60
3 Points	0 / 2	0
Free Throws	0 / 0	0

77 RUBSTAVICIUS Mantas



	M / A	%
Fied Goals	1 / 2	50
2 Points	1 / 1	100
3 Points	0 / 1	0
Free Throws	0 / 0	0

GLOBAL PARTNERS





Shot Chart

FRA 70 vs 63 LTU

(11-14, 24-13, 18-16, 17-20)

Scoring by 5 min intervals:

	Q1		Q2		Q3		Q4	
FRA	7	11	27	35	45	53	55	70
LTU	6	14	19	27	37	43	53	63

FRA - France

LTU - Lithuania



	M / A	%
Fied Goals	25 / 58	43
2 Points	19 / 40	48
3 Points	6 / 18	33
Free Throws	14 / 18	78

%	M / A	
40	25 / 63	Fied Goals
47	18 / 38	2 Points
28	7 / 25	3 Points
86	6 / 7	Free Throws

GLOBAL PARTNERS

