

## Cumulative Statistics

### LTU - Lithuania

#### After 1 game

#### Player Totals

No.	Name	GP	Time Played	Field Goals		2 Points		3 Points		Free Throws		Rebounds			AS	TO	ST	BS	PF	FD	+/-	PTS		
				M / A	%	M / A	%	M / A	%	M / A	%	OR	DR	TOT										
2	NORMANTAS Margiris	1	18:23	6/8	75	3/3	100	3/5	60	3/3	100	1	2	1	2				1	2	11	18		
8	SEDEKERSKIS Tadas	1	23:45	2/4	50	2/3	67	0/1	0	3/3	100	2	5	7	2				2	5	14	7		
9	BRAZDEIKIS Ignas	1	22:50	4/10	40	4/8	50	0/2	0			2	3	5	5	1			3	1	26	8		
12	MALDUNAS Gabrielius	1	7:05	2/2	100	2/2	100					2	2	4	2				2	1	15	4		
13	JOKUBAITIS Rokas	1	24:04	0/6	0	0/4	0	0/2	0	2/2	100	2	3	5	3	3					2	18	2	
17	VALANCIUNAS Jonas (C)	1	17:29	6/11	55	5/9	56	1/2	50	2/4	50	4	6	10	1	1		1	4	2	-7	15		
19	KUZMINSKAS Mindaugas	1	12:40	3/6	50	3/3	100	0/3	0	3/4	75	1	4	5	2	1			2	2	3	9		
20	MOTIEJUNAS Donatas	1	15:26	1/5	20	1/5	20			2/4	50	4	5	9	1	3		1	2	5	18	4		
22	BENDZIUS Eimantas	1	15:07	3/8	38	0/1	0	3/7	43	1/1	100	1	1	1	2	1			2		16	10		
31	KARINIAUSKAS Vaidas	1	14:48	1/3	33	1/2	50	0/1	0	2/2	100				2	1	1		2	1	8	4		
33	DIMSA Tomas	1	18:38	2/6	33			2/6	33			1	1	2	1						10	6		
91	SIRVYDIS Deividas	1	9:45	2/7	29			2/7	29			1	1	1							-2	6		
Team / Coach												2	2	4										
<b>Totals</b>				32/76	42	21/40	53	11/36	31	18/23	78	22	31	53	24	11	2	2	20	21	26	93		
<b>Opponents</b>				27/64	42	23/49	47	4/15	27	9/19	47	11	23	34	12	10	6	1	22	20	-26	67		

#### Team Totals

	LTU	Opponents
Points from Turnovers	10	8
Points in the Paint	34 (17/32) 53%	44 (22/46) 48%
Second Chance Points	25	11
Fast Break Points	13	12
Bench Points	55	11

#### Player Averages

No.	Name	GP	MPG	Field Goals		2 Points		3 Points		Free Throws		Rebounds			AS	TO	ST	BS	PF	FD	+/-	PPG		
				M / A	%	M / A	%	M / A	%	M / A	%	OR	DR	TOT										
2	NORMANTAS Margiris	1	18:23	6.0/8.0	75	3.0/3.0	100	3.0/5.0	60	3.0/3.0	100	1.0	2.0	1.0	2.0				1.0	2.0	11.0	18.0		
8	SEDEKERSKIS Tadas	1	23:45	2.0/4.0	50	2.0/3.0	67	0.0/1.0	0	3.0/3.0	100	2.0	5.0	7.0	2.0				2.0	5.0	14.0	7.0		
9	BRAZDEIKIS Ignas	1	22:50	4.0/10.0	40	4.0/8.0	50	0.0/2.0	0			2.0	3.0	5.0	5.0	1.0			3.0	1.0	26.0	8.0		
12	MALDUNAS Gabrielius	1	7:05	2.0/2.0	100	2.0/2.0	100					2.0	2.0	4.0	2.0				2.0	1.0	15.0	4.0		
13	JOKUBAITIS Rokas	1	24:04	0.0/6.0	0	0.0/4.0	0	0.0/2.0	0	2.0/2.0	100	2.0	3.0	5.0	3.0	3.0					2.0	18.0	2.0	
17	VALANCIUNAS Jonas (C)	1	17:29	6.0/11.0	55	5.0/9.0	56	1.0/2.0	50	2.0/4.0	50	4.0	6.0	10.0	1.0	1.0		1.0	4.0	2.0	-7.0	15.0		
19	KUZMINSKAS Mindaugas	1	12:40	3.0/6.0	50	3.0/3.0	100	0.0/3.0	0	3.0/4.0	75	1.0	4.0	5.0	2.0	1.0			2.0	2.0	3.0	9.0		
20	MOTIEJUNAS Donatas	1	15:26	1.0/5.0	20	1.0/5.0	20			2.0/4.0	50	4.0	5.0	9.0	1.0	3.0		1.0	2.0	5.0	18.0	4.0		
22	BENDZIUS Eimantas	1	15:07	3.0/8.0	38	0.0/1.0	0	3.0/7.0	43	1.0/1.0	100	1.0	1.0	1.0	2.0	1.0			2.0		16.0	10.0		
31	KARINIAUSKAS Vaidas	1	14:48	1.0/3.0	33	1.0/2.0	50	0.0/1.0	0	2.0/2.0	100				2.0	1.0	1.0		2.0	1.0	8.0	4.0		
33	DIMSA Tomas	1	18:38	2.0/6.0	33			2.0/6.0	33			1.0	1.0	2.0	1.0						10.0	6.0		
91	SIRVYDIS Deividas	1	9:45	2.0/7.0	29			2.0/7.0	29			1.0	1.0	1.0							-2.0	6.0		
Team / Coach												2.0	2.0	4.0										
<b>Totals</b>				32.0/76.0	42	21.0/40.0	53	11.0/36.0	31	18.0/23.0	78	22.0	31.0	53.0	24.0	11.0	2.0	2.0	20.0	21.0	26.0	93.0		
<b>Opponents</b>				27.0/64.0	42	23.0/49.0	47	4.0/15.0	27	9.0/19.0	47	11.0	23.0	34.0	12.0	10.0	6.0	1.0	22.0	20.0	-26.0	67.0		

#### Team Averages

	LTU	Opponents
Points from Turnovers	10.0	8.0
Points in the Paint	34.0	44.0
Second Chance Points	25.0	11.0
Fast Break Points	13.0	12.0
Bench Points	55.0	11.0

#### GLOBAL PARTNERS

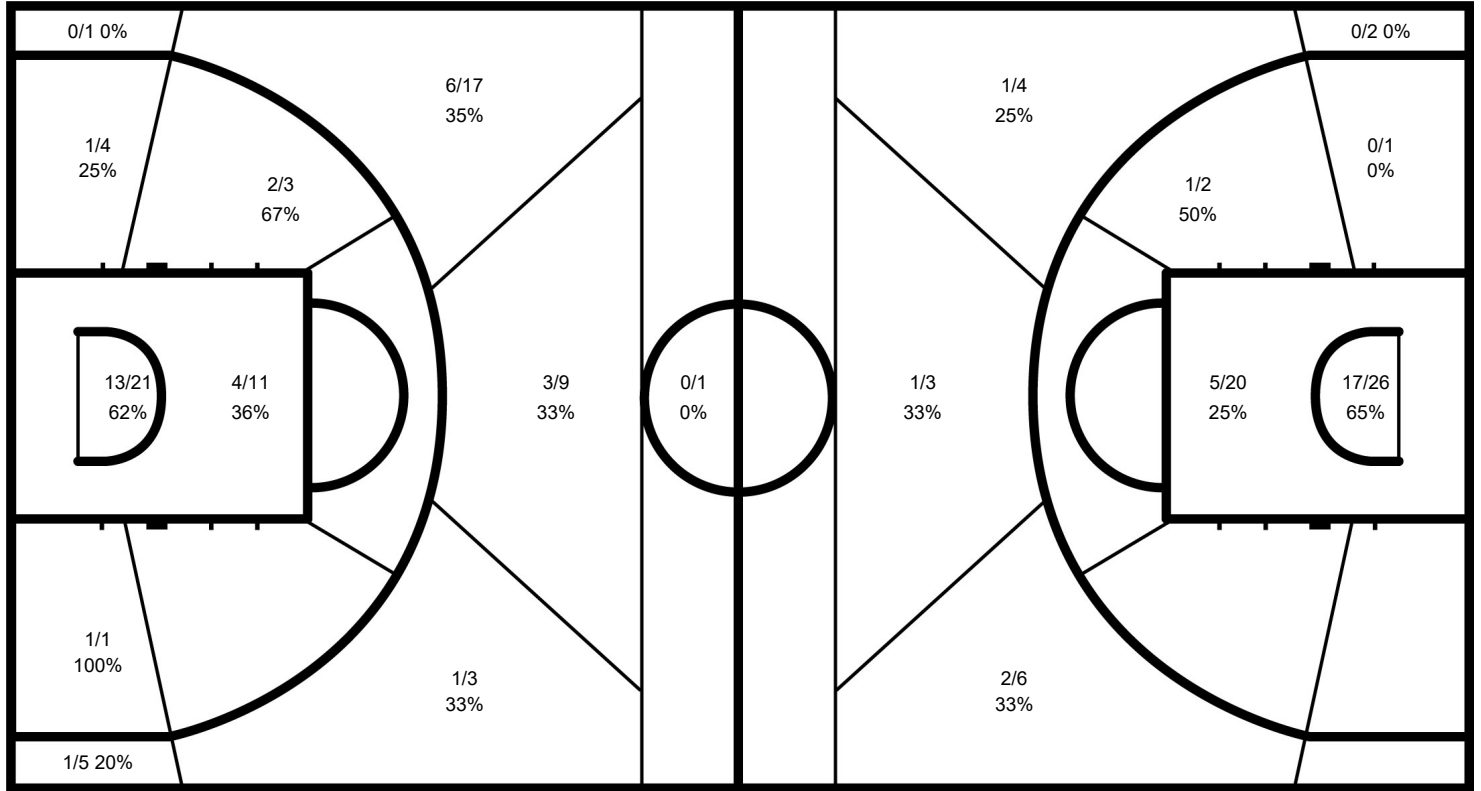


**Cumulative Statistics**  
LTU - Lithuania  
After 1 game

Phase	LTU Played	Score		Field Goals		2 Points		3 Points		Free Throws		Rebounds			AS	TO	ST	BS	PF	FD
				M / A	%	M / A	%	M / A	%	M / A	%	OR	DR	TOT						
Group Phase - 1st Round - Group D	EGY	93-67	For	32/76	42	21/40	53	11/36	31	18/23	78	22	31	53	24	11	2	2	20	21
			Agg.	27/64	42	23/49	47	4/15	27	9/19	47	11	23	34	12	10	6	1	22	20

LTU - Lithuania

Opponents



LTU

	M / A	%
Field Goals	32 / 76	42
2 Points	21 / 40	53
3 Points	11 / 36	31
Free Throws	18 / 23	78

Opponents

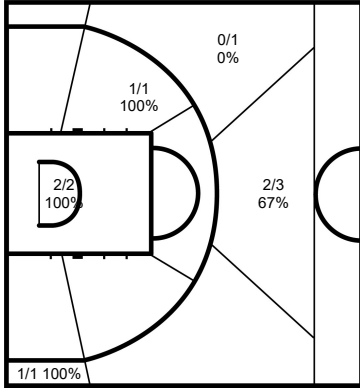
%	M / A	
42	27 / 64	Field Goals
47	23 / 49	2 Points
27	4 / 15	3 Points
47	9 / 19	Free Throws

GLOBAL PARTNERS



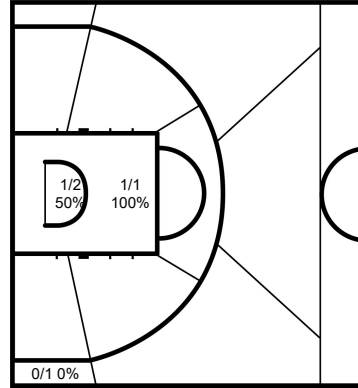
**Cumulative Statistics**  
**LTU - Lithuania**  
 After 1 game

**2 NORMANTAS Margiris**



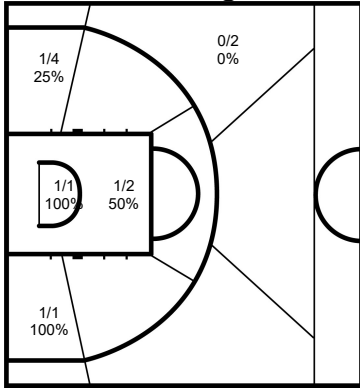
	M / A	%
Field Goals	6 / 8	75
2 Points	3 / 3	100
3 Points	3 / 5	60
Free Throws	3 / 3	100

**8 SEDEKERSKIS Tadas**



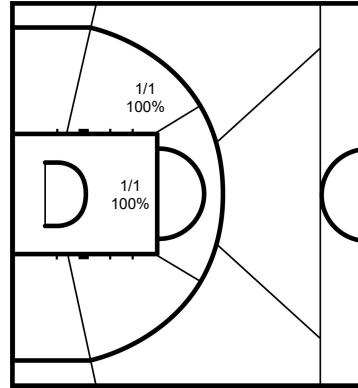
	M / A	%
Field Goals	2 / 4	50
2 Points	2 / 3	67
3 Points	0 / 1	0
Free Throws	3 / 3	100

**9 BRAZDEIKIS Ignas**



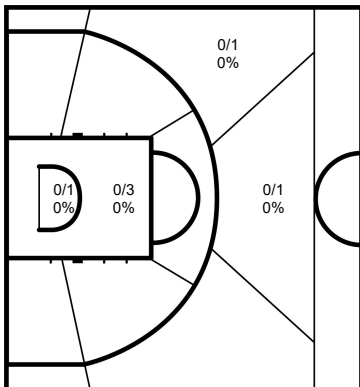
	M / A	%
Field Goals	4 / 10	40
2 Points	4 / 8	50
3 Points	0 / 2	0
Free Throws		

**12 MALDUNAS Gabrielius**



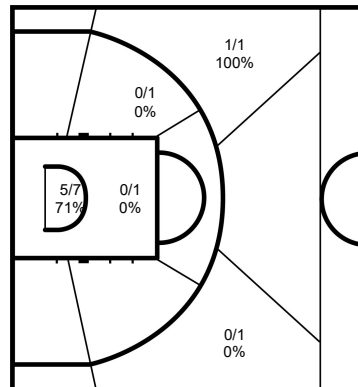
	M / A	%
Field Goals	2 / 2	100
2 Points	2 / 2	100
3 Points		
Free Throws		

**13 JOKUBAITIS Rokas**



	M / A	%
Field Goals	0 / 6	0
2 Points	0 / 4	0
3 Points	0 / 2	0
Free Throws	2 / 2	100

**17 VALANCIUNAS Jonas**



	M / A	%
Field Goals	6 / 11	55
2 Points	5 / 9	56
3 Points	1 / 2	50
Free Throws	2 / 4	50

GLOBAL PARTNERS

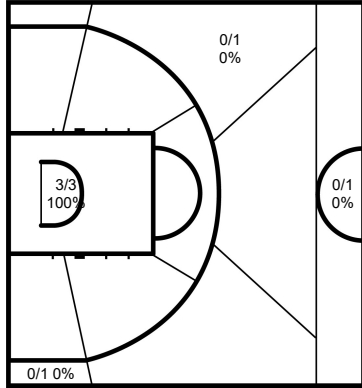


## Cumulative Statistics

LTU - Lithuania

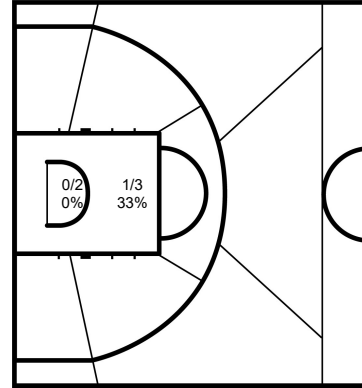
After 1 game

### 19 KUZMINSKAS Mindaugas



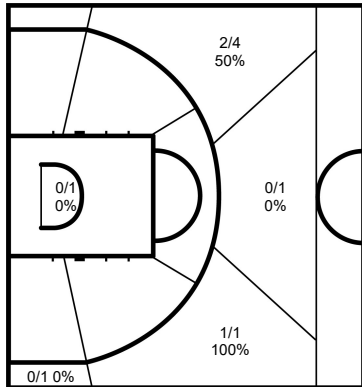
	M / A	%
Field Goals	3 / 6	50
2 Points	3 / 3	100
3 Points	0 / 3	0
Free Throws	3 / 4	75

### 20 MOTIEJUNAS Donatas



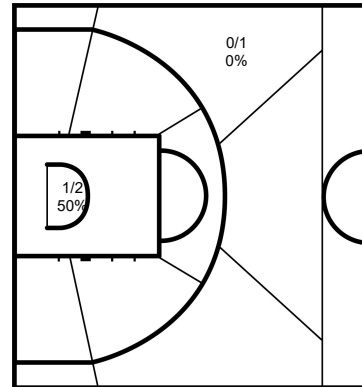
	M / A	%
Field Goals	1 / 5	20
2 Points	1 / 5	20
3 Points		
Free Throws	2 / 4	50

### 22 BENDZIUS Eimantas



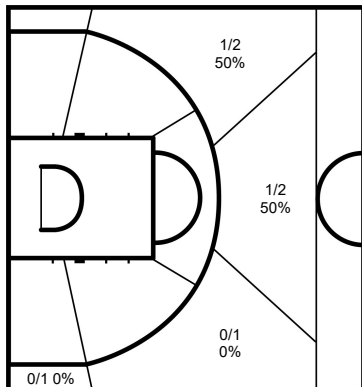
	M / A	%
Field Goals	3 / 8	38
2 Points	0 / 1	0
3 Points	3 / 7	43
Free Throws	1 / 1	100

### 31 KARINIAUSKAS Vaidas



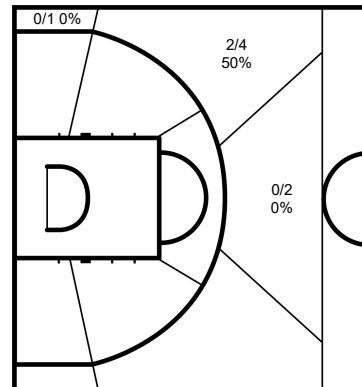
	M / A	%
Field Goals	1 / 3	33
2 Points	1 / 2	50
3 Points	0 / 1	0
Free Throws	2 / 2	100

### 33 DIMSA Tomas



	M / A	%
Field Goals	2 / 6	33
2 Points		
3 Points	2 / 6	33
Free Throws		

### 91 SIRVYDIS Deividas



	M / A	%
Field Goals	2 / 7	29
2 Points		
3 Points	2 / 7	29
Free Throws		

#### Legend:

%	Shooting Percentage	(C)	Captain	+/-	Plus-Minus	Agn.	Against	AS	Assists
BS	Blocked Shots	DR	Defensive Rebounds	FD	Fouls Drawn	GP	Games Played	M / A	Made / Attempts
MPG	Minutes Played per Game	No.	Uniform Number	OR	Offensive Rebounds	PF	Fouls	PPG	Points per Game
PTS	Points	ST	Steals	TO	Turnovers	TOT	Total Rebounds		

WORLD CUP.BASKETBALL

#### GLOBAL PARTNERS

