



25 AUG 2023
20:30

Shot Chart
EGY 67 vs 93 LTU

(12 - 26, 22 - 20, 19 - 24, 14 - 23)

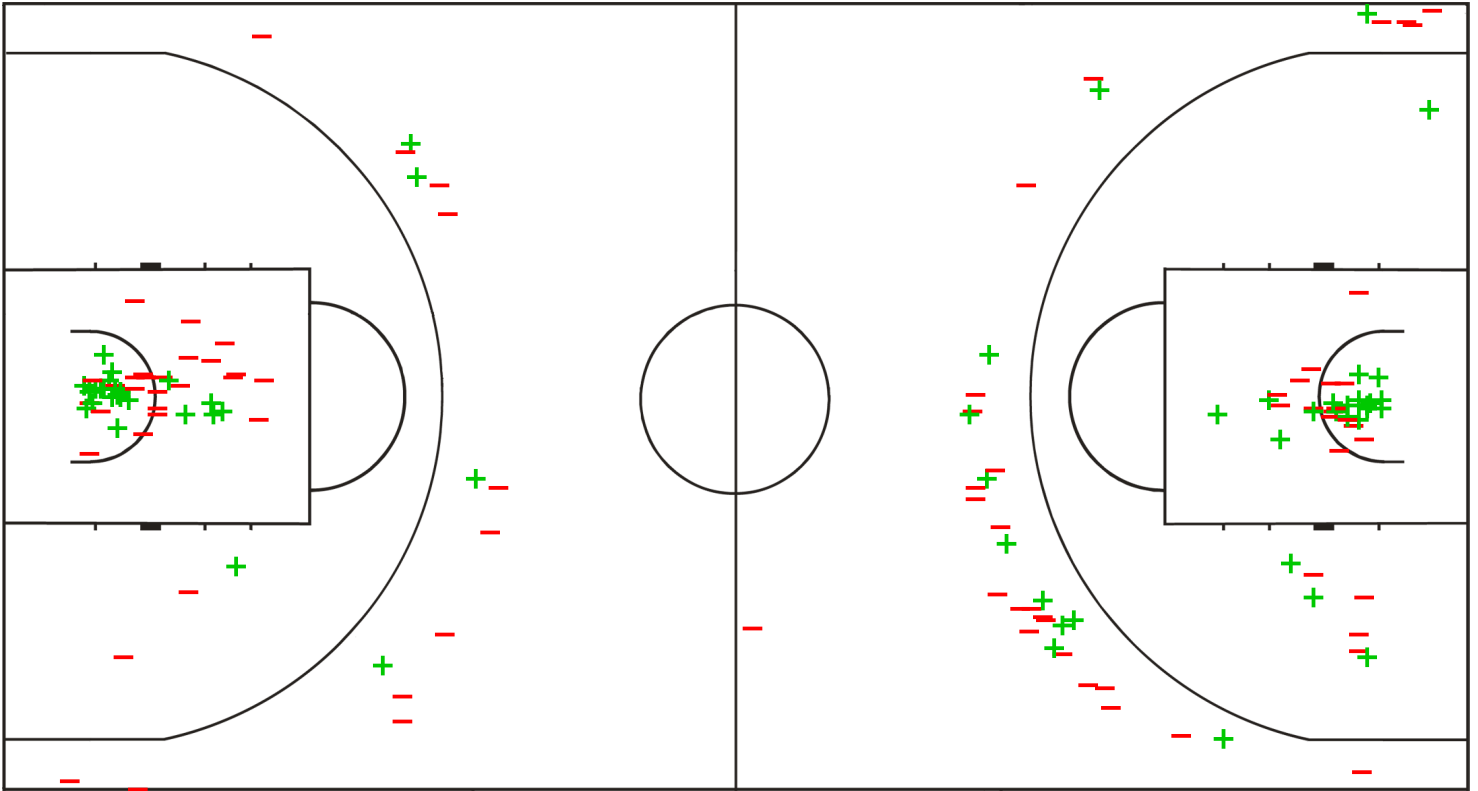
Attendance: 7,229
Game Duration: 1:49

Scoring by 5 min intervals:

	Q1		Q2		Q3		Q4	
EGY	6	12	25	34	46	53	57	67
LTU	15	26	38	46	58	70	87	93

EGY - Egypt

LTU - Lithuania



EGY

	M / A	%
Field Goals	27 / 64	42
2 Points	23 / 49	47
3 Points	4 / 15	27
Free Throws	9 / 19	47

LTU

%	M / A	
42	32 / 76	Field Goals
53	21 / 40	2 Points
31	11 / 36	3 Points
78	18 / 23	Free Throws

GLOBAL PARTNERS





25 AUG 2023
20:30

Shot Chart
EGY 67 vs 93 LTU

(12 - 26, 22 - 20, 19 - 24, 14 - 23)

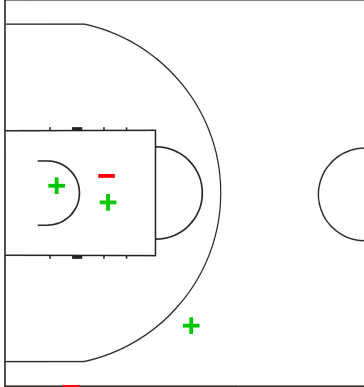
Attendance: 7,229
Game Duration: 1:49

Scoring by 5 min intervals:

	Q1		Q2		Q3		Q4	
EGY	6	12	25	34	46	53	57	67
LTU	15	26	38	46	58	70	87	93

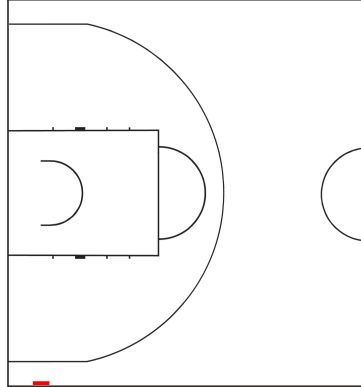
EGY - Egypt

0 ZAHARAN Amr



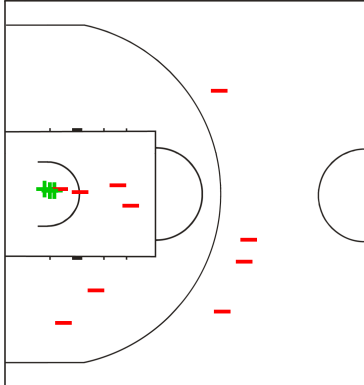
	M / A	%
Field Goals	3/5	60
2 Points	2/3	67
3 Points	1/2	50
Free Throws	1/2	50

1 ELGIZAWY Karim



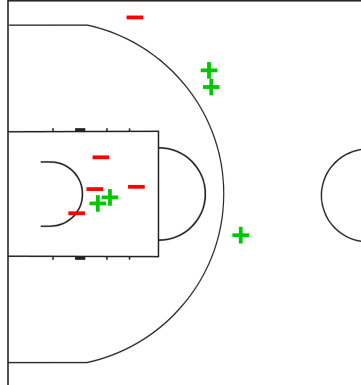
	M / A	%
Field Goals	0/1	0
2 Points		
3 Points	0/1	0
Free Throws		

4 AMIN Ehab



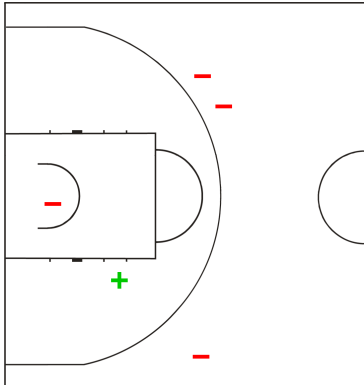
	M / A	%
Field Goals	3/13	23
2 Points	3/9	33
3 Points	0/4	0
Free Throws	4/6	67

5 EL GENDY Amr



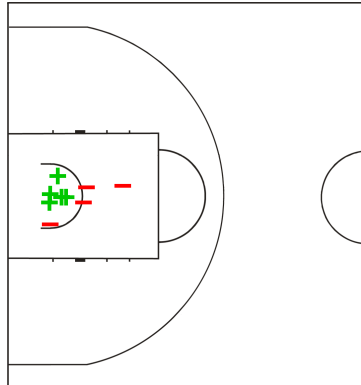
	M / A	%
Field Goals	5/10	50
2 Points	2/6	33
3 Points	3/4	75
Free Throws		

7 MOUSSA Adam



	M / A	%
Field Goals	1/5	20
2 Points	1/2	50
3 Points	0/3	0
Free Throws		

10 MAHMOUD Anas



	M / A	%
Field Goals	5/9	56
2 Points	5/9	56
3 Points		
Free Throws	1/2	50

GLOBAL PARTNERS





25 AUG 2023
20:30

Shot Chart
EGY 67 vs 93 LTU

(12 - 26, 22 - 20, 19 - 24, 14 - 23)

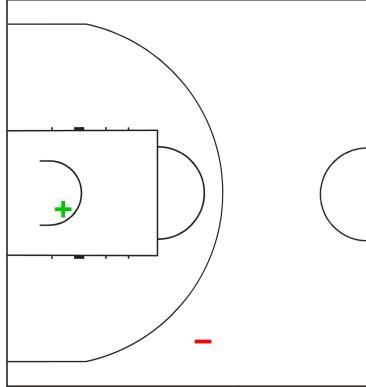
Attendance: 7,229
Game Duration: 1:49

Scoring by 5 min intervals:

	Q1		Q2		Q3		Q4	
EGY	6	12	25	34	46	53	57	67
LTU	15	26	38	46	58	70	87	93

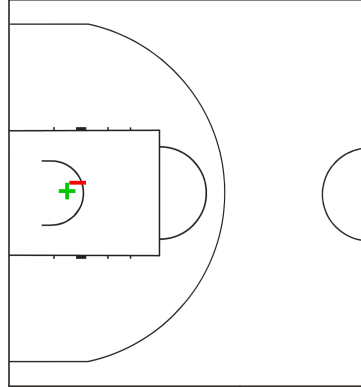
EGY - Egypt

12 ABOUSHOUSA Youssef



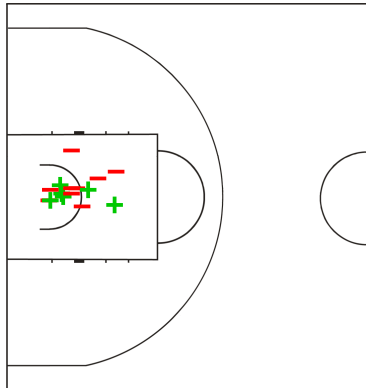
	M / A	%
Field Goals	1/2	50
2 Points	1/1	100
3 Points	0/1	0
Free Throws	1/2	50

15 GARDNER Patrick



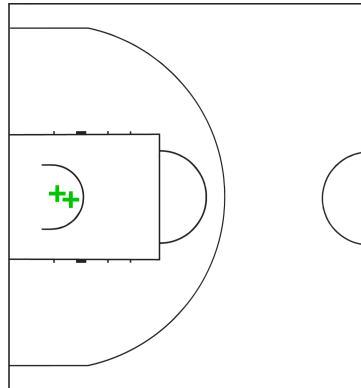
	M / A	%
Field Goals	1/2	50
2 Points	1/2	50
3 Points		
Free Throws		

50 MAREI Assem



	M / A	%
Field Goals	6/15	40
2 Points	6/15	40
3 Points		
Free Throws	2/7	29

55 ORABY Omar



	M / A	%
Field Goals	2/2	100
2 Points	2/2	100
3 Points		
Free Throws		

GLOBAL PARTNERS





25 AUG 2023
20:30

Shot Chart
EGY 67 vs 93 LTU

(12 - 26, 22 - 20, 19 - 24, 14 - 23)

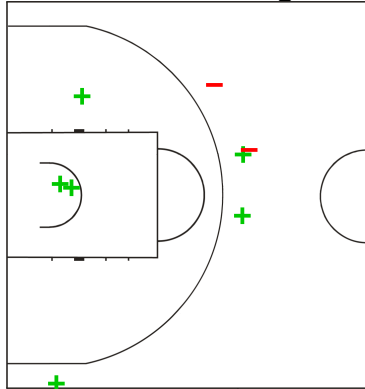
Attendance: 7,229
Game Duration: 1:49

Scoring by 5 min intervals:

	Q1		Q2		Q3		Q4	
EGY	6	12	25	34	46	53	57	67
LTU	15	26	38	46	58	70	87	93

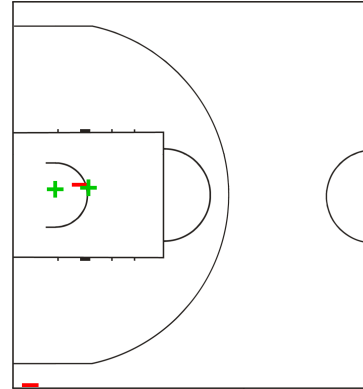
LTU - Lithuania

2 NORMANTAS Margiris



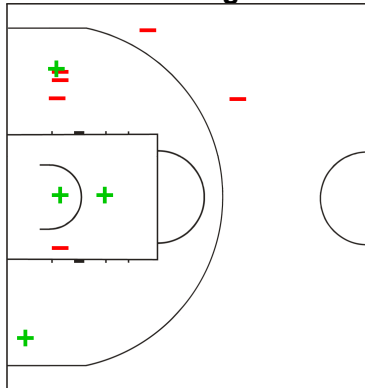
	M / A	%
Field Goals	6/8	75
2 Points	3/3	100
3 Points	3/5	60
Free Throws	3/3	100

8 SEDEKERSKIS Tadas



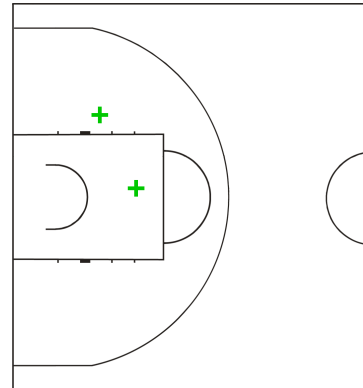
	M / A	%
Field Goals	2/4	50
2 Points	2/3	67
3 Points	0/1	0
Free Throws	3/3	100

9 BRAZDEIKIS Ignas



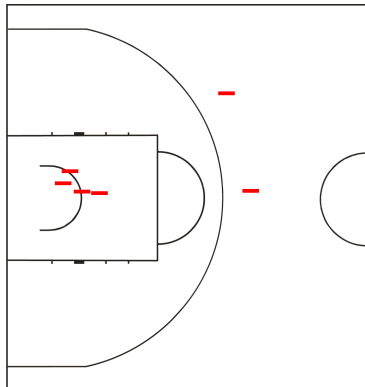
	M / A	%
Field Goals	4/10	40
2 Points	4/8	50
3 Points	0/2	0
Free Throws		

12 MALDUNAS Gabrielius



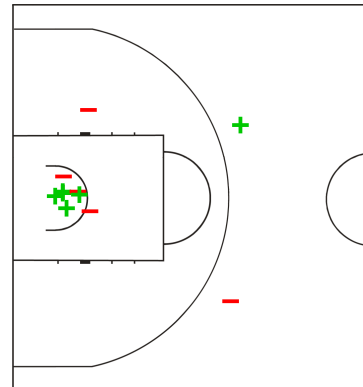
	M / A	%
Field Goals	2/2	100
2 Points	2/2	100
3 Points		
Free Throws		

13 JOKUBAITIS Rokas



	M / A	%
Field Goals	0/6	0
2 Points	0/4	0
3 Points	0/2	0
Free Throws	2/2	100

17 VALANCIUNAS Jonas



	M / A	%
Field Goals	6/11	55
2 Points	5/9	56
3 Points	1/2	50
Free Throws	2/4	50

GLOBAL PARTNERS





25 AUG 2023
20:30

Shot Chart
EGY 67 vs 93 LTU

(12 - 26, 22 - 20, 19 - 24, 14 - 23)

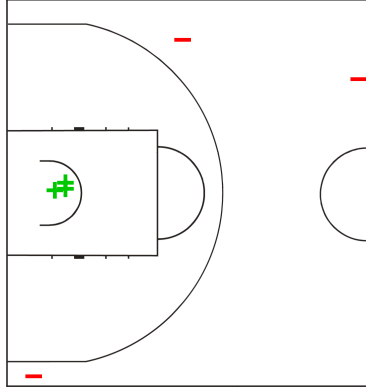
Attendance: 7,229
Game Duration: 1:49

Scoring by 5 min intervals:

	Q1		Q2		Q3		Q4	
EGY	6	12	25	34	46	53	57	67
LTU	15	26	38	46	58	70	87	93

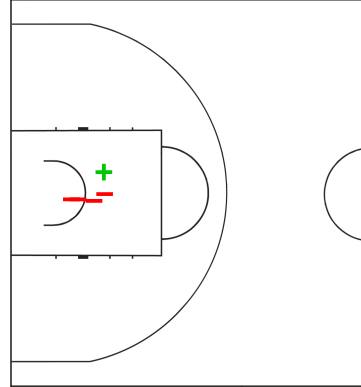
LTU - Lithuania

19 KUZMINSKAS Mindaugas



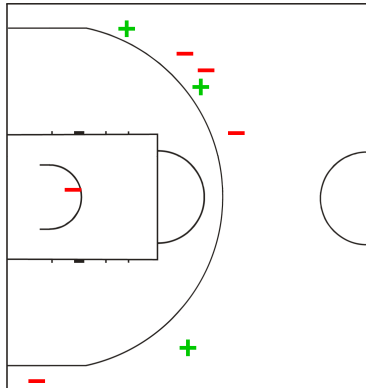
	M / A	%
Field Goals	3/6	50
2 Points	3/3	100
3 Points	0/3	0
Free Throws	3/4	75

20 MOTIEJUNAS Donatas



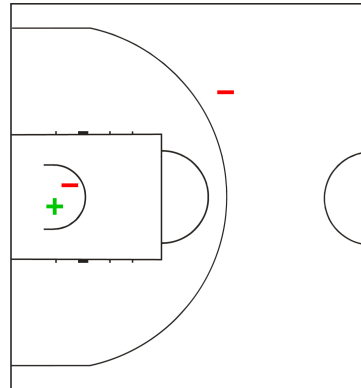
	M / A	%
Field Goals	1/5	20
2 Points	1/5	20
3 Points		
Free Throws	2/4	50

22 BENDZIUS Eimantas



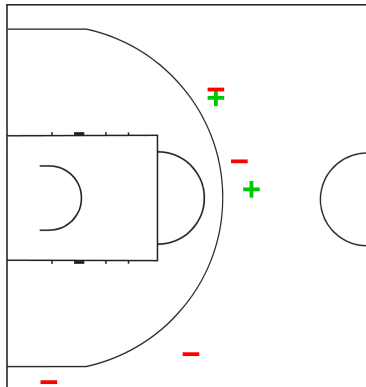
	M / A	%
Field Goals	3/8	38
2 Points	0/1	0
3 Points	3/7	43
Free Throws	1/1	100

31 KARINIAUSKAS Vaidas



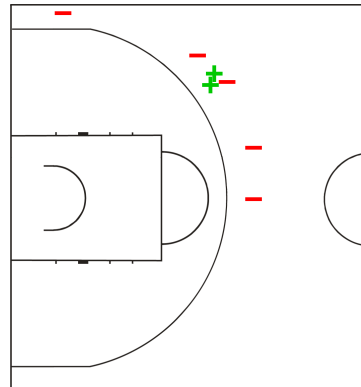
	M / A	%
Field Goals	1/3	33
2 Points	1/2	50
3 Points	0/1	0
Free Throws	2/2	100

33 DIMSA Tomas



	M / A	%
Field Goals	2/6	33
2 Points		
3 Points	2/6	33
Free Throws		

91 SIRVYDIS Deividas



	M / A	%
Field Goals	2/7	29
2 Points		
3 Points	2/7	29
Free Throws		

GLOBAL PARTNERS





25 AUG 2023
20:30

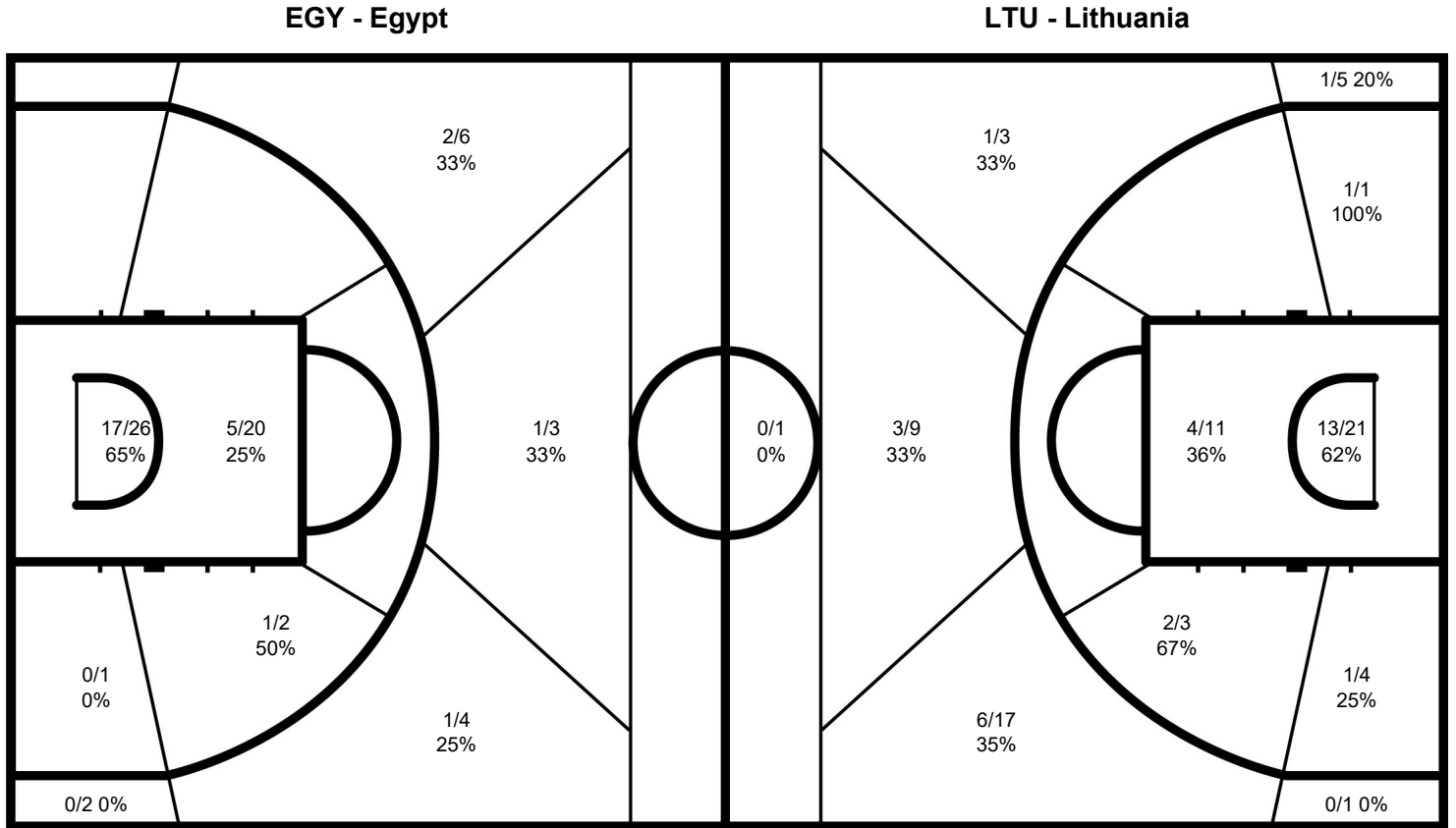
Shot Chart
EGY 67 vs 93 LTU

(12 - 26, 22 - 20, 19 - 24, 14 - 23)

Attendance: 7,229
Game Duration: 1:49

Scoring by 5 min intervals:

	Q1	Q2	Q3	Q4
EGY	6 12	25 34	46 53	57 67
LTU	15 26	38 46	58 70	87 93



EGY

	M / A	%
Field Goals	27 / 64	42
2 Points	23 / 49	47
3 Points	4 / 15	27
Free Throws	9 / 19	47

LTU

%	M / A	
42	32 / 76	Field Goals
53	21 / 40	2 Points
31	11 / 36	3 Points
78	18 / 23	Free Throws

Legend:

-	Shot Missed	%	Shooting Percentage	+	Shot Made	M / A	Made / Attempts	Qx	Quarter
---	-------------	---	---------------------	---	-----------	-------	-----------------	----	---------

GLOBAL PARTNERS

