

Cumulative Statistics

GER - Germany

After 1 game

Player Totals

No.	Name	GP	Time Played	Field Goals		2 Points		3 Points		Free Throws		Rebounds			AS	TO	ST	BS	PF	FD	+/-	PTS
				M / A	%	M / A	%	M / A	%	M / A	%	OR	DR	TOT								
0	BONGA Isaac	1	22:43	2/8	25	2/4	50	0/4	0			1		1	2				1		4	4
4	LO Maodo	1	20:54	0/5	0	0/1	0	0/4	0				1	1	2	2			2	1	3	
5	GIFFEY Niels	1	1:46										1	1			1				-2	
7	VOIGTMANN Johannes	1	14:37	3/5	60	3/4	75	0/1	0			1	7	8	2			2		10	6	
9	WAGNER Franz	1	26:36	5/12	42	5/6	83	0/6	0			1	5	6	5	2	1			1	16	10
10	THEIS Daniel	1	16:16	6/8	75	6/7	86	0/1	0	1/1	100	3	3	6	3	3	2	1		2	13	13
13	WAGNER Moritz	1	23:37	10/14	71	8/9	89	2/5	40	3/4	75	2	7	9	1	1	1	1	1	4	10	25
17	SCHRODER Dennis (C)	1	25:39	5/13	38	3/6	50	2/7	29	2/2	100		5	5	5	1		2	2	5	23	14
21	HOLLATZ Justus	1	1:46	0/1	0	0/1	0														-2	
32	THIEMANN Johannes	1	23:44	1/1	100	1/1	100			1/2	50		6	6					2	2	5	3
42	OBST Andreas	1	20:36	2/5	40			2/5	40			1	1	2	1				2	1	12	6
44	KRAMER David	1	1:46																		-2	
Team / Coach				2																		2
Totals				34/72	47	28/39	72	6/33	18	7/9	78	11	36	47	21	10	7	4	12	16	18	81
Opponents				23/65	35	17/30	57	6/35	17	11/17	65	8	28	36	17	13	5	3	16	12	-18	63

Team Totals

	GER	Opponents
Points from Turnovers	12	16
Points in the Paint	52 (26/33) 79%	34 (17/27) 63%
Second Chance Points	16	9
Fast Break Points	8	12
Bench Points	32	19

Player Averages

No.	Name	GP	MPG	Field Goals		2 Points		3 Points		Free Throws		Rebounds			AS	TO	ST	BS	PF	FD	+/-	PPG
				M / A	%	M / A	%	M / A	%	M / A	%	OR	DR	TOT								
0	BONGA Isaac	1	22:43	2.0/8.0	25	2.0/4.0	50	0.0/4.0	0			1.0		1.0	2.0				1.0		4.0	4.0
4	LO Maodo	1	20:54	0.0/5.0	0	0.0/1.0	0	0.0/4.0	0				1.0	1.0	2.0	2.0			2.0	1.0	3.0	
5	GIFFEY Niels	1	1:46										1.0	1.0			1.0				-2.0	
7	VOIGTMANN Johannes	1	14:37	3.0/5.0	60	3.0/4.0	75	0.0/1.0	0			1.0	7.0	8.0	2.0		2.0		2.0		10.0	6.0
9	WAGNER Franz	1	26:36	5.0/12.0	42	5.0/6.0	83	0.0/6.0	0			1.0	5.0	6.0	5.0	2.0	1.0			1.0	16.0	10.0
10	THEIS Daniel	1	16:16	6.0/8.0	75	6.0/7.0	86	0.0/1.0	0	1.0/1.0	100	3.0	3.0	6.0	3.0	3.0	2.0	1.0			2.0	13.0
13	WAGNER Moritz	1	23:37	10.0/14.0	71	8.0/9.0	89	2.0/5.0	40	3.0/4.0	75	2.0	7.0	9.0	1.0	1.0	1.0	1.0	1.0	4.0	10.0	25.0
17	SCHRODER Dennis (C)	1	25:39	5.0/13.0	38	3.0/6.0	50	2.0/7.0	29	2.0/2.0	100		5.0	5.0	5.0	1.0		2.0	2.0	5.0	23.0	14.0
21	HOLLATZ Justus	1	1:46	0.0/1.0	0	0.0/1.0	0														-2.0	
32	THIEMANN Johannes	1	23:44	1.0/1.0	100	1.0/1.0	100			1.0/2.0	50		6.0	6.0					2.0	2.0	5.0	3.0
42	OBST Andreas	1	20:36	2.0/5.0	40			2.0/5.0	40			1.0	1.0	2.0	1.0				2.0	1.0	12.0	6.0
44	KRAMER David	1	1:46																		-2.0	
Team / Coach				2.0																		2.0
Totals				34.0/72.0	47	28.0/39.0	72	6.0/33.0	18	7.0/9.0	78	11.0	36.0	47.0	21.0	10.0	7.0	4.0	12.0	16.0	18.0	81.0
Opponents				23.0/65.0	35	17.0/30.0	57	6.0/35.0	17	11.0/17.0	65	8.0	28.0	36.0	17.0	13.0	5.0	3.0	16.0	12.0	-18.0	63.0

Team Averages

	GER	Opponents
Points from Turnovers	12.0	16.0
Points in the Paint	52.0	34.0
Second Chance Points	16.0	9.0
Fast Break Points	8.0	12.0
Bench Points	32.0	19.0

GLOBAL PARTNERS



Cumulative Statistics

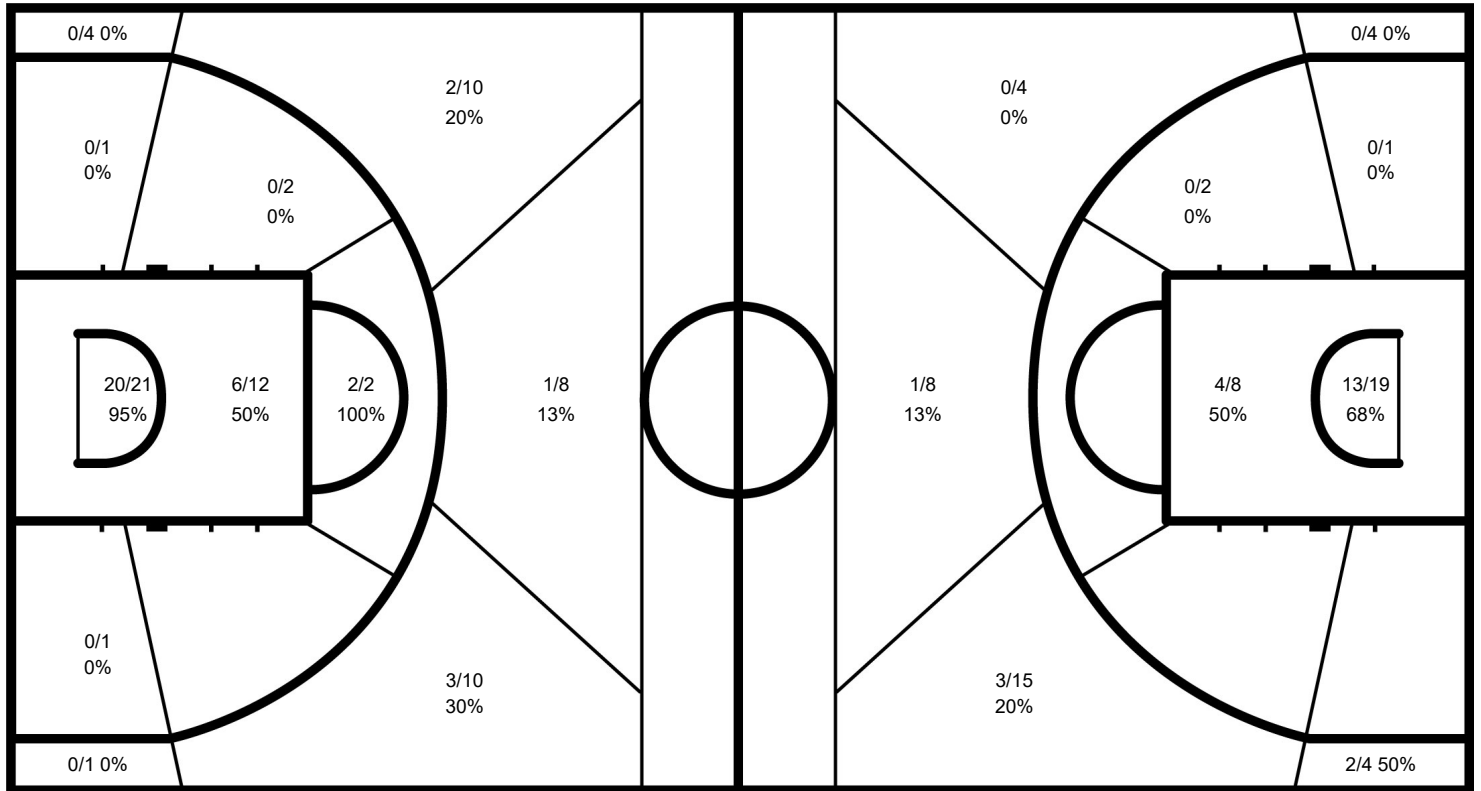
GER - Germany

After 1 game

Phase	GER Played	Score		Field Goals		2 Points		3 Points		Free Throws		Rebounds			AS	TO	ST	BS	PF	FD
				M / A	%	M / A	%	M / A	%	M / A	%	OR	DR	TOT						
Group Phase - 1st Round - Group E	JPN	81-63	For	34/72	47	28/39	72	6/33	18	7/9	78	11	36	47	21	10	7	4	12	16
			Agg.	23/65	35	17/30	57	6/35	17	11/17	65	8	28	36	17	13	5	3	16	12

GER - Germany

Opponents



GER

	M / A	%
Field Goals	34 / 72	47
2 Points	28 / 39	72
3 Points	6 / 33	18
Free Throws	7 / 9	78

Opponents

%	M / A	
35	23 / 65	Field Goals
57	17 / 30	2 Points
17	6 / 35	3 Points
65	11 / 17	Free Throws

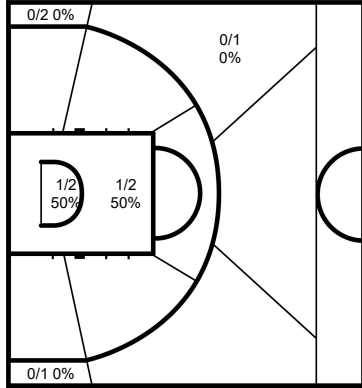
GLOBAL PARTNERS





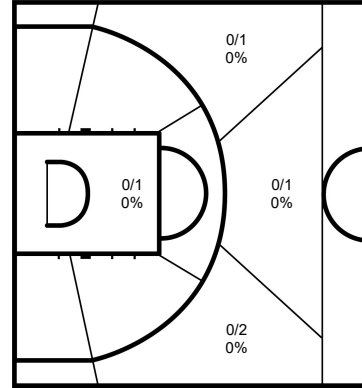
Cumulative Statistics
GER - Germany
After 1 game

0 BONGA Isaac



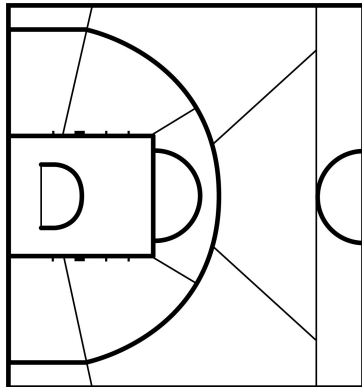
	M / A	%
Field Goals	2 / 8	25
2 Points	2 / 4	50
3 Points	0 / 4	0
Free Throws		

4 LO Maodo



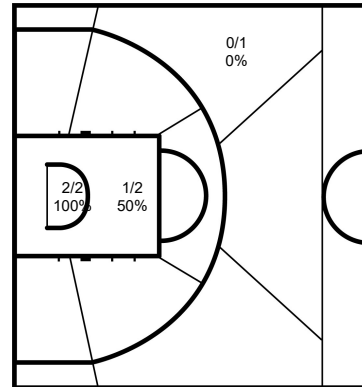
	M / A	%
Field Goals	0 / 5	0
2 Points	0 / 1	0
3 Points	0 / 4	0
Free Throws		

5 GIFFEY Niels



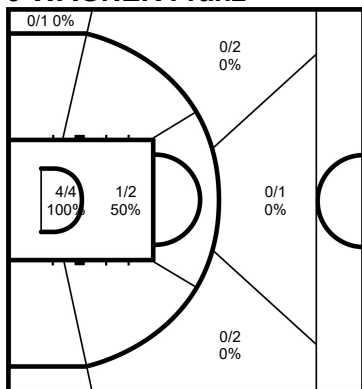
	M / A	%
Field Goals		
2 Points		
3 Points		
Free Throws		

7 VOIGTMANN Johannes



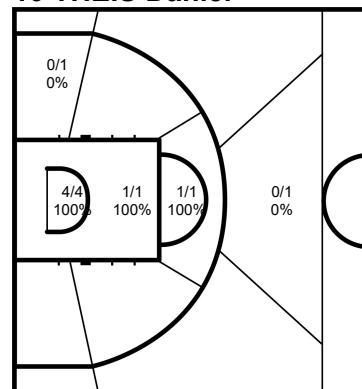
	M / A	%
Field Goals	3 / 5	60
2 Points	3 / 4	75
3 Points	0 / 1	0
Free Throws		

9 WAGNER Franz



	M / A	%
Field Goals	5 / 12	42
2 Points	5 / 6	83
3 Points	0 / 6	0
Free Throws		

10 THEIS Daniel



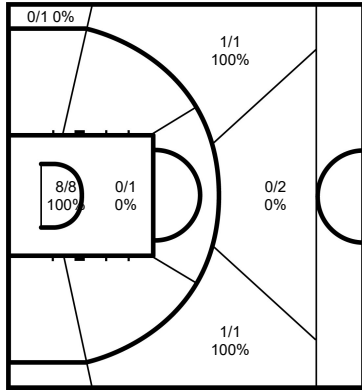
	M / A	%
Field Goals	6 / 8	75
2 Points	6 / 7	86
3 Points	0 / 1	0
Free Throws	1 / 1	100

GLOBAL PARTNERS



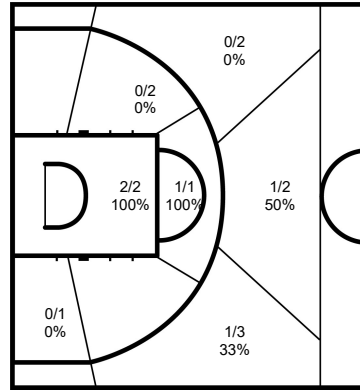
Cumulative Statistics
GER - Germany
After 1 game

13 WAGNER Moritz



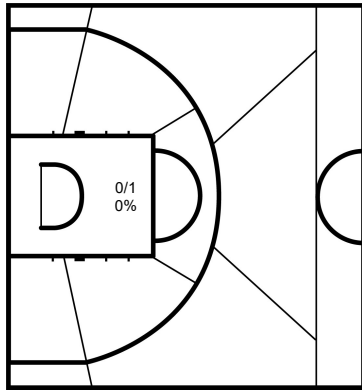
	M / A	%
Field Goals	10 / 14	71
2 Points	8 / 9	89
3 Points	2 / 5	40
Free Throws	3 / 4	75

17 SCHRODER Dennis



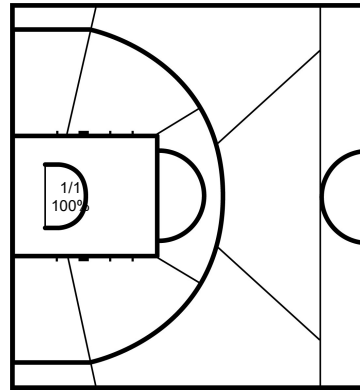
	M / A	%
Field Goals	5 / 13	38
2 Points	3 / 6	50
3 Points	2 / 7	29
Free Throws	2 / 2	100

21 HOLLATZ Justus



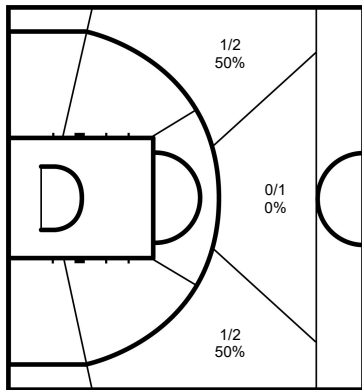
	M / A	%
Field Goals	0 / 1	0
2 Points	0 / 1	0
3 Points		
Free Throws		

32 THIEMANN Johannes



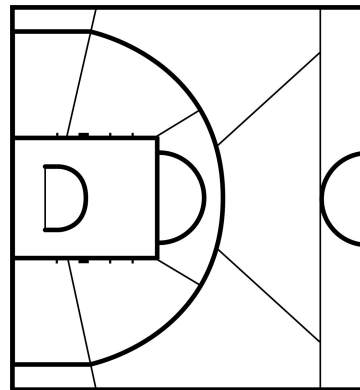
	M / A	%
Field Goals	1 / 1	100
2 Points	1 / 1	100
3 Points		
Free Throws	1 / 2	50

42 OBST Andreas



	M / A	%
Field Goals	2 / 5	40
2 Points		
3 Points	2 / 5	40
Free Throws		

44 KRAMER David



	M / A	%
Field Goals		
2 Points		
3 Points		
Free Throws		

Legend:			
%	Shooting Percentage	(C)	Captain
BS	Blocked Shots	DR	Defensive Rebounds
MPG	Minutes Played per Game	No.	Uniform Number
PTS	Points	ST	Steals
+/-	Plus-Minus	FD	Fouls Drawn
OR	Offensive Rebounds	GP	Games Played
TO	Turnovers	PF	Fouls
Agn.	Against	TOT	Total Rebounds
AS	Assists		
M / A	Made / Attempts		
PPG	Points per Game		

GLOBAL PARTNERS

