

Cumulative Statistics

PUR - Puerto Rico

After 1 game

Player Totals

No.	Name	GP	Time Played	Field Goals		2 Points		3 Points		Free Throws		Rebounds			AS	TO	ST	BS	PF	FD	+/-	PTS
				M / A	%	M / A	%	M / A	%	M / A	%	OR	DR	TOT								
00	HOLLAND John	1	8:14	1/2	50	1/1	100	0/1	0			1		1	1				1	1	-1	2
0	PINEIRO Isaiah	1	27:08	5/8	63	5/7	71	0/1	0	4/4	100	2	3	5	2	5	1		3	4	6	14
1	CONDITT George	1	41:15	6/15	40	5/14	36	1/1	100	5/6	83	7	5	12		1	1	3	2	4	7	18
3	HOWARD Jordan	1	18:57	2/7	29	0/2	0	2/5	40	5/6	83	1	1	1	2					3	4	11
11	THOMPSON JR. Stephen	1	30:13	8/17	47	5/10	50	3/7	43	1/4	25	5	6	11	4	2	4		2	3	5	20
12	FORD Aleem	1	4:26																			-3
21	REYES Justin	1	3:04																			-1
28	ROMERO Ismael	1	35:26	8/9	89	8/9	89			0/4	0	6	6	12	3	1	2		4	2	15	16
32	ORTIZ Christopher (C)	1	13:13	0/8	0	0/5	0	0/3	0			1	1	1	1							-15
41	TORO BAREA Arnaldo	1	1:25	0/1	0	0/1	0					1		1								-2
51	WATERS Tremont	1	41:39	5/17	29	0/7	0	5/10	50	5/6	83		4	4	10	9	4		4	6	10	20
55	THOMPSON Ethan	0																				
Team / Coach				1 1																		
Totals				35/84	42	24/56	43	11/28	39	20/30	67	23	26	49	22	20	13	3	16	23	5	101
Opponents				34/67	51	24/41	59	10/26	38	18/24	75	9	29	38	23	21	9	5	23	16	-5	96

Team Totals

	PUR	Opponents
Points from Turnovers	27	23
Points in the Paint	46 (23/48) 48%	44 (22/35) 63%
Second Chance Points	18	9
Fast Break Points	23	27
Bench Points	13	26

Player Averages

No.	Name	GP	MPG	Field Goals		2 Points		3 Points		Free Throws		Rebounds			AS	TO	ST	BS	PF	FD	+/-	PPG
				M / A	%	M / A	%	M / A	%	M / A	%	OR	DR	TOT								
00	HOLLAND John	1	8:14	1.0/2.0	50	1.0/1.0	100	0.0/1.0	0			1.0		1.0					1.0	1.0	-1.0	2.0
0	PINEIRO Isaiah	1	27:08	5.0/8.0	63	5.0/7.0	71	0.0/1.0	0	4.0/4.0	100	2.0	3.0	5.0	2.0	5.0	1.0		3.0	4.0	6.0	14.0
1	CONDITT George	1	41:15	6.0/15.0	40	5.0/14.0	36	1.0/1.0	100	5.0/6.0	83	7.0	5.0	12.0		1.0	1.0	3.0	2.0	4.0	7.0	18.0
3	HOWARD Jordan	1	18:57	2.0/7.0	29	0.0/2.0	0	2.0/5.0	40	5.0/6.0	83		1.0	1.0	1.0	2.0				3.0	4.0	11.0
11	THOMPSON JR. Stephen	1	30:13	8.0/17.0	47	5.0/10.0	50	3.0/7.0	43	1.0/4.0	25	5.0	6.0	11.0	4.0	2.0	4.0		2.0	3.0	5.0	20.0
12	FORD Aleem	1	4:26																			-3.0
21	REYES Justin	1	3:04																			-1.0
28	ROMERO Ismael	1	35:26	8.0/9.0	89	8.0/9.0	89			0.0/4.0	0	6.0	6.0	12.0	3.0	1.0	2.0		4.0	2.0	15.0	16.0
32	ORTIZ Christopher (C)	1	13:13	0.0/8.0	0	0.0/5.0	0	0.0/3.0	0				1.0	1.0	1.0							-15.0
41	TORO BAREA Arnaldo	1	1:25	0.0/1.0	0	0.0/1.0	0					1.0		1.0								-2.0
51	WATERS Tremont	1	41:39	5.0/17.0	29	0.0/7.0	0	5.0/10.0	50	5.0/6.0	83		4.0	4.0	10.0	9.0	4.0		4.0	6.0	10.0	20.0
55	THOMPSON Ethan	0																				
Team / Coach				1.0 1.0																		
Totals				35.0/84.0	42	24.0/56.0	43	11.0/28.0	39	20.0/30.0	67	23.0	26.0	49.0	22.0	20.0	13.0	3.0	16.0	23.0	5.0	101.0
Opponents				34.0/67.0	51	24.0/41.0	59	10.0/26.0	38	18.0/24.0	75	9.0	29.0	38.0	23.0	21.0	9.0	5.0	23.0	16.0	-5.0	96.0

Team Averages

	PUR	Opponents
Points from Turnovers	27.0	23.0
Points in the Paint	46.0	44.0
Second Chance Points	18.0	9.0
Fast Break Points	23.0	27.0
Bench Points	13.0	26.0

GLOBAL PARTNERS



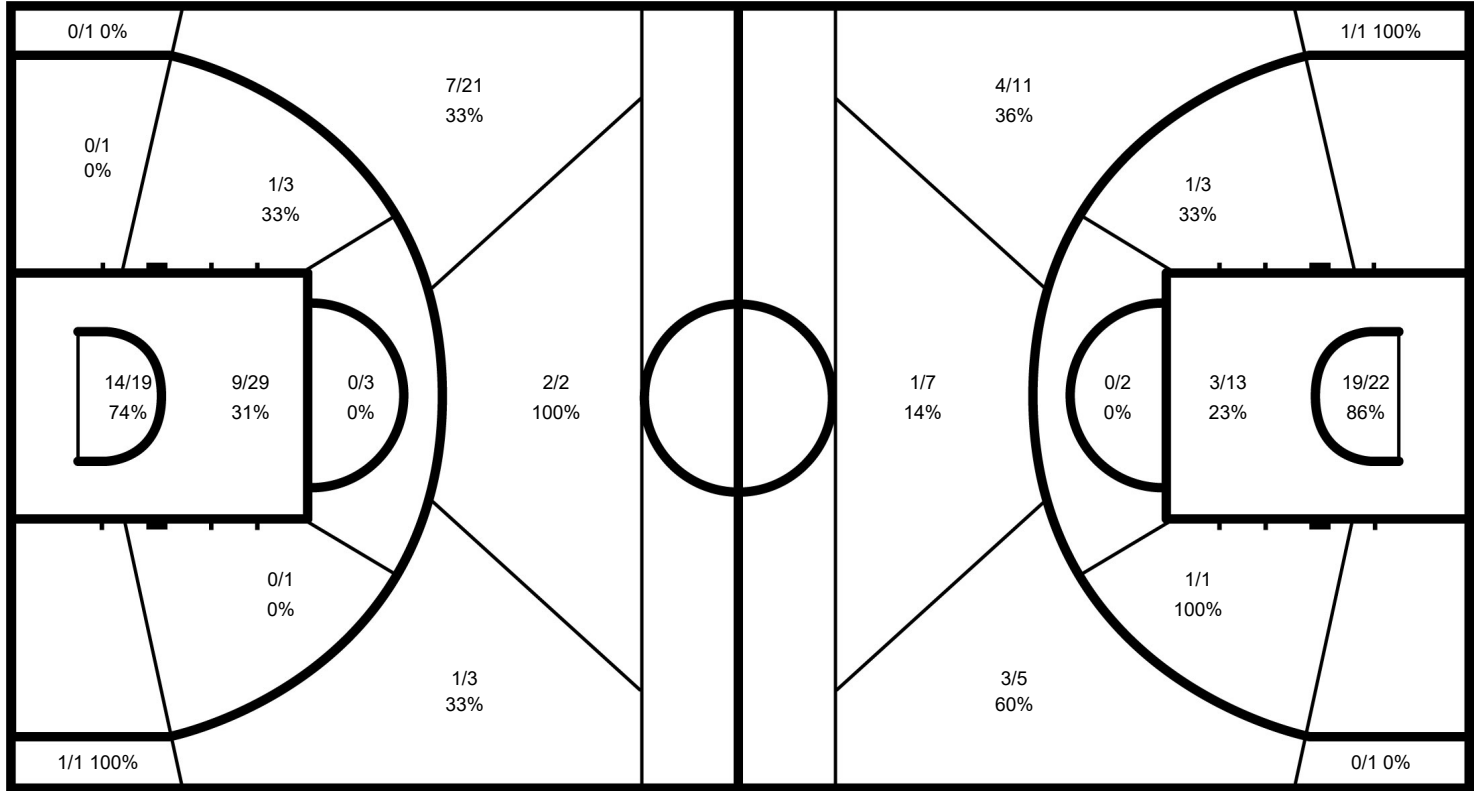


Cumulative Statistics
PUR - Puerto Rico
After 1 game

Phase	PUR Played	Score		Field Goals		2 Points		3 Points		Free Throws		Rebounds			AS	TO	ST	BS	PF	FD
				M / A	%	M / A	%	M / A	%	M / A	%	OR	DR	TOT						
Group Phase - 1st Round - Group B	SSD	101-96	For	35/84	42	24/56	43	11/28	39	20/30	67	23	26	49	22	20	13	3	16	23
			Agg.	34/67	51	24/41	59	10/26	38	18/24	75	9	29	38	23	21	9	5	23	16

PUR - Puerto Rico

Opponents



PUR

	M / A	%
Field Goals	35 / 84	42
2 Points	24 / 56	43
3 Points	11 / 28	39
Free Throws	20 / 30	67

Opponents

%	M / A	
51	34 / 67	Field Goals
59	24 / 41	2 Points
38	10 / 26	3 Points
75	18 / 24	Free Throws

GLOBAL PARTNERS

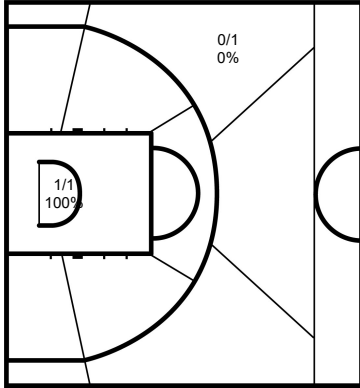


Cumulative Statistics

PUR - Puerto Rico

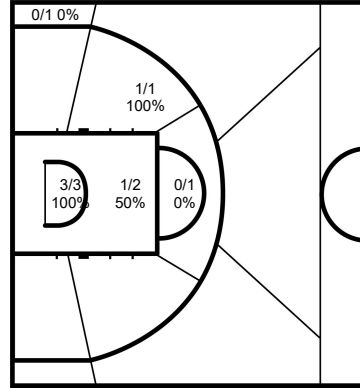
After 1 game

00 HOLLAND John



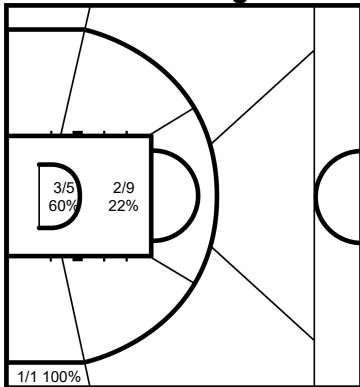
	M / A	%
Field Goals	1 / 2	50
2 Points	1 / 1	100
3 Points	0 / 1	0
Free Throws		

0 PINEIRO Isaiah



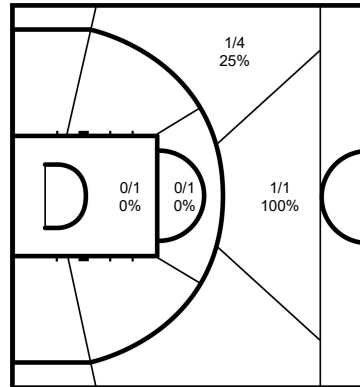
	M / A	%
Field Goals	5 / 8	63
2 Points	5 / 7	71
3 Points	0 / 1	0
Free Throws	4 / 4	100

1 CONDITT George



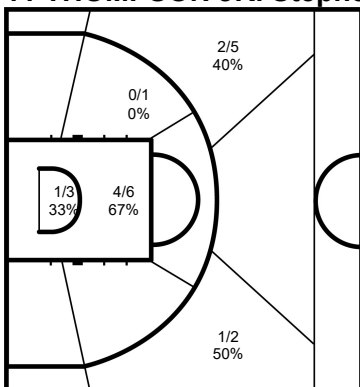
	M / A	%
Field Goals	6 / 15	40
2 Points	5 / 14	36
3 Points	1 / 1	100
Free Throws	5 / 6	83

3 HOWARD Jordan



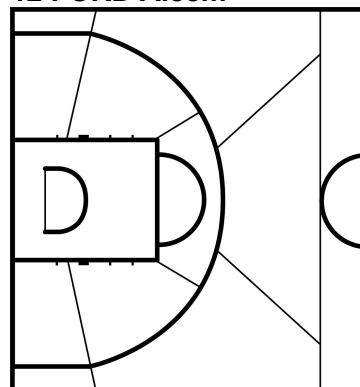
	M / A	%
Field Goals	2 / 7	29
2 Points	0 / 2	0
3 Points	2 / 5	40
Free Throws	5 / 6	83

11 THOMPSON JR. Stephen



	M / A	%
Field Goals	8 / 17	47
2 Points	5 / 10	50
3 Points	3 / 7	43
Free Throws	1 / 4	25

12 FORD Aleem



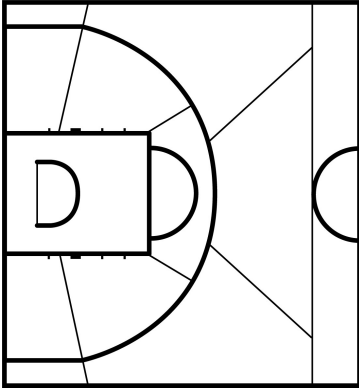
	M / A	%
Field Goals		
2 Points		
3 Points		
Free Throws		

GLOBAL PARTNERS



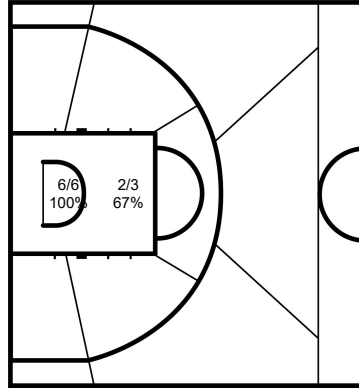
Cumulative Statistics
PUR - Puerto Rico
 After 1 game

21 REYES Justin



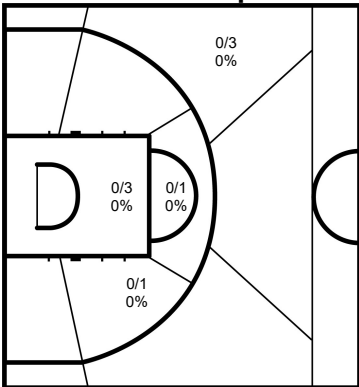
	M / A	%
Field Goals		
2 Points		
3 Points		
Free Throws		

28 ROMERO Ismael



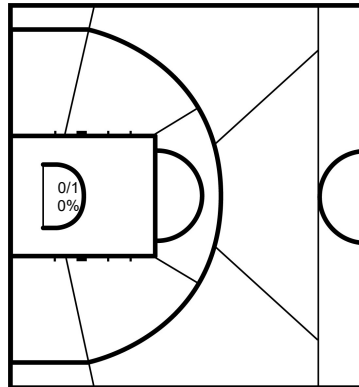
	M / A	%
Field Goals	8 / 9	89
2 Points	8 / 9	89
3 Points		
Free Throws	0 / 4	0

32 ORTIZ Christopher



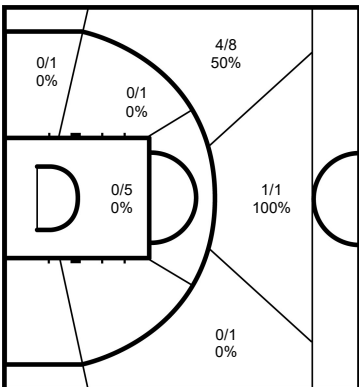
	M / A	%
Field Goals	0 / 8	0
2 Points	0 / 5	0
3 Points	0 / 3	0
Free Throws		

41 TORO BAREA Arnaldo



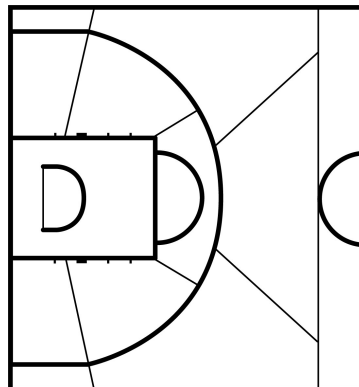
	M / A	%
Field Goals	0 / 1	0
2 Points	0 / 1	0
3 Points		
Free Throws		

51 WATERS Tremont



	M / A	%
Field Goals	5 / 17	29
2 Points	0 / 7	0
3 Points	5 / 10	50
Free Throws	5 / 6	83

55 THOMPSON Ethan



	M / A	%
Field Goals		
2 Points		
3 Points		
Free Throws		

Legend:			
%	Shooting Percentage	(C)	Captain
BS	Blocked Shots	DR	Defensive Rebounds
MPG	Minutes Played per Game	No.	Uniform Number
PTS	Points	ST	Steals
+/-	Plus-Minus	FD	Fouls Drawn
OR	Offensive Rebounds	PF	Fouls
TOT	Total Rebounds	GP	Games Played
AS	Assists	PPG	Points per Game
M / A	Made / Attempts		

GLOBAL PARTNERS

