



Cumulative Statistics

USA - USA

After 1 game

Player Totals

No.	Name	GP	Time Played	Field Goals		2 Points		3 Points		Free Throws		Rebounds			AS	TO	ST	BS	PF	FD	+/-	PTS	
				M / A	%	M / A	%	M / A	%	M / A	%	OR	DR	TOT									
4	HALIBURTON Tyrese	1	17:06	4/5	80	2/2	100	2/3	67			1	3	4	3	2	3	1	1	1	13	10	
5	BRIDGES Mikal	1	19:14	3/4	75	3/3	100	0/1	0	1/2	50		4	4		2	1	1	4	2	13	7	
6	JOHNSON Cameron	1	16:34	0/3	0			0/3	0	2/2	100		1	1	2			1	2	10	2	2	
7	INGRAM Brandon	1	15:35	1/4	25	1/3	33	0/1	0			1	1	2	3	2	1		2	1	2	2	
8	BANCHERO Paolo	1	18:54	8/10	80	6/8	75	2/2	100	3/5	60	2	2	4	1	1		4		4	22	21	
9	PORTIS JR Bobby	1	8:33	2/4	50	2/3	67	0/1	0				1	1		1	1				0	4	
10	EDWARDS Anthony	1	23:55	5/10	50	5/7	71	0/3	0	4/7	57		7	7	3	5	1		1	4	13	14	
11	BRUNSON Jalen (C)	1	24:44	3/6	50	2/5	40	1/1	100	3/3	100		4	4	4	2		1	3	13	10		
12	HART Josh	1	15:20	1/2	50	0/1	0	1/1	100	2/2	100	1	3	4					1	28	5	5	
13	JACKSON JR Jaren	1	16:15	4/4	100	4/4	100			4/4	100		4	4	1	3		1	5	3	0	12	
14	KESSLER Walker	1	1:30	0/1	0	0/1	0													2			
15	REAVES Austin	1	22:20	4/6	67	2/4	50	2/2	100	2/2	100		2	2	6	1	3		2	2	19	12	
Team / Coach				4 4																			
Totals				35/59	59	27/41	66	8/18	44	21/27	78	5	36	41	23	19	10	7	17	23	27	99	
Opponents				27/74	36	18/46	39	9/28	32	9/12	75	11	22	33	13	19	7		23	17	-27	72	

Team Totals

	USA	Opponents
Points from Turnovers	23	16
Points in the Paint	40 (20/32) 63%	34 (17/42) 40%
Second Chance Points	8	8
Fast Break Points	22	6
Bench Points	54	23

Player Averages

No.	Name	GP	MPG	Field Goals		2 Points		3 Points		Free Throws		Rebounds			AS	TO	ST	BS	PF	FD	+/-	PPG	
				M / A	%	M / A	%	M / A	%	M / A	%	OR	DR	TOT									
4	HALIBURTON Tyrese	1	17:06	4.0/5.0	80	2.0/2.0	100	2.0/3.0	67			1.0	3.0	4.0	3.0	2.0	3.0	1.0	1.0	1.0	13.0	10.0	
5	BRIDGES Mikal	1	19:14	3.0/4.0	75	3.0/3.0	100	0.0/1.0	0	1.0/2.0	50		4.0	4.0		2.0	1.0	1.0	4.0	2.0	13.0	7.0	
6	JOHNSON Cameron	1	16:34	0.0/3.0	0			0.0/3.0	0	2.0/2.0	100		1.0	1.0	2.0			1.0	2.0	10.0	2.0	2.0	
7	INGRAM Brandon	1	15:35	1.0/4.0	25	1.0/3.0	33	0.0/1.0	0			1.0	1.0	2.0	3.0	2.0	1.0		2.0	1.0	2.0	2.0	
8	BANCHERO Paolo	1	18:54	8.0/10.0	80	6.0/8.0	75	2.0/2.0	100	3.0/5.0	60	2.0	2.0	4.0	1.0	1.0		4.0		4.0	22.0	21.0	
9	PORTIS JR Bobby	1	8:33	2.0/4.0	50	2.0/3.0	67	0.0/1.0	0				1.0	1.0		1.0	1.0				0.0	4.0	
10	EDWARDS Anthony	1	23:55	5.0/10.0	50	5.0/7.0	71	0.0/3.0	0	4.0/7.0	57		7.0	7.0	3.0	5.0	1.0		1.0	4.0	13.0	14.0	
11	BRUNSON Jalen (C)	1	24:44	3.0/6.0	50	2.0/5.0	40	1.0/1.0	100	3.0/3.0	100		4.0	4.0	4.0	2.0			1.0	3.0	13.0	10.0	
12	HART Josh	1	15:20	1.0/2.0	50	0.0/1.0	0	1.0/1.0	100	2.0/2.0	100	1.0	3.0	4.0					1.0	28.0	5.0	5.0	
13	JACKSON JR Jaren	1	16:15	4.0/4.0	100	4.0/4.0	100			4.0/4.0	100		4.0	4.0	1.0	3.0		1.0	5.0	3.0	0.0	12.0	
14	KESSLER Walker	1	1:30	0.0/1.0	0	0.0/1.0	0													2.0			
15	REAVES Austin	1	22:20	4.0/6.0	67	2.0/4.0	50	2.0/2.0	100	2.0/2.0	100		2.0	2.0	6.0	1.0	3.0		2.0	2.0	19.0	12.0	
Team / Coach				4.0 4.0																			
Totals				35.0/59.0	59	27.0/41.0	66	8.0/18.0	44	21.0/27.0	78	5.0	36.0	41.0	23.0	19.0	10.0	7.0	17.0	23.0	27.0	99.0	
Opponents				27.0/74.0	36	18.0/46.0	39	9.0/28.0	32	9.0/12.0	75	11.0	22.0	33.0	13.0	19.0	7.0		23.0	17.0	-27.0	72.0	

Team Averages

	USA	Opponents
Points from Turnovers	23.0	16.0
Points in the Paint	40.0	34.0
Second Chance Points	8.0	8.0
Fast Break Points	22.0	6.0
Bench Points	54.0	23.0

GLOBAL PARTNERS

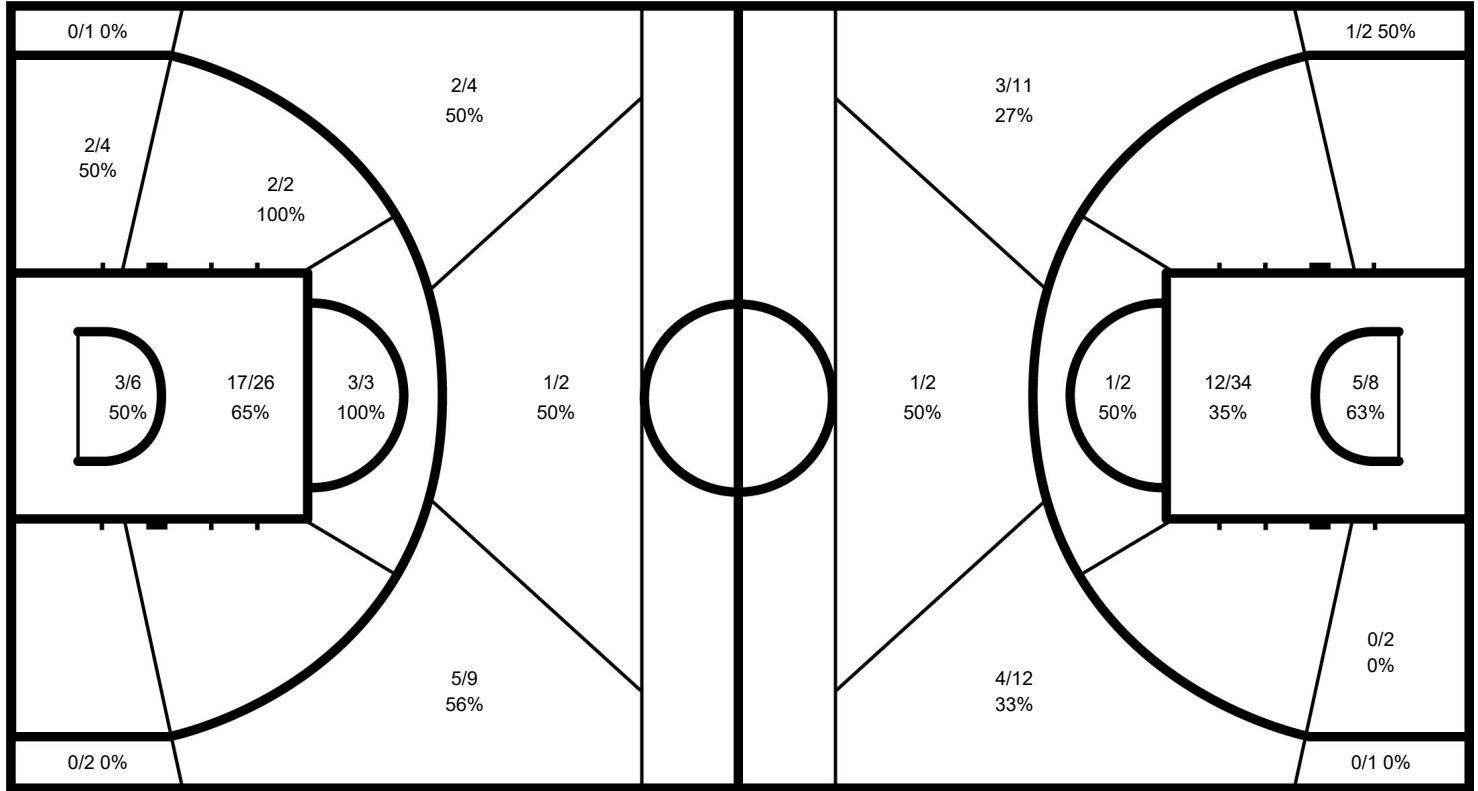


Cumulative Statistics
USA - USA
After 1 game

Phase	USA Played	Score		Field Goals		2 Points		3 Points		Free Throws		Rebounds			AS	TO	ST	BS	PF	FD
				M / A	%	M / A	%	M / A	%	M / A	%	OR	DR	TOT						
Group Phase - 1st Round - Group C	NZL	99-72	For	35/59	59	27/41	66	8/18	44	21/27	78	5	36	41	23	19	10	7	17	23
			Agg.	27/74	36	18/46	39	9/28	32	9/12	75	11	22	33	13	19	7		23	17

USA - USA

Opponents



USA

	M / A	%
Field Goals	35 / 59	59
2 Points	27 / 41	66
3 Points	8 / 18	44
Free Throws	21 / 27	78

Opponents

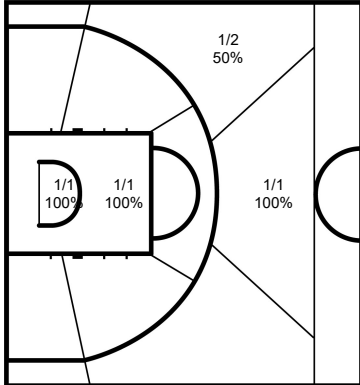
%	M / A	
36	27 / 74	Field Goals
39	18 / 46	2 Points
32	9 / 28	3 Points
75	9 / 12	Free Throws

GLOBAL PARTNERS



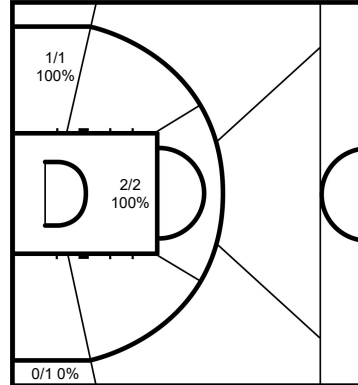
Cumulative Statistics
USA - USA
After 1 game

4 HALIBURTON Tyrese



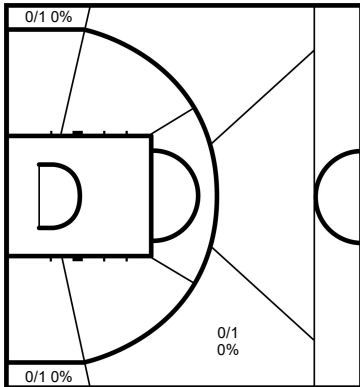
	M / A	%
Field Goals	4 / 5	80
2 Points	2 / 2	100
3 Points	2 / 3	67
Free Throws		

5 BRIDGES Mikal



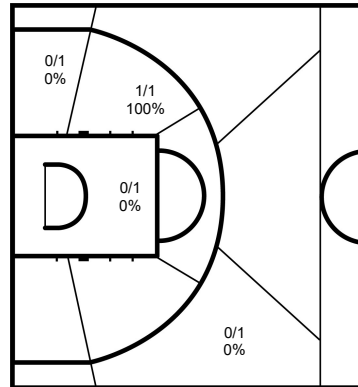
	M / A	%
Field Goals	3 / 4	75
2 Points	3 / 3	100
3 Points	0 / 1	0
Free Throws	1 / 2	50

6 JOHNSON Cameron



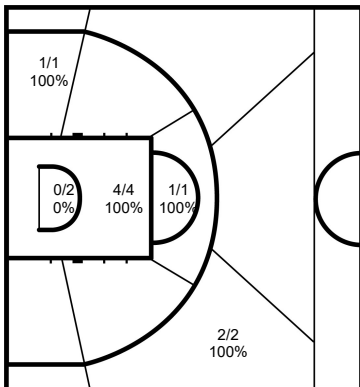
	M / A	%
Field Goals	0 / 3	0
2 Points		
3 Points	0 / 3	0
Free Throws	2 / 2	100

7 INGRAM Brandon



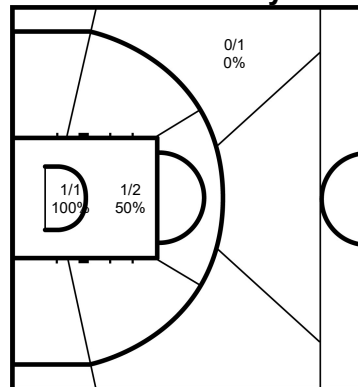
	M / A	%
Field Goals	1 / 4	25
2 Points	1 / 3	33
3 Points	0 / 1	0
Free Throws		

8 BANCHERO Paolo



	M / A	%
Field Goals	8 / 10	80
2 Points	6 / 8	75
3 Points	2 / 2	100
Free Throws	3 / 5	60

9 PORTIS JR Bobby



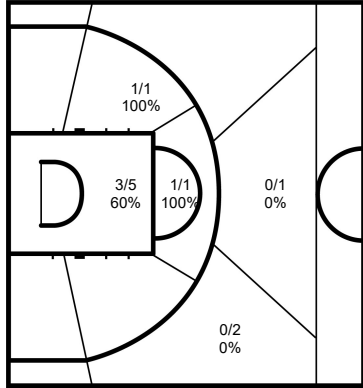
	M / A	%
Field Goals	2 / 4	50
2 Points	2 / 3	67
3 Points	0 / 1	0
Free Throws		

GLOBAL PARTNERS



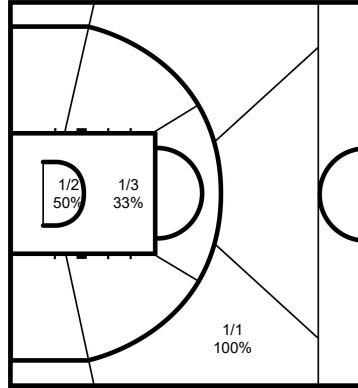
Cumulative Statistics
USA - USA
After 1 game

10 EDWARDS Anthony



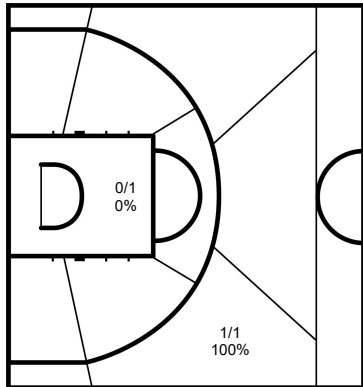
	M / A	%
Field Goals	5 / 10	50
2 Points	5 / 7	71
3 Points	0 / 3	0
Free Throws	4 / 7	57

11 BRUNSON Jalen



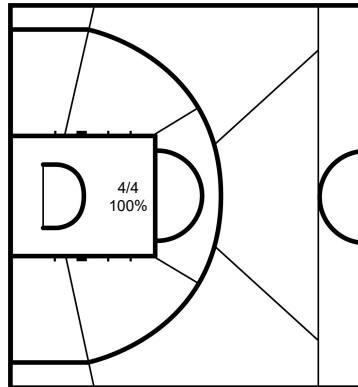
	M / A	%
Field Goals	3 / 6	50
2 Points	2 / 5	40
3 Points	1 / 1	100
Free Throws	3 / 3	100

12 HART Josh



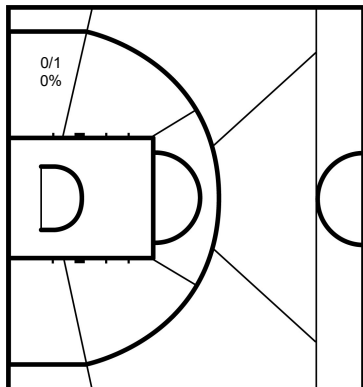
	M / A	%
Field Goals	1 / 2	50
2 Points	0 / 1	0
3 Points	1 / 1	100
Free Throws	2 / 2	100

13 JACKSON JR Jaren



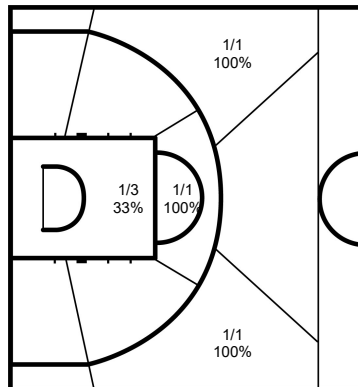
	M / A	%
Field Goals	4 / 4	100
2 Points	4 / 4	100
3 Points		
Free Throws	4 / 4	100

14 KESSLER Walker



	M / A	%
Field Goals	0 / 1	0
2 Points	0 / 1	0
3 Points		
Free Throws		

15 REAVES Austin



	M / A	%
Field Goals	4 / 6	67
2 Points	2 / 4	50
3 Points	2 / 2	100
Free Throws	2 / 2	100

Legend:			
%	Shooting Percentage	(C)	Captain
BS	Blocked Shots	DR	Defensive Rebounds
MPG	Minutes Played per Game	No.	Uniform Number
PTS	Points	ST	Steals
+/-	Plus-Minus	Agn.	Against
FD	Fouls Drawn	GP	Games Played
OR	Offensive Rebounds	PF	Fouls
TO	Turnovers	TOT	Total Rebounds
AS	Assists	M / A	Made / Attempts
		PPG	Points per Game

WORLD CUP.BASKETBALL

GLOBAL PARTNERS

