



26 AUG 2023
20:30

Okinawa Arena
Game No: F-1

Shot Chart

SLO 100 vs 85 VEN
(31 - 33, 25 - 18, 22 - 12, 22 - 22)

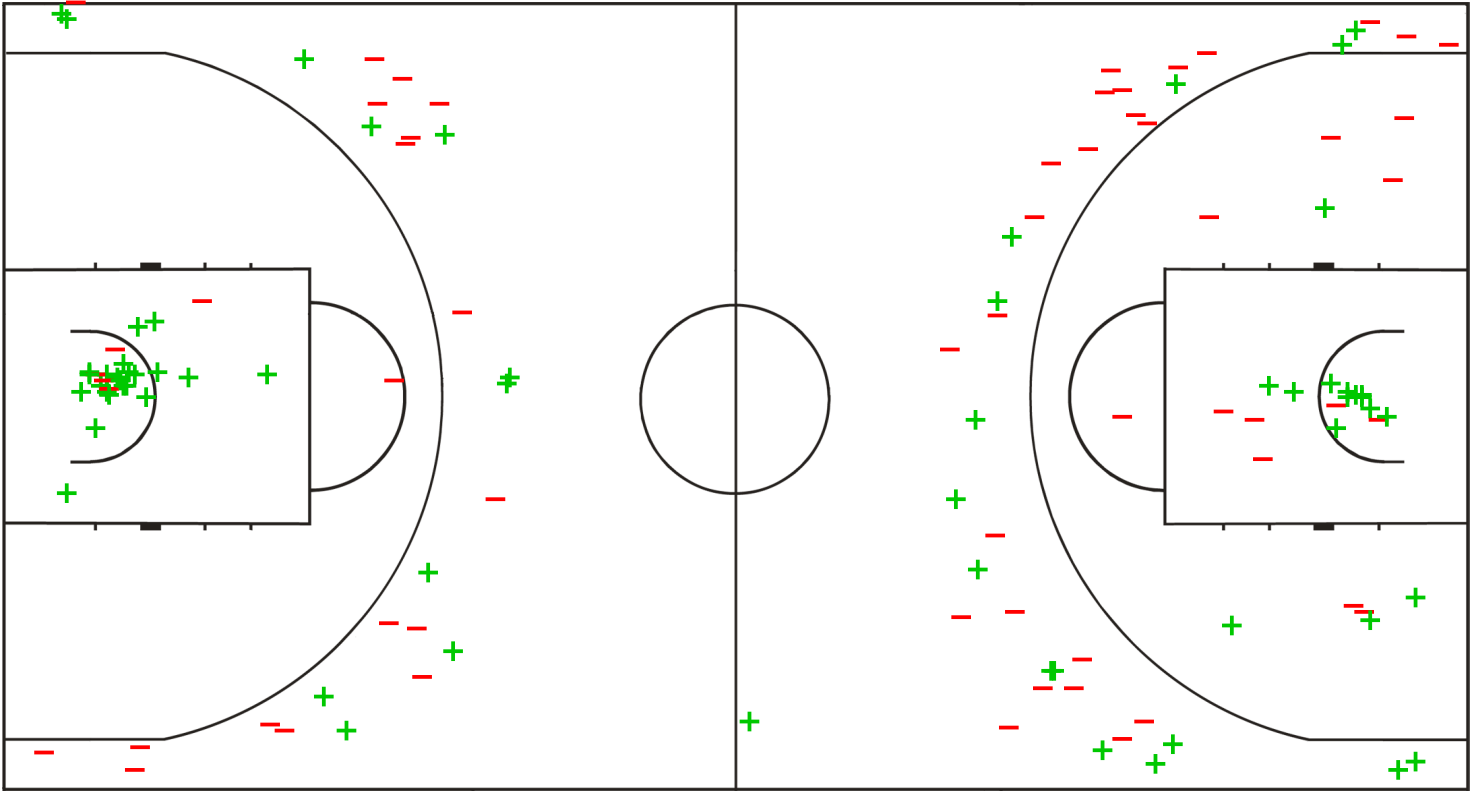
Attendance: 6,389
Game Duration: 1:55

Scoring by 5 min intervals:

	Q1		Q2		Q3		Q4	
SLO	21	31	45	56	71	78	87	100
VEN	14	33	38	51	57	63	72	85

SLO - Slovenia

VEN - Venezuela



SLO

	M / A	%
Field Goals	33 / 56	59
2 Points	22 / 28	79
3 Points	11 / 28	39
Free Throws	23 / 30	77

VEN

%	M / A	
46	31 / 67	Field Goals
56	15 / 27	2 Points
40	16 / 40	3 Points
64	7 / 11	Free Throws

GLOBAL PARTNERS





26 AUG 2023
20:30

Okinawa Arena
Game No: F-1

Shot Chart

SLO 100 vs 85 VEN
(31 - 33, 25 - 18, 22 - 12, 22 - 22)

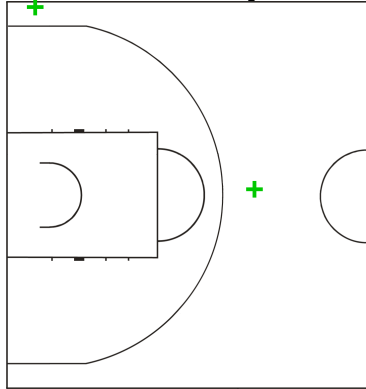
Attendance: 6,389
Game Duration: 1:55

Scoring by 5 min intervals:

	Q1		Q2		Q3		Q4	
SLO	21	31	45	56	71	78	87	100
VEN	14	33	38	51	57	63	72	85

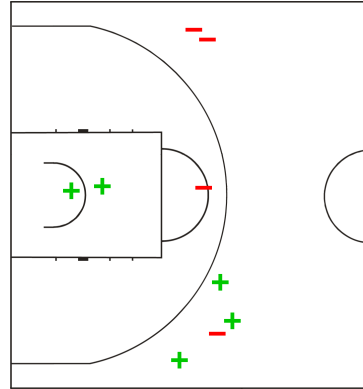
SLO - Slovenia

6 NIKOLIC Aleksej



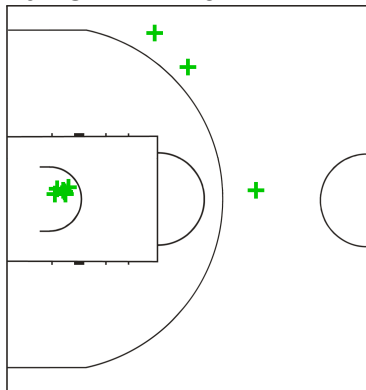
	M / A	%
Field Goals	2/2	100
2 Points		
3 Points	2/2	100
Free Throws	2/2	100

7 PREPELIC Klemen



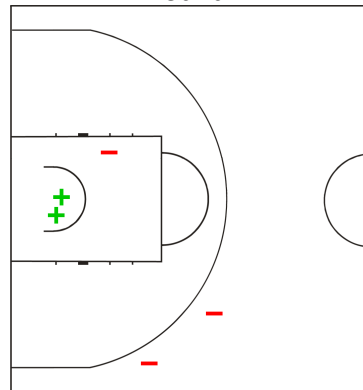
	M / A	%
Field Goals	5/9	56
2 Points	2/3	67
3 Points	3/6	50
Free Throws	5/7	71

10 TOBEY Mike



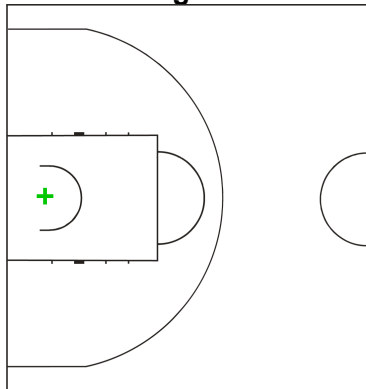
	M / A	%
Field Goals	9/9	100
2 Points	6/6	100
3 Points	3/3	100
Free Throws		

11 BLAZIC Jaka



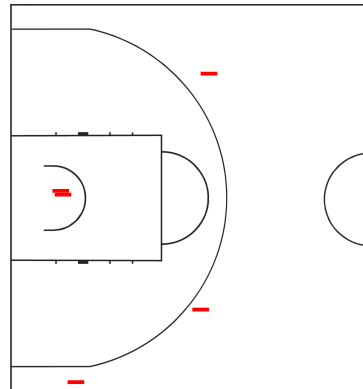
	M / A	%
Field Goals	2/5	40
2 Points	2/3	67
3 Points	0/2	0
Free Throws		

27 DIMEC Ziga



	M / A	%
Field Goals	1/1	100
2 Points	1/1	100
3 Points		
Free Throws	0/2	0

30 DRAGIC Zoran



	M / A	%
Field Goals	0/5	0
2 Points	0/2	0
3 Points	0/3	0
Free Throws	2/2	100

GLOBAL PARTNERS





26 AUG 2023
20:30

Shot Chart

SLO 100 vs 85 VEN
(31 - 33, 25 - 18, 22 - 12, 22 - 22)

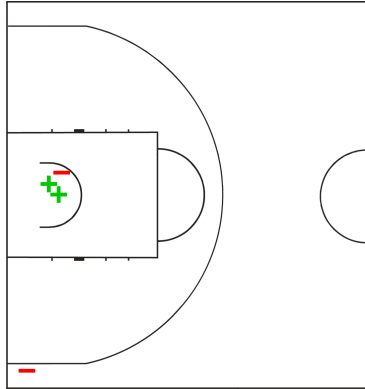
Attendance: 6,389
Game Duration: 1:55

Scoring by 5 min intervals:

	Q1		Q2		Q3		Q4	
SLO	21	31	45	56	71	78	87	100
VEN	14	33	38	51	57	63	72	85

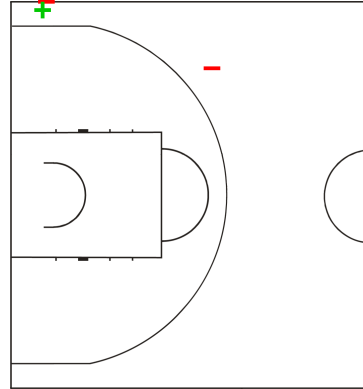
SLO - Slovenia

32 PREPELIC Bine



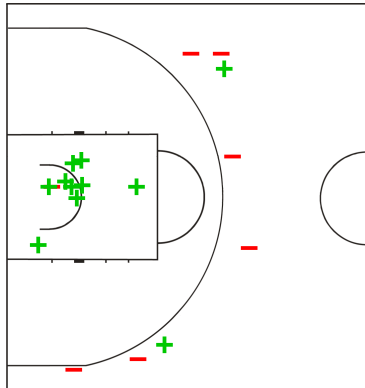
	M / A	%
Field Goals	2/4	50
2 Points	2/3	67
3 Points	0/1	0
Free Throws	1/1	100

55 CEBASEK Jakob



	M / A	%
Field Goals	1/3	33
2 Points		
3 Points	1/3	33
Free Throws		

77 DONCIC Luka



	M / A	%
Field Goals	11/18	61
2 Points	9/10	90
3 Points	2/8	25
Free Throws	13/16	81

GLOBAL PARTNERS





26 AUG 2023
20:30

Okinawa Arena
Game No: F-1

Shot Chart

SLO 100 vs 85 VEN
(31 - 33, 25 - 18, 22 - 12, 22 - 22)

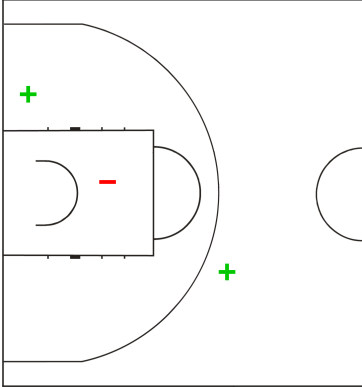
Attendance: 6,389
Game Duration: 1:55

Scoring by 5 min intervals:

	Q1		Q2		Q3		Q4	
SLO	21	31	45	56	71	78	87	100
VEN	14	33	38	51	57	63	72	85

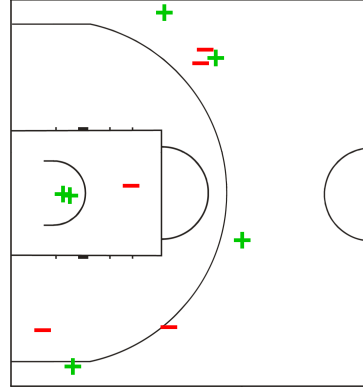
VEN - Venezuela

5 VARGAS Gregory



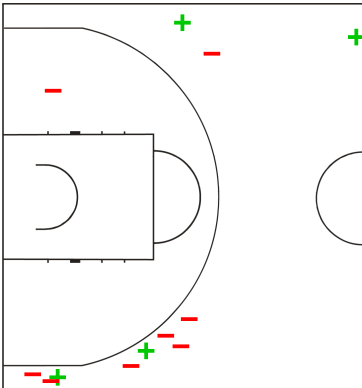
	M / A	%
Field Goals	2/3	67
2 Points	1/2	50
3 Points	1/1	100
Free Throws		

6 SOJO Garly



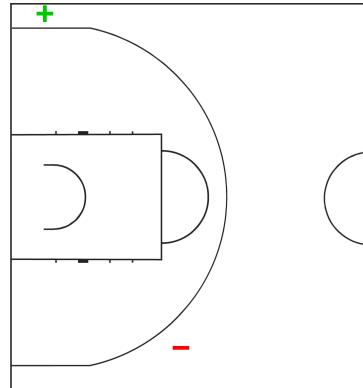
	M / A	%
Field Goals	6/11	55
2 Points	2/4	50
3 Points	4/7	57
Free Throws	0/1	0

7 ZAMORA Jhorman



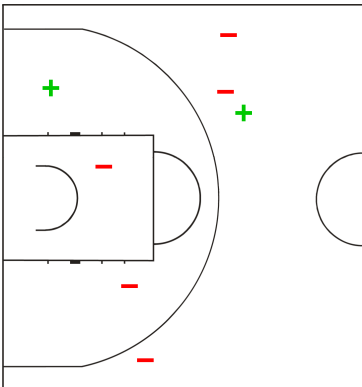
	M / A	%
Field Goals	4/12	33
2 Points	0/1	0
3 Points	4/11	36
Free Throws		

8 CUBILLAN David



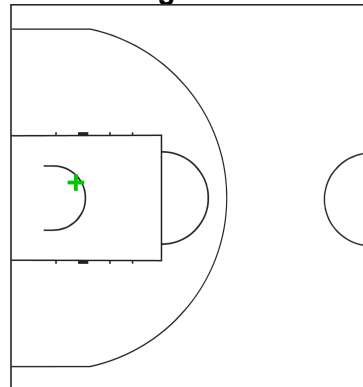
	M / A	%
Field Goals	1/2	50
2 Points		
3 Points	1/2	50
Free Throws		

9 CHOURIO Pedro



	M / A	%
Field Goals	2/7	29
2 Points	1/3	33
3 Points	1/4	25
Free Throws		

14 RUIZ Miguel



	M / A	%
Field Goals	1/1	100
2 Points	1/1	100
3 Points		
Free Throws	1/1	100

GLOBAL PARTNERS





26 AUG 2023
20:30

Shot Chart

SLO 100 vs 85 VEN
(31 - 33, 25 - 18, 22 - 12, 22 - 22)

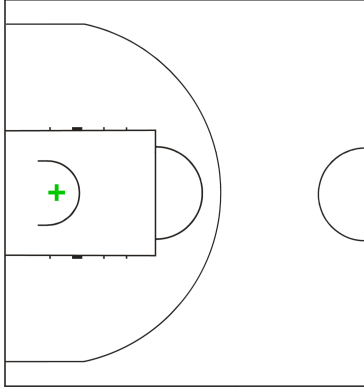
Attendance: 6,389
Game Duration: 1:55

Scoring by 5 min intervals:

	Q1		Q2		Q3		Q4	
SLO	21	31	45	56	71	78	87	100
VEN	14	33	38	51	57	63	72	85

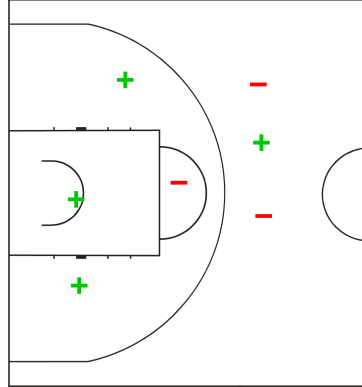
VEN - Venezuela

15 GRATEROL Windi



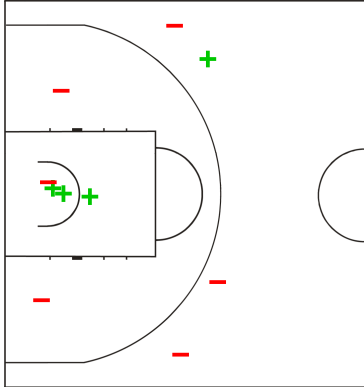
	M / A	%
Field Goals	1/1	100
2 Points	1/1	100
3 Points		
Free Throws		

19 GUILLENT Heissler



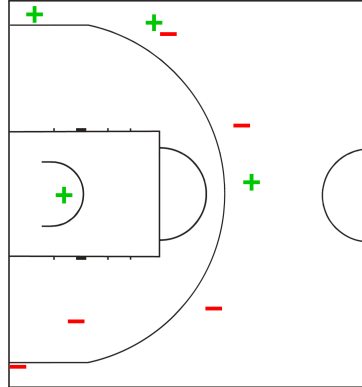
	M / A	%
Field Goals	4/7	57
2 Points	3/4	75
3 Points	1/3	33
Free Throws	3/3	100

24 CARRERA Michael



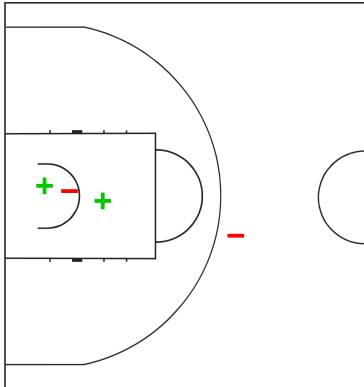
	M / A	%
Field Goals	4/10	40
2 Points	3/6	50
3 Points	1/4	25
Free Throws	1/2	50

35 MATERAN Jose



	M / A	%
Field Goals	4/9	44
2 Points	1/2	50
3 Points	3/7	43
Free Throws		

43 COLMENARES Nestor



	M / A	%
Field Goals	2/4	50
2 Points	2/3	67
3 Points	0/1	0
Free Throws	2/2	100

GLOBAL PARTNERS





26 AUG 2023
20:30

Shot Chart

SLO 100 vs 85 VEN
(31 - 33, 25 - 18, 22 - 12, 22 - 22)

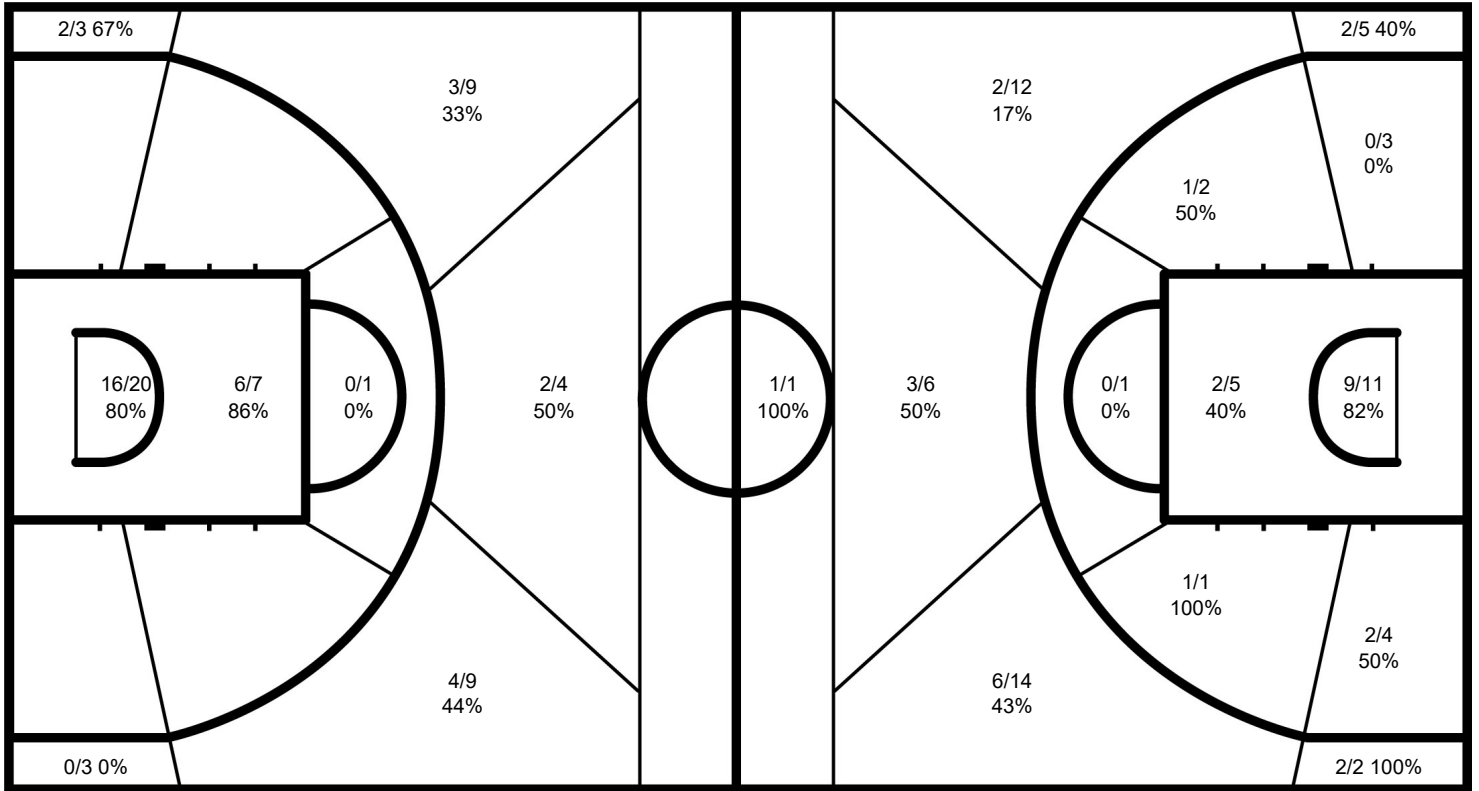
Attendance: 6,389
Game Duration: 1:55

Scoring by 5 min intervals:

	Q1	Q2	Q3	Q4
SLO	21 31	45 56	71 78	87 100
VEN	14 33	38 51	57 63	72 85

SLO - Slovenia

VEN - Venezuela



SLO

	M / A	%
Field Goals	33 / 56	59
2 Points	22 / 28	79
3 Points	11 / 28	39
Free Throws	23 / 30	77

VEN

%	M / A	
46	31 / 67	Field Goals
56	15 / 27	2 Points
40	16 / 40	3 Points
64	7 / 11	Free Throws

Legend:

-	Shot Missed	%	Shooting Percentage	+	Shot Made	M / A	Made / Attempts	Qx	Quarter
---	-------------	---	---------------------	---	-----------	-------	-----------------	----	---------

GLOBAL PARTNERS

