

Cumulative Statistics

LAT - Latvia

After 2 games

Player Totals

No.	Name	GP	Time Played	Field Goals		2 Points		3 Points		Free Throws		Rebounds			AS	TO	ST	BS	PF	FD	+/-	PTS			
				M/A	%	M/A	%	M/A	%	M/A	%	OR	DR	TOT											
00	KURUCS Rodions	2	46:18	3/5	60	2/4	50	1/1	100	0/2	0	5	3	8	6	2	2		6	6	29	7			
8	BERTANS Davis	2	40:34	7/18	39	0/1	0	7/17	41	4/5	80	1	6	7	2	3	2	1	3	5	18	25			
9	BERTANS Dairis (C)	2	21:01	10/13	77	2/2	100	8/11	73						4	2	1		3	2	28	28			
11	ŠMITS Rolands	2	48:20	16/22	73	13/14	93	3/8	38	2/2	100	3	6	9	3	1	2		2	2	38	37			
12	STRAUTIŅŠ Arturs	2	19:04	1/6	17	0/3	0	1/3	33				2	2	2					2	4	3			
18	CAVARS Klavs	2	13:11	0/1	0	0/1	0					1	2	3	3	1		1	3		4				
21	ŠKELE Aigars	2	27:27	5/7	71	3/3	100	2/4	50				1	1	3	3	1		1		4	12			
24	GRAŽULIS Andrejs	2	46:07	8/14	57	8/13	62	0/1	0			3	6	9	4		5	1	5	1	27	16			
32	PASECNIKS Anžejs	2	13:44	5/8	63	5/8	63					4	2	6	1					1	-4	10			
47	KURUCS Arturs	2	28:53	1/6	17			1/6	17	6/7	86	1	2	3	3	1	3		7	5	11	9			
55	ŽAGARS Arturs	2	53:34	10/17	59	7/9	78	3/8	38	3/9	33	4	4	16	4	2		1	8	35	26				
66	ZORIKS Kristers	2	41:47	8/15	53	2/4	50	6/11	55	2/2	100	1	1	7	1			3	3	11	24				
Team / Coach													3	3	6				1						
Totals				74/132	56	42/62	68	32/70	46	17/27	63	21	38	59	54	19	20	3	34	35	41	197			
Opponents				53/111	48	32/60	53	21/51	41	29/35	83	20	38	58	39	34	9	3	35	34	-41	156			

Team Totals

	LAT	Opponents
Points from Turnovers	51	23
Points in the Paint	72 (36/52) 69%	54 (27/45) 60%
Second Chance Points	31	20
Fast Break Points	22	6
Bench Points	83	27

Player Averages

No.	Name	GP	MPG	Field Goals		2 Points		3 Points		Free Throws		Rebounds			AS	TO	ST	BS	PF	FD	+/-	PPG			
				M/A	%	M/A	%	M/A	%	M/A	%	OR	DR	TOT											
00	KURUCS Rodions	2	23:09	1.5/2.5	60	1.0/2.0	50	0.5/0.5	100	0.0/1.0	0	2.5	1.5	4.0	3.0	1.0	1.0		3.0	3.0	14.5	3.5			
8	BERTANS Davis	2	20:17	3.5/9.0	39	0.0/0.5	0	3.5/8.5	41	2.0/2.5	80	0.5	3.0	3.5	1.0	1.5	1.0	0.5	1.5	2.5	9.0	12.5			
9	BERTANS Dairis (C)	2	10:30	5.0/6.5	77	1.0/1.0	100	4.0/5.5	73						2.0	1.0	0.5		1.5	1.0	14.0	14.0			
11	ŠMITS Rolands	2	24:10	8.0/11.0	73	6.5/7.0	93	1.5/4.0	38	1.0/1.0	100	1.5	3.0	4.5	1.5	0.5	1.0		1.0	1.0	19.0	18.5			
12	STRAUTIŅŠ Arturs	2	9:32	0.5/3.0	17	0.0/1.5	0	0.5/1.5	33				1.0	1.0	1.0		0.5			1.0	2.0	1.5			
18	CAVARS Klavs	2	6:35	0.0/0.5	0	0.0/0.5	0					0.5	1.0	1.5	1.5	0.5	0.5		1.5		2.0				
21	ŠKELE Aigars	2	13:43	2.5/3.5	71	1.5/1.5	100	1.0/2.0	50				0.5	0.5	1.5	1.5	0.5		0.5		2.0	6.0			
24	GRAŽULIS Andrejs	2	23:03	4.0/7.0	57	4.0/6.5	62	0.0/0.5	0			1.5	3.0	4.5	2.0		2.5	0.5	2.5	0.5	13.5	8.0			
32	PASECNIKS Anžejs	2	6:52	2.5/4.0	63	2.5/4.0	63					2.0	1.0	3.0	0.5				0.5	-2.0	5.0				
47	KURUCS Arturs	2	14:26	0.5/3.0	17			0.5/3.0	17	3.0/3.5	86	0.5	1.0	1.5	1.5	0.5	1.5		3.5	2.5	5.5	4.5			
55	ŽAGARS Arturs	2	26:47	5.0/8.5	59	3.5/4.5	78	1.5/4.0	38	1.5/4.5	33		2.0	2.0	8.0	2.0	1.0		0.5	4.0	17.5	13.0			
66	ZORIKS Kristers	2	20:53	4.0/7.5	53	1.0/2.0	50	3.0/5.5	55	1.0/1.0	100		0.5	0.5	3.5	0.5			1.5	1.5	5.5	12.0			
Team / Coach													1.5	1.5	3.0				0.5						
Totals				37.0/66.0	56	21.0/31.0	68	16.0/35.0	46	8.5/13.5	63	10.5	19.0	29.5	27.0	9.5	10.0	1.5	17.0	17.5	20.5	98.5			
Opponents				26.5/55.5	48	16.0/30.0	53	10.5/25.5	41	14.5/17.5	83	10.0	19.0	29.0	19.5	17.0	4.5	1.5	17.5	17.0	-20.5	78.0			

Team Averages

	LAT	Opponents
Points from Turnovers	25.5	11.5
Points in the Paint	36.0	27.0
Second Chance Points	15.5	10.0
Fast Break Points	11.0	3.0
Bench Points	41.5	13.5

GLOBAL PARTNERS



Cumulative Statistics

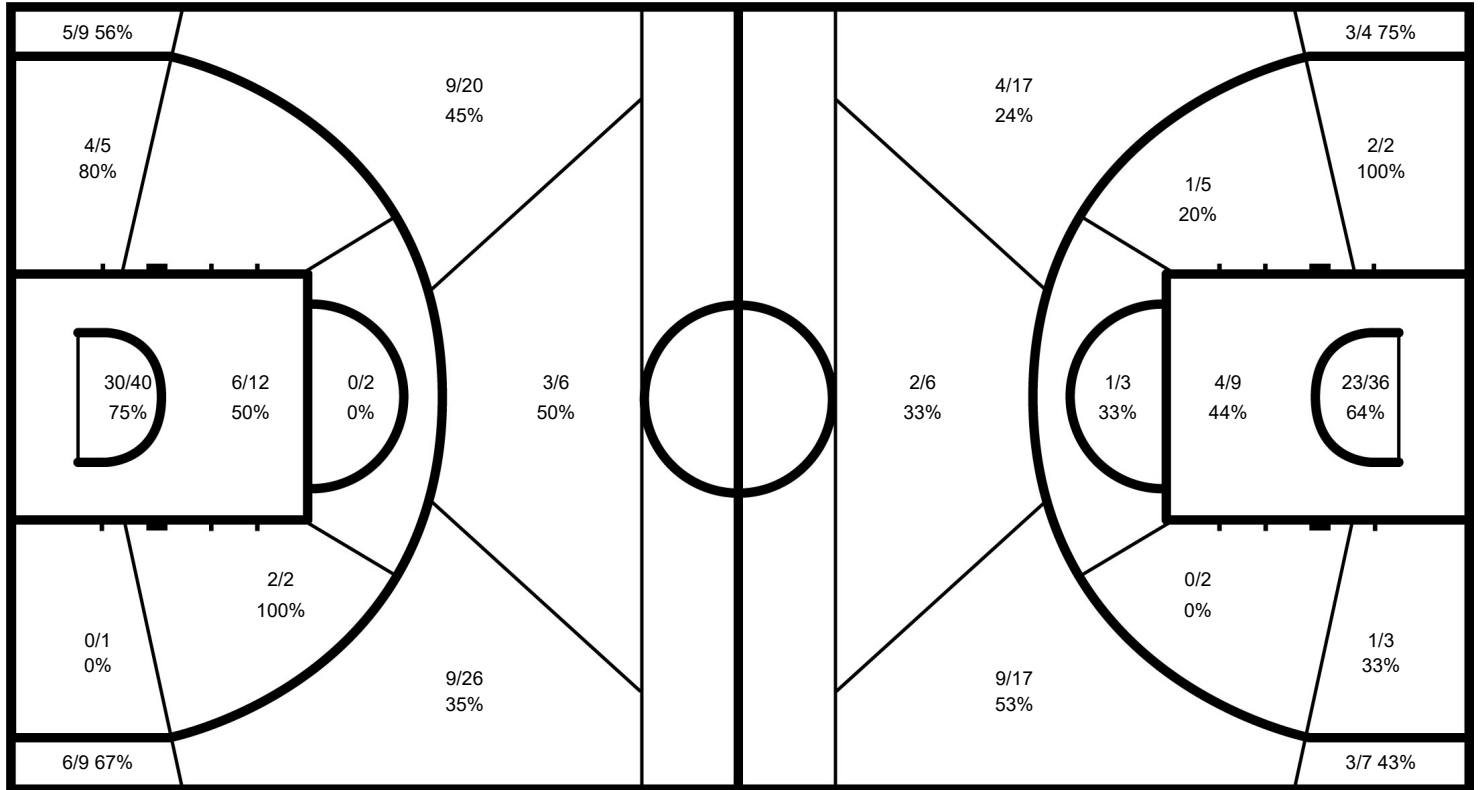
LAT - Latvia

After 2 games

Phase	LAT Played	Score		Field Goals			2 Points			3 Points		Free Throws		Rebounds			AS	TO	ST	BS	PF	FD
				M / A	%		M / A	%	M / A	%	M / A	%	OR	DR	TOT							
Group Phase - 1st Round - Group H	LBN	109-70	For	42/71	59	24/36	67	18/35	51	7/11	64	11	23	34	34	5	6	1	13	16		
			Agn.	27/61	44	20/37	54	7/24	29	9/11	82	10	17	27	16	14	3		16	13		
Group Phase - 1st Round - Group H	FRA	88-86	For	32/61	52	18/26	69	14/35	40	10/16	63	10	15	25	20	14	14	2	21	19		
			Agn.	26/50	52	12/23	52	14/27	52	20/24	83	10	21	31	23	20	6	3	19	21		

LAT - Latvia

Opponents



LAT

	M / A	%
Field Goals	74 / 132	56
2 Points	42 / 62	68
3 Points	32 / 70	46
Free Throws	17 / 27	63

Opponents

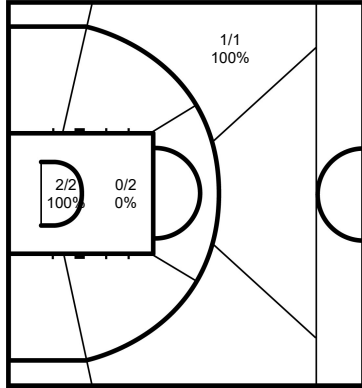
%	M / A	
48	53 / 111	Field Goals
53	32 / 60	2 Points
41	21 / 51	3 Points
83	29 / 35	Free Throws

GLOBAL PARTNERS



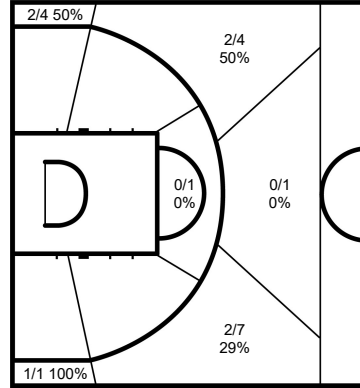
Cumulative Statistics
LAT - Latvia
After 2 games

00 KURUCS Rodions



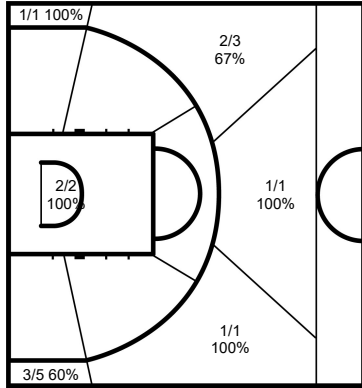
	M / A	%
Field Goals	3 / 5	60
2 Points	2 / 4	50
3 Points	1 / 1	100
Free Throws	0 / 2	0

8 BERTANS Davis



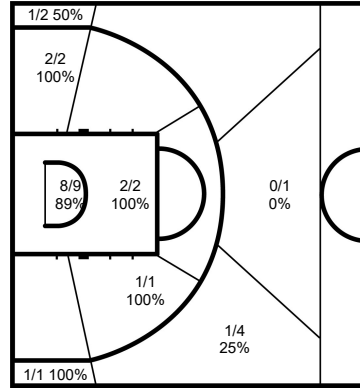
	M / A	%
Field Goals	7 / 18	39
2 Points	0 / 1	0
3 Points	7 / 17	41
Free Throws	4 / 5	80

9 BERTANS Dairis



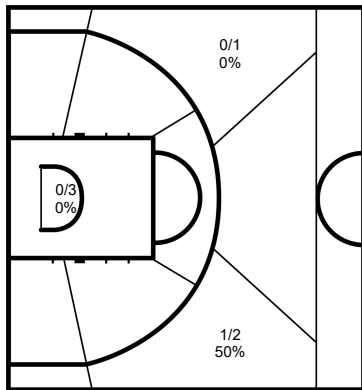
	M / A	%
Field Goals	10 / 13	77
2 Points	2 / 2	100
3 Points	8 / 11	73
Free Throws		

11 ŠMITS Rolands



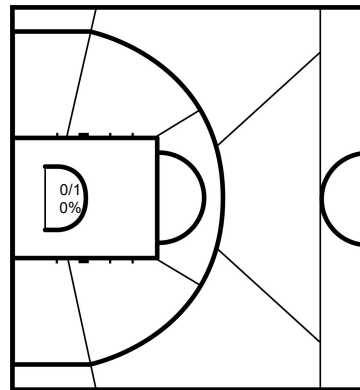
	M / A	%
Field Goals	16 / 22	73
2 Points	13 / 14	93
3 Points	3 / 8	38
Free Throws	2 / 2	100

12 STRAUTIŅŠ Arturs



	M / A	%
Field Goals	1 / 6	17
2 Points	0 / 3	0
3 Points	1 / 3	33
Free Throws		

18 CAVARS Klavs



	M / A	%
Field Goals	0 / 1	0
2 Points	0 / 1	0
3 Points		
Free Throws		

GLOBAL PARTNERS

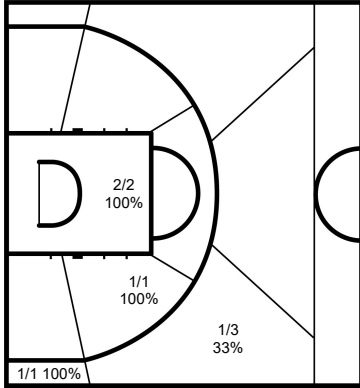


Cumulative Statistics

LAT - Latvia

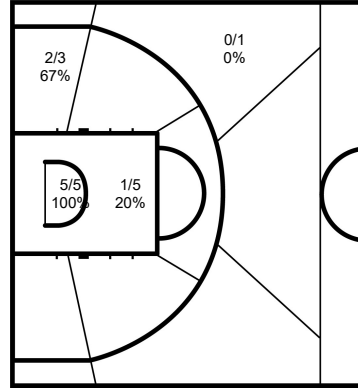
After 2 games

21 ŠKELE Aigars



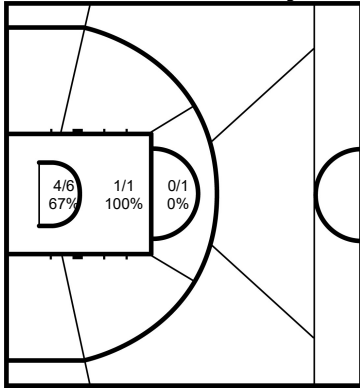
	M / A	%
Field Goals	5 / 7	71
2 Points	3 / 3	100
3 Points	2 / 4	50
Free Throws		

24 GRAŽULIS Andrejs



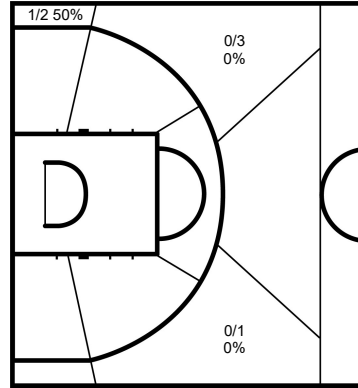
	M / A	%
Field Goals	8 / 14	57
2 Points	8 / 13	62
3 Points	0 / 1	0
Free Throws		

32 PASECNIKS Anžejs



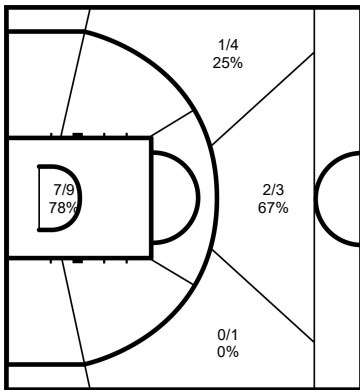
	M / A	%
Field Goals	5 / 8	63
2 Points	5 / 8	63
3 Points		
Free Throws		

47 KURUCS Arturs



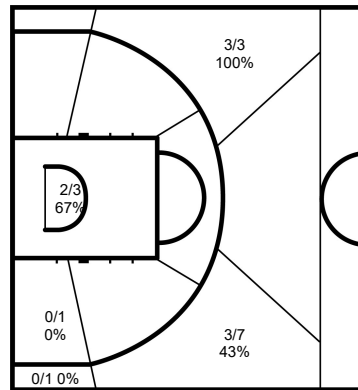
	M / A	%
Field Goals	1 / 6	17
2 Points		
3 Points	1 / 6	17
Free Throws	6 / 7	86

55 ŽAGARS Arturs



	M / A	%
Field Goals	10 / 17	59
2 Points	7 / 9	78
3 Points	3 / 8	38
Free Throws	3 / 9	33

66 ZORIKS Kristers



	M / A	%
Field Goals	8 / 15	53
2 Points	2 / 4	50
3 Points	6 / 11	55
Free Throws	2 / 2	100

Legend:

%	Shooting Percentage	(C)	Captain	+/-	Plus-Minus	Agn.	Against	AS	Assists
BS	Blocked Shots	DR	Defensive Rebounds	FD	Fouls Drawn	GP	Games Played	M / A	Made / Attempts
MPG	Minutes Played per Game	No.	Uniform Number	OR	Offensive Rebounds	PF	Fouls	PPG	Points per Game
PTS	Points	ST	Steals	TO	Turnovers	TOT	Total Rebounds		

WORLD CUP.BASKETBALL

GLOBAL PARTNERS

