



27 AUG 2023
20:30

Shot Chart

FRA 86 vs 88 LAT

(33 - 26, 20 - 23, 21 - 13, 12 - 26)

Attendance: 9,628

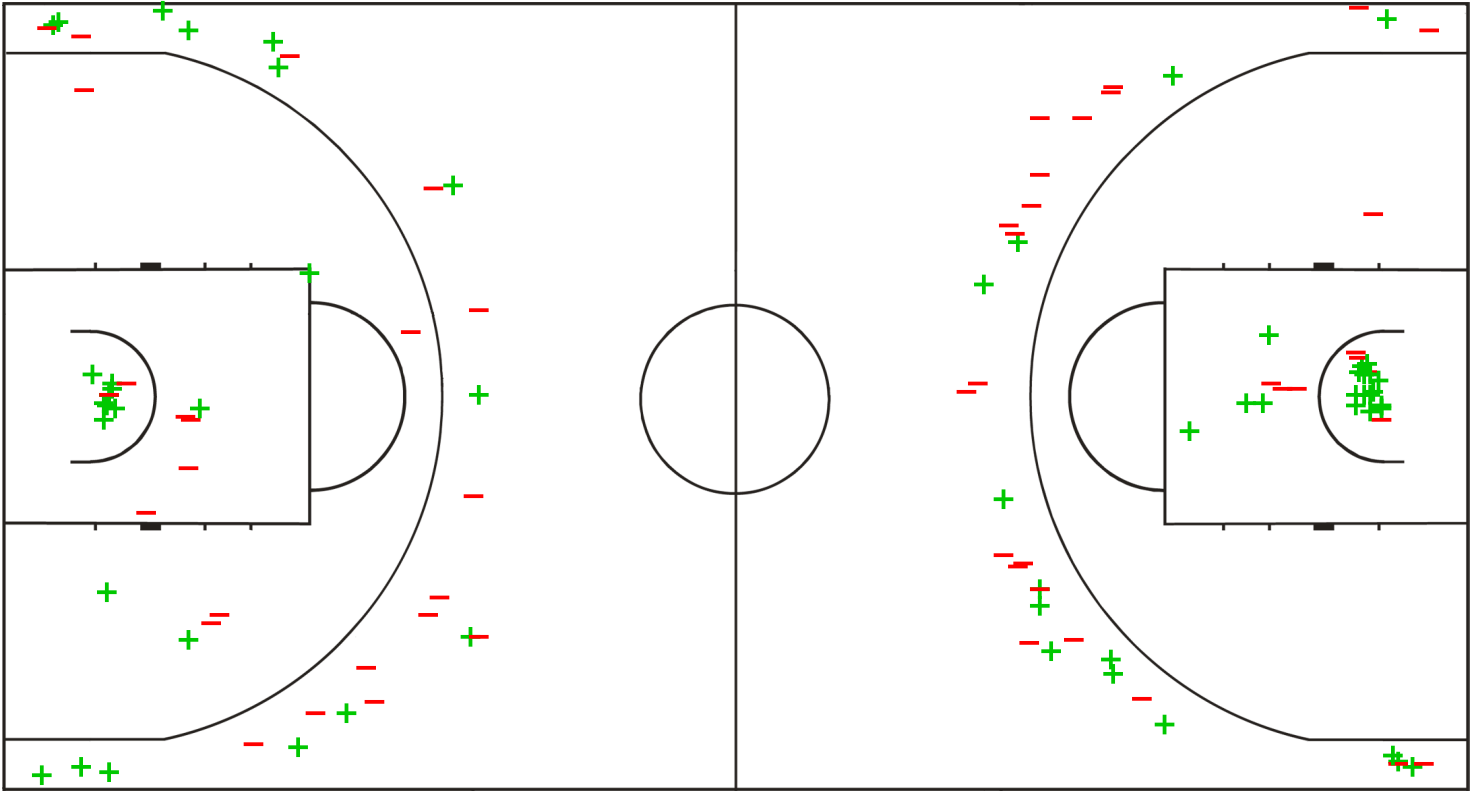
Game Duration: 1:57

Scoring by 5 min intervals:

	Q1		Q2		Q3		Q4	
FRA	16	33	42	53	65	74	77	86
LAT	9	26	36	49	59	62	74	88

FRA - France

LAT - Latvia



FRA

	M / A	%
Field Goals	26 / 50	52
2 Points	12 / 23	52
3 Points	14 / 27	52
Free Throws	20 / 24	83

LAT

%	M / A	
52	32 / 61	Field Goals
69	18 / 26	2 Points
40	14 / 35	3 Points
63	10 / 16	Free Throws

GLOBAL PARTNERS



Shot Chart
FRA 86 vs 88 LAT

(33 - 26, 20 - 23, 21 - 13, 12 - 26)

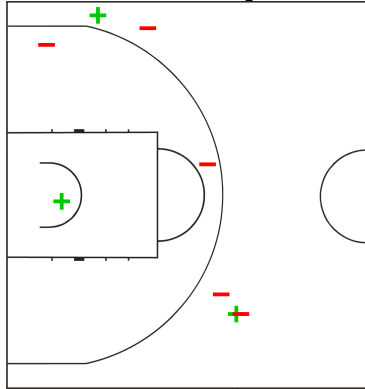
Attendance: 9,628
Game Duration: 1:57

Scoring by 5 min intervals:

	Q1		Q2		Q3		Q4	
FRA	16	33	42	53	65	74	77	86
LAT	9	26	36	49	59	62	74	88

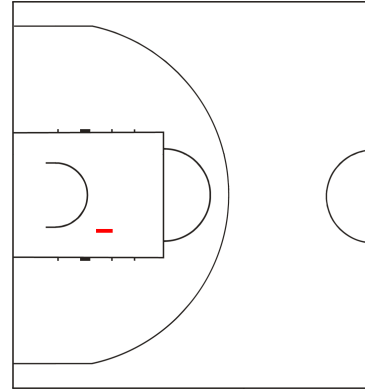
FRA - France

00 FRANCISCO Sylvain



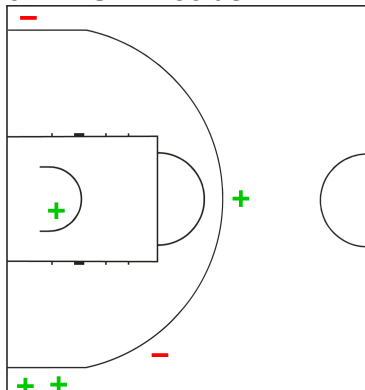
	M / A	%
Field Goals	3/8	38
2 Points	1/3	33
3 Points	2/5	40
Free Throws		

0 OKOBO Elie



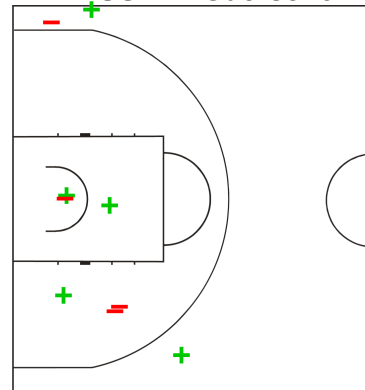
	M / A	%
Field Goals	0/1	0
2 Points	0/1	0
3 Points		
Free Throws		

5 BATUM Nicolas



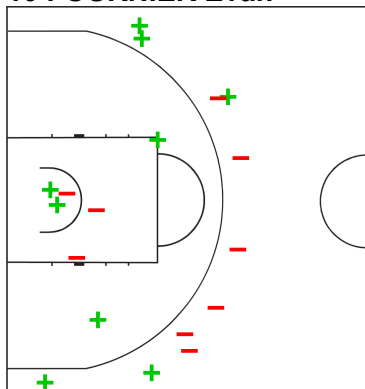
	M / A	%
Field Goals	4/6	67
2 Points	1/1	100
3 Points	3/5	60
Free Throws	2/3	67

7 YABUSELE Guerschon



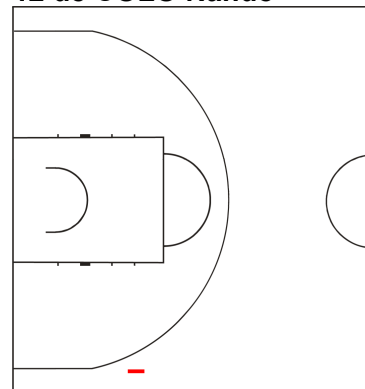
	M / A	%
Field Goals	5/9	56
2 Points	3/6	50
3 Points	2/3	67
Free Throws	6/7	86

10 FOURNIER Evan



	M / A	%
Field Goals	9/18	50
2 Points	4/7	57
3 Points	5/11	45
Free Throws	4/4	100

12 de COLO Nando



	M / A	%
Field Goals	0/1	0
2 Points		
3 Points	0/1	0
Free Throws		

GLOBAL PARTNERS





27 AUG 2023
20:30

Shot Chart

FRA 86 vs 88 LAT

(33 - 26, 20 - 23, 21 - 13, 12 - 26)

Attendance: 9,628

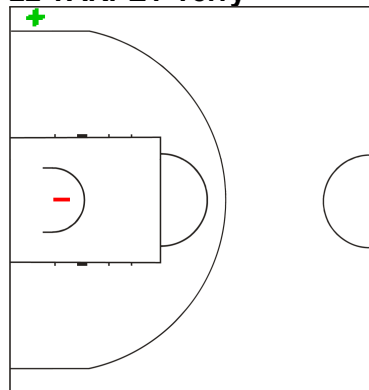
Game Duration: 1:57

Scoring by 5 min intervals:

	Q1		Q2		Q3		Q4	
FRA	16	33	42	53	65	74	77	86
LAT	9	26	36	49	59	62	74	88

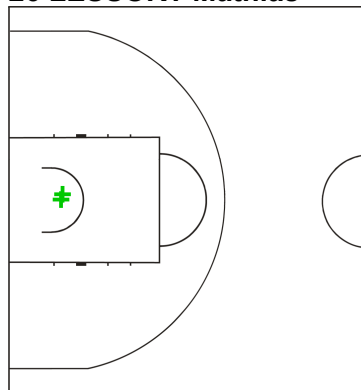
FRA - France

22 TARPEY Terry



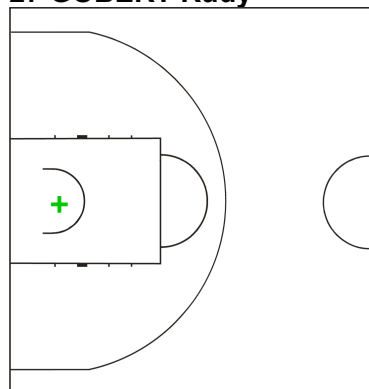
	M / A	%
Field Goals	2/3	67
2 Points	0/1	0
3 Points	2/2	100
Free Throws	1/2	50

26 LESSORT Mathias



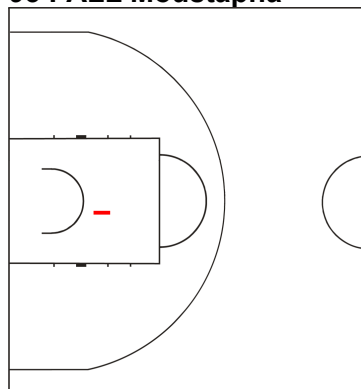
	M / A	%
Field Goals	2/2	100
2 Points	2/2	100
3 Points		
Free Throws		

27 GOBERT Rudy



	M / A	%
Field Goals	1/1	100
2 Points	1/1	100
3 Points		
Free Throws	7/8	88

93 FALL Moustapha



	M / A	%
Field Goals	0/1	0
2 Points	0/1	0
3 Points		
Free Throws		

GLOBAL PARTNERS





27 AUG 2023
20:30

Shot Chart

FRA 86 vs 88 LAT

(33 - 26, 20 - 23, 21 - 13, 12 - 26)

Attendance: 9,628

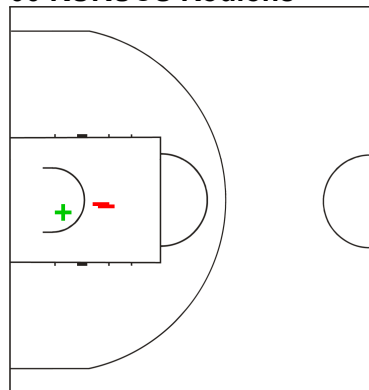
Game Duration: 1:57

Scoring by 5 min intervals:

	Q1		Q2		Q3		Q4	
FRA	16	33	42	53	65	74	77	86
LAT	9	26	36	49	59	62	74	88

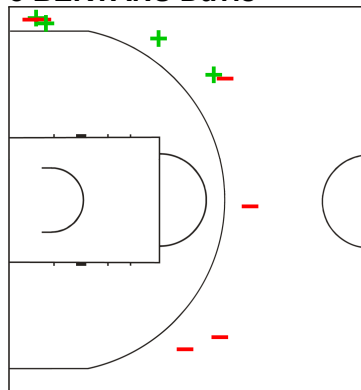
LAT - Latvia

00 KURUCS Rodions



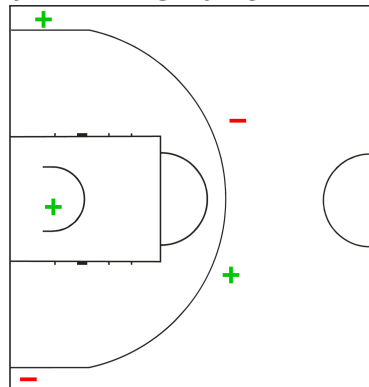
	M / A	%
Field Goals	1/3	33
2 Points	1/3	33
3 Points		
Free Throws		

8 BERTANS Davis



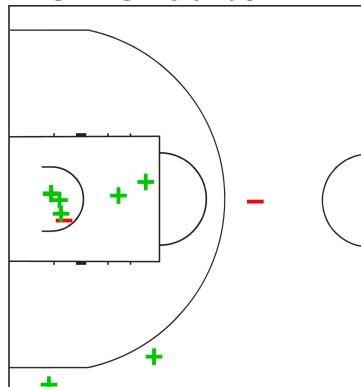
	M / A	%
Field Goals	4/10	40
2 Points		
3 Points	4/10	40
Free Throws	3/3	100

9 BERTANS Dairis



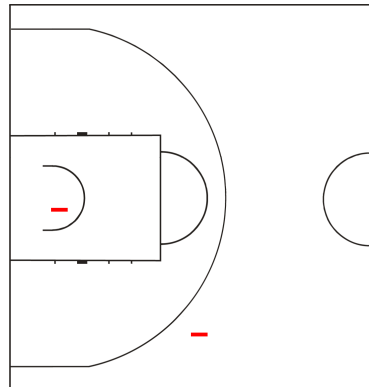
	M / A	%
Field Goals	3/5	60
2 Points	1/1	100
3 Points	2/4	50
Free Throws		

11 SMITS Rolands



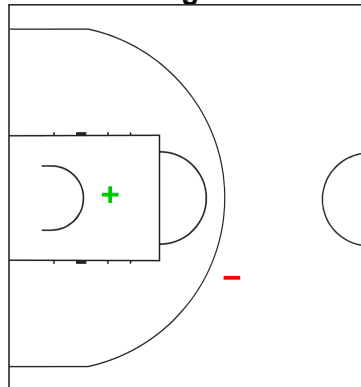
	M / A	%
Field Goals	8/10	80
2 Points	6/7	86
3 Points	2/3	67
Free Throws	2/2	100

12 STRAUTINS Arturs



	M / A	%
Field Goals	0/2	0
2 Points	0/1	0
3 Points	0/1	0
Free Throws		

21 SKELE Aigars



	M / A	%
Field Goals	1/2	50
2 Points	1/1	100
3 Points	0/1	0
Free Throws		

GLOBAL PARTNERS





27 AUG 2023
20:30

Shot Chart

FRA 86 vs 88 LAT

(33 - 26, 20 - 23, 21 - 13, 12 - 26)

Attendance: 9,628

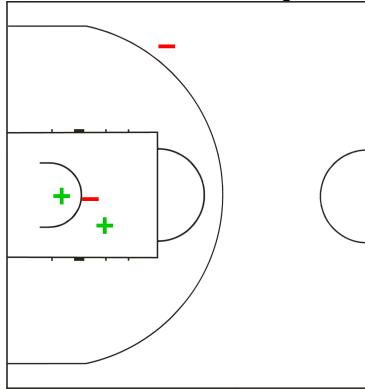
Game Duration: 1:57

Scoring by 5 min intervals:

	Q1		Q2		Q3		Q4	
FRA	16	33	42	53	65	74	77	86
LAT	9	26	36	49	59	62	74	88

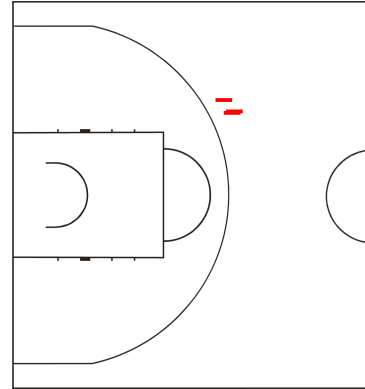
LAT - Latvia

24 GRAŽULIS Andrejs



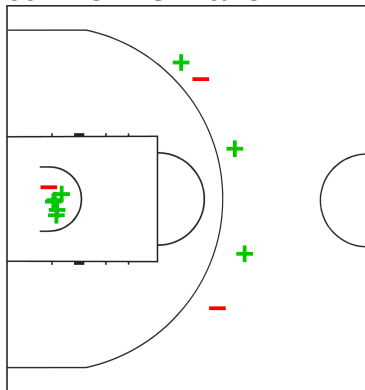
	M / A	%
Field Goals	2/4	50
2 Points	2/3	67
3 Points	0/1	0
Free Throws		

47 KURUCS Arturs



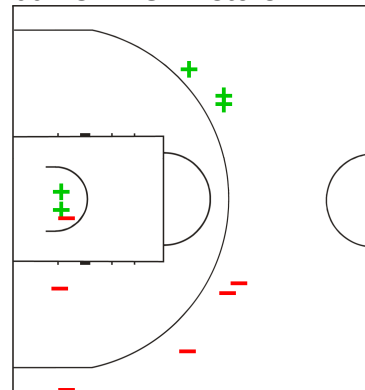
	M / A	%
Field Goals	0/3	0
2 Points		
3 Points	0/3	0
Free Throws	2/2	100

55 ŽAGARS Arturs



	M / A	%
Field Goals	8/11	73
2 Points	5/6	83
3 Points	3/5	60
Free Throws	3/9	33

66 ZORIKS Kristers



	M / A	%
Field Goals	5/11	45
2 Points	2/4	50
3 Points	3/7	43
Free Throws		

GLOBAL PARTNERS





27 AUG 2023
20:30

Indonesia Arena
Game No: H-4

Shot Chart

FRA 86 vs 88 LAT

(33 - 26, 20 - 23, 21 - 13, 12 - 26)

Attendance: 9,628

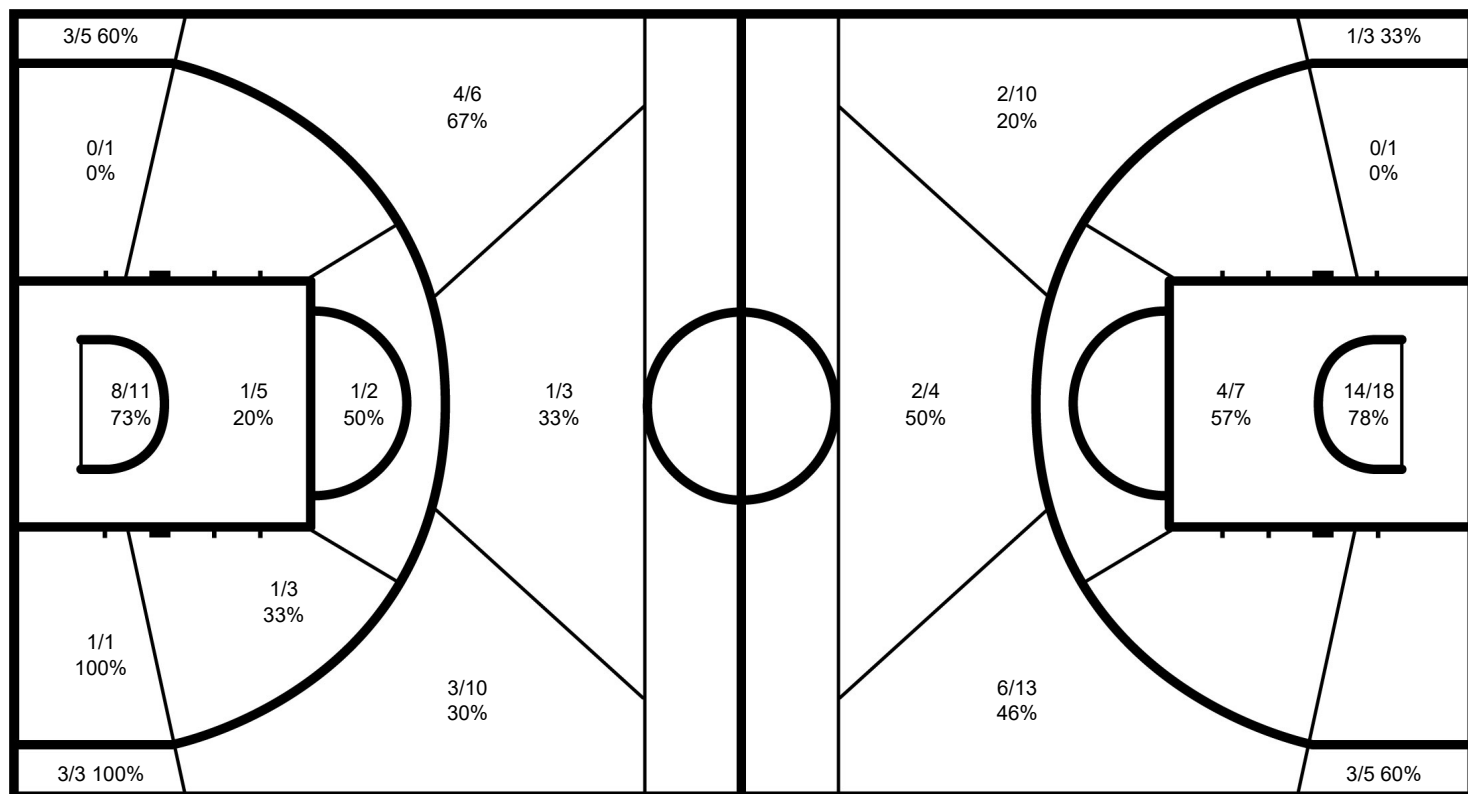
Game Duration: 1:57

Scoring by 5 min intervals:

	Q1		Q2		Q3		Q4	
FRA	16	33	42	53	65	74	77	86
LAT	9	26	36	49	59	62	74	88

FRA - France

LAT - Latvia



FRA

	M / A	%
Field Goals	26 / 50	52
2 Points	12 / 23	52
3 Points	14 / 27	52
Free Throws	20 / 24	83

LAT

%	M / A	
52	32 / 61	Field Goals
69	18 / 26	2 Points
40	14 / 35	3 Points
63	10 / 16	Free Throws

Legend: - Shot Missed % Shooting Percentage + Shot Made M / A Made / Attempts Qx Quarter

GLOBAL PARTNERS

