

Cumulative Statistics

PHI - Philippines

After 3 games

Player Totals

No.	Name	GP	Time Played	Field Goals		2 Points		3 Points		Free Throws		Rebounds			AS	TO	ST	BS	PF	FD	+/-	PTS
				M / A	%	M / A	%	M / A	%	M / A	%	OR	DR	TOT								
4	RAVENA Kiefer	3	28:16	5/11	45	3/5	60	2/6	33	1/2	50	1	1	3		1		5	5	1	13	
6	CLARKSON Jordan	3	1:50:22	24/66	36	21/45	47	3/21	14	21/23	91	1	16	17	20	14	3	1	6	22	-17	72
8	THOMPSON Scottie	3	35:45	2/6	33	1/2	50	1/4	25			2	4	6	7	8		6	2	-19	5	
11	SOTTO Kai Zachary	3	28:18	4/5	80	4/4	100	0/1	0	2/3	67	1	8	9	1	2	1	1	8	4	-11	10
13	MALONZO Jamie James	3	35:40	3/9	33	2/5	40	1/4	25			2	6	8	1	3	2	1	3		-16	7
15	FAJARDO June Mar	3	1:05:54	9/13	69	9/13	69			6/8	75	8	10	18	1	4		1	7	9	-19	24
16	POGOY Roger	3	1:00:19	9/20	45	4/8	50	5/12	42			1	5	6	2	4	3		4	2	-11	23
17	PEREZ CJ	2	14:45	2/3	67	1/1	100	1/2	50	2/3	67	2	2	4	3	4		4	2	-9	7	
23	ABANDO Rhenz	2	23:24	5/9	56	4/6	67	1/3	33	1/4	25	1	2	3	1		2	2	5	5	12	
24	RAMOS Dwight	3	1:29:39	11/28	39	5/13	38	6/15	40	7/8	88	3	8	11	6	4	5		8	7	-14	35
25	AGUILAR Japeth (C)	3	18:25	1/2	50	1/2	50					1	1				1	4		-10	2	
34	EDU Ariel John	3	1:29:13	9/12	75	9/11	82	0/1	0	6/9	67	4	15	19	2	3	2	4	6	7	5	24
Team / Coach				3 7 10 2																		
Totals				84/184	46	64/115	56	20/69	29	46/60	77	28	85	113	47	48	17	11	63	65	-23	234
Opponents				85/209	41	53/109	49	32/100	32	55/74	74	47	74	121	59	34	28	7	67	58	23	257

Team Totals

	PHI	Opponents
Points from Turnovers	52	62
Points in the Paint	108 (54/85) 64%	100 (50/95) 53%
Second Chance Points	20	50
Fast Break Points	43	35
Bench Points	80	86

Player Averages

No.	Name	GP	MPG	Field Goals		2 Points		3 Points		Free Throws		Rebounds			AS	TO	ST	BS	PF	FD	+/-	PPG
				M / A	%	M / A	%	M / A	%	M / A	%	OR	DR	TOT								
4	RAVENA Kiefer	3	9:25	1.7/3.7	45	1.0/1.7	60	0.7/2.0	33	0.3/0.7	50	0.3	0.3	1.0		0.3		1.7	1.7	0.3	4.3	
6	CLARKSON Jordan	3	36:47	8.0/22.0	36	7.0/15.0	47	1.0/7.0	14	7.0/7.7	91	0.3	5.3	5.7	6.7	4.7	1.0	0.3	2.0	7.3	-5.7	24.0
8	THOMPSON Scottie	3	11:55	0.7/2.0	33	0.3/0.7	50	0.3/1.3	25			0.7	1.3	2.0	2.3	2.7		2.0	0.7	-6.3	1.7	
11	SOTTO Kai Zachary	3	9:26	1.3/1.7	80	1.3/1.3	100	0.0/0.3	0	0.7/1.0	67	0.3	2.7	3.0	0.3	0.7	0.3	0.3	2.7	1.3	-3.7	3.3
13	MALONZO Jamie James	3	11:53	1.0/3.0	33	0.7/1.7	40	0.3/1.3	25			0.7	2.0	2.7	0.3	1.0	0.7	0.3	1.0		-5.3	2.3
15	FAJARDO June Mar	3	21:58	3.0/4.3	69	3.0/4.3	69			2.0/2.7	75	2.7	3.3	6.0	0.3	1.3	0.3	0.3	2.3	3.0	-6.3	8.0
16	POGOY Roger	3	20:06	3.0/6.7	45	1.3/2.7	50	1.7/4.0	42			0.3	1.7	2.0	0.7	1.3	1.0		1.3	0.7	-3.7	7.7
17	PEREZ CJ	2	7:22	1.0/1.5	67	0.5/0.5	100	0.5/1.0	50	1.0/1.5	67	1.0	1.0	2.0	1.5	2.0		2.0	1.0	-4.5	3.5	
23	ABANDO Rhenz	3	7:48	1.7/3.0	56	1.3/2.0	67	0.3/1.0	33	0.3/1.3	25	0.3	0.7	1.0	0.3		0.7	0.7	1.7	1.7	4.0	
24	RAMOS Dwight	3	29:53	3.7/9.3	39	1.7/4.3	38	2.0/5.0	40	2.3/2.7	88	1.0	2.7	3.7	2.0	1.3	1.7		2.7	2.3	-4.7	11.7
25	AGUILAR Japeth (C)	3	6:08	0.3/0.7	50	0.3/0.7	50					0.3	0.3	0.3			0.3	1.3		-3.3	0.7	
34	EDU Ariel John	3	29:44	3.0/4.0	75	3.0/3.7	82	0.0/0.3	0	2.0/3.0	67	1.3	5.0	6.3	0.7	1.0	0.7	1.3	2.0	2.3	1.7	8.0
Team / Coach				1.0 2.3 3.3 0.7																		
Totals				28.0/61.3	46	21.3/38.3	56	6.7/23.0	29	15.3/20.0	77	9.3	28.3	37.7	15.7	16.0	5.7	3.7	21.0	21.7	-7.7	78.0
Opponents				28.3/69.7	41	17.7/36.3	49	10.7/33.3	32	18.3/24.7	74	15.7	24.7	40.3	19.7	11.3	9.3	2.3	22.3	19.3	7.7	85.7

Team Averages

	PHI	Opponents
Points from Turnovers	17.3	20.7
Points in the Paint	36.0	33.3
Second Chance Points	6.7	16.7
Fast Break Points	14.3	11.7
Bench Points	26.7	28.7

GLOBAL PARTNERS

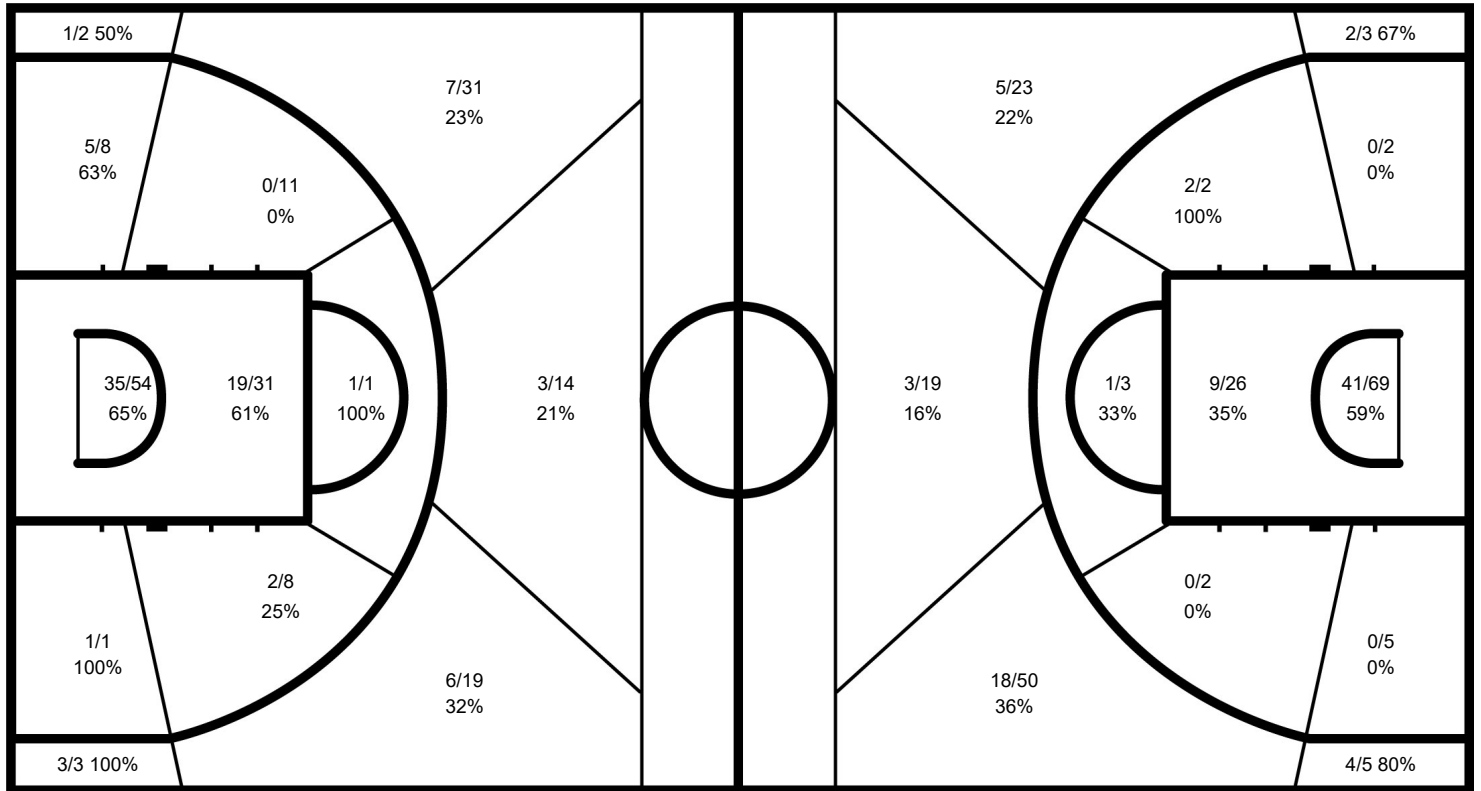


Cumulative Statistics PHI - Philippines After 3 games

Phase	PHI Played	Score		Field Goals		2 Points		3 Points		Free Throws		Rebounds			AS	TO	ST	BS	PF	FD
				M / A	%	M / A	%	M / A	%	M / A	%	OR	DR	TOT						
Group Phase - 1st Round - Group A	DOM	81-87	For	27/56	48	21/38	55	6/18	33	21/27	78	3	32	35	16	19	7	5	28	21
			Agn.	29/73	40	23/45	51	6/28	21	23/34	68	17	26	43	18	12	11	3	22	26
Group Phase - 1st Round - Group A	ANG	70-80	For	27/63	43	23/41	56	4/22	18	12/15	80	12	27	39	17	15	2	3	18	24
			Agn.	27/72	38	18/41	44	9/31	29	17/23	74	20	23	43	17	11	10	4	25	16
Group Phase - 1st Round - Group A	ITA	83-90	For	30/65	46	20/36	56	10/29	34	13/18	72	13	26	39	14	14	8	3	17	20
			Agn.	29/64	45	12/23	52	17/41	41	15/17	88	10	25	35	24	11	7		20	16

PHI - Philippines

Opponents



PHI

	M / A	%
Field Goals	84 / 184	46
2 Points	64 / 115	56
3 Points	20 / 69	29
Free Throws	46 / 60	77

Opponents

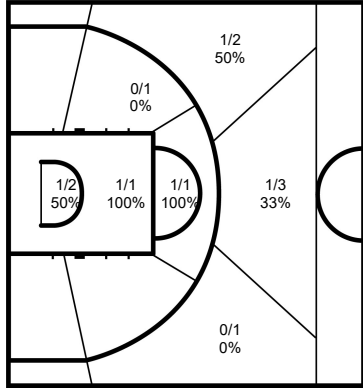
%	M / A	
41	85 / 209	Field Goals
49	53 / 109	2 Points
32	32 / 100	3 Points
74	55 / 74	Free Throws

GLOBAL PARTNERS



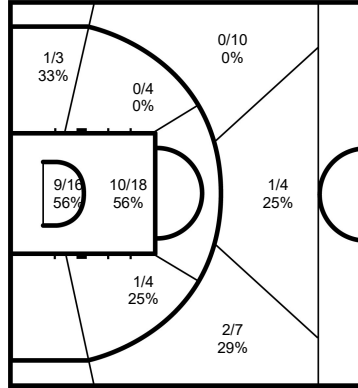
Cumulative Statistics
PHI - Philippines
 After 3 games

4 RAVENA Kiefer



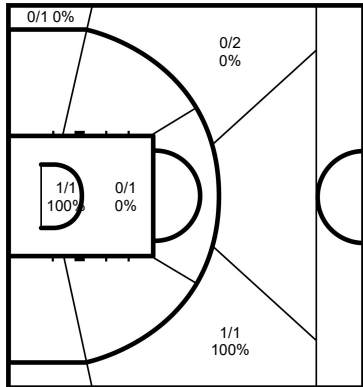
	M / A	%
Field Goals	5 / 11	45
2 Points	3 / 5	60
3 Points	2 / 6	33
Free Throws	1 / 2	50

6 CLARKSON Jordan



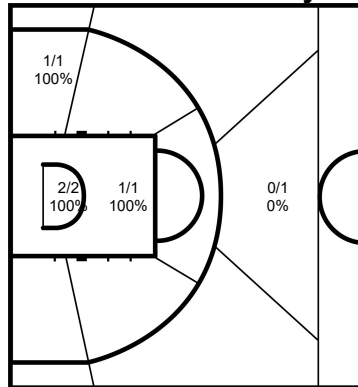
	M / A	%
Field Goals	24 / 66	36
2 Points	21 / 45	47
3 Points	3 / 21	14
Free Throws	21 / 23	91

8 THOMPSON Scottie



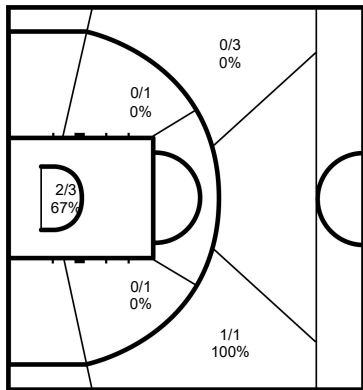
	M / A	%
Field Goals	2 / 6	33
2 Points	1 / 2	50
3 Points	1 / 4	25
Free Throws		

11 SOTTO Kai Zachary



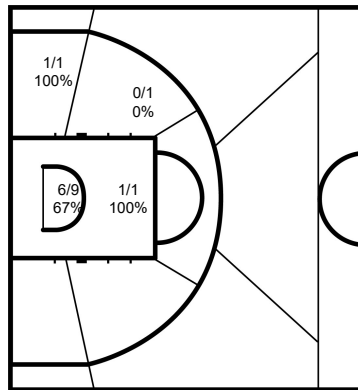
	M / A	%
Field Goals	4 / 5	80
2 Points	4 / 4	100
3 Points	0 / 1	0
Free Throws	2 / 3	67

13 MALONZO Jamie James



	M / A	%
Field Goals	3 / 9	33
2 Points	2 / 5	40
3 Points	1 / 4	25
Free Throws		

15 FAJARDO June Mar



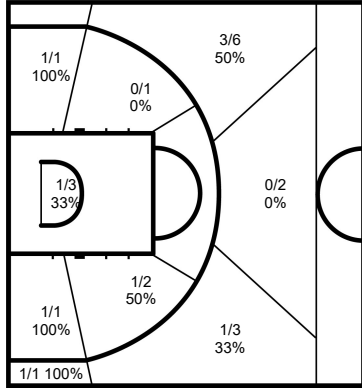
	M / A	%
Field Goals	9 / 13	69
2 Points	9 / 13	69
3 Points		
Free Throws	6 / 8	75

GLOBAL PARTNERS



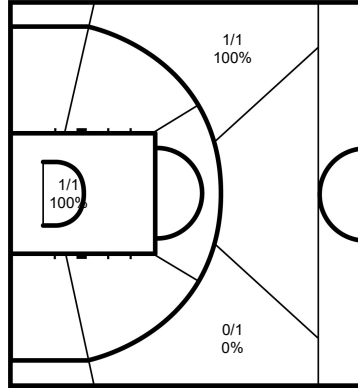
Cumulative Statistics PHI - Philippines After 3 games

16 POGOY Roger



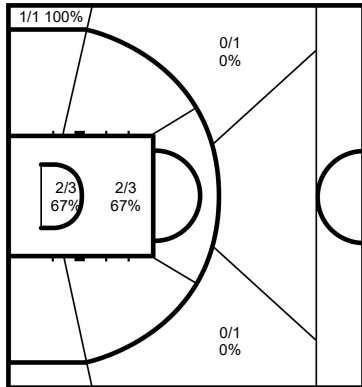
	M / A	%
Field Goals	9 / 20	45
2 Points	4 / 8	50
3 Points	5 / 12	42
Free Throws		

17 PEREZ CJ



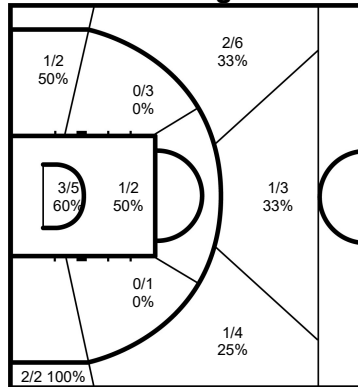
	M / A	%
Field Goals	2 / 3	67
2 Points	1 / 1	100
3 Points	1 / 2	50
Free Throws	2 / 3	67

23 ABANDO Rhenz



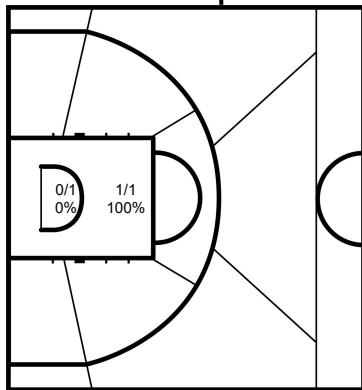
	M / A	%
Field Goals	5 / 9	56
2 Points	4 / 6	67
3 Points	1 / 3	33
Free Throws	1 / 4	25

24 RAMOS Dwight



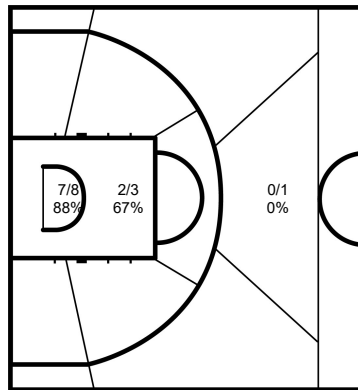
	M / A	%
Field Goals	11 / 28	39
2 Points	5 / 13	38
3 Points	6 / 15	40
Free Throws	7 / 8	88

25 AGUILAR Japeth



	M / A	%
Field Goals	1 / 2	50
2 Points	1 / 2	50
3 Points		
Free Throws		

34 EDU Ariel John



	M / A	%
Field Goals	9 / 12	75
2 Points	9 / 11	82
3 Points	0 / 1	0
Free Throws	6 / 9	67

Legend:			
%	Shooting Percentage	(C)	Captain
BS	Blocked Shots	DR	Defensive Rebounds
MPG	Minutes Played per Game	No.	Uniform Number
PTS	Points	ST	Steals
+/-	Plus-Minus	FD	Fouls Drawn
OR	Offensive Rebounds	GP	Games Played
TO	Turnovers	PF	Fouls
Agn.	Against	TOT	Total Rebounds
AS	Assists		
M / A	Made / Attempts		
PPG	Points per Game		

GLOBAL PARTNERS

