



29 AUG 2023  
20:00

Shot Chart

PHI 83 vs 90 ITA

(23 - 20, 16 - 28, 21 - 25, 23 - 17)

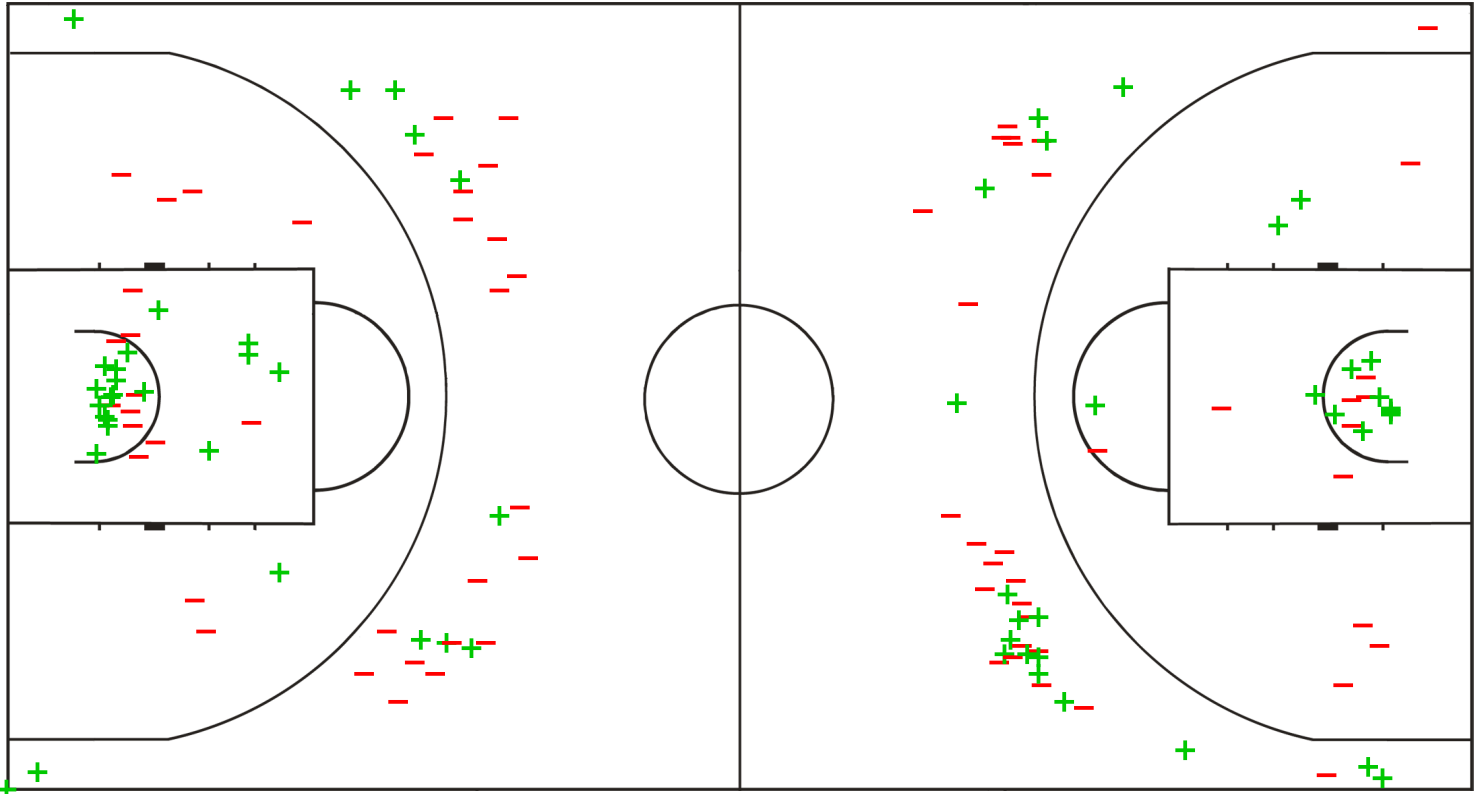
Attendance: 11,821  
Game Duration: 1:47

Scoring by 5 min intervals:

|     | Q1 |    | Q2 |    | Q3 |    | Q4 |    |
|-----|----|----|----|----|----|----|----|----|
| PHI | 13 | 23 | 28 | 39 | 49 | 60 | 68 | 83 |
| ITA | 12 | 20 | 32 | 48 | 61 | 73 | 83 | 90 |

PHI - Philippines

ITA - Italy



**PHI**

|             | M / A   | %  |
|-------------|---------|----|
| Field Goals | 30 / 65 | 46 |
| 2 Points    | 20 / 36 | 56 |
| 3 Points    | 10 / 29 | 34 |
| Free Throws | 13 / 18 | 72 |

**ITA**

| %  | M / A   |             |
|----|---------|-------------|
| 45 | 29 / 64 | Field Goals |
| 52 | 12 / 23 | 2 Points    |
| 41 | 17 / 41 | 3 Points    |
| 88 | 15 / 17 | Free Throws |

GLOBAL PARTNERS





29 AUG 2023  
20:00

Shot Chart

PHI 83 vs 90 ITA

(23 - 20, 16 - 28, 21 - 25, 23 - 17)

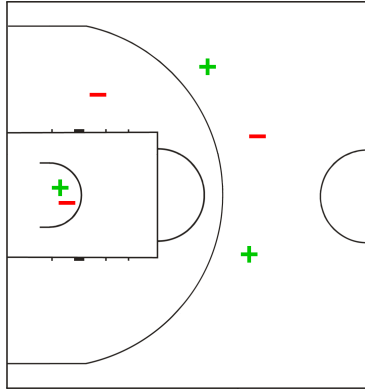
Attendance: 11,821  
Game Duration: 1:47

Scoring by 5 min intervals:

|     | Q1 |    | Q2 |    | Q3 |    | Q4 |    |
|-----|----|----|----|----|----|----|----|----|
| PHI | 13 | 23 | 28 | 39 | 49 | 60 | 68 | 83 |
| ITA | 12 | 20 | 32 | 48 | 61 | 73 | 83 | 90 |

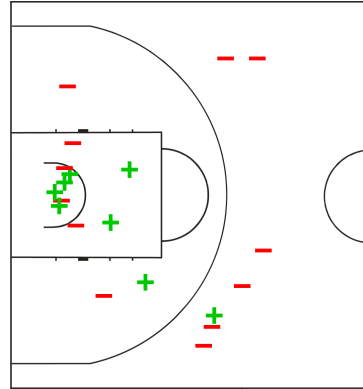
PHI - Philippines

4 RAVENA Kiefer



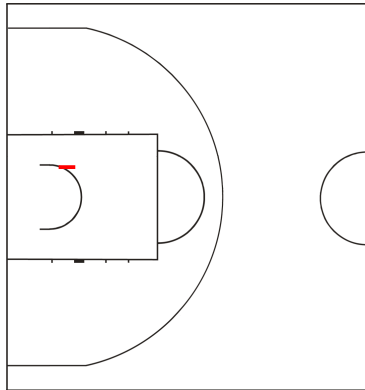
|             | M / A | %  |
|-------------|-------|----|
| Field Goals | 3/6   | 50 |
| 2 Points    | 1/3   | 33 |
| 3 Points    | 2/3   | 67 |
| Free Throws |       |    |

6 CLARKSON Jordan



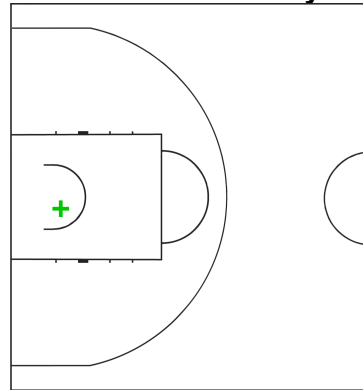
|             | M / A | %   |
|-------------|-------|-----|
| Field Goals | 8/20  | 40  |
| 2 Points    | 7/13  | 54  |
| 3 Points    | 1/7   | 14  |
| Free Throws | 6/6   | 100 |

8 THOMPSON Scottie



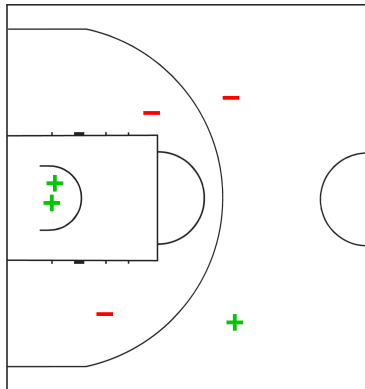
|             | M / A | % |
|-------------|-------|---|
| Field Goals | 0/1   | 0 |
| 2 Points    | 0/1   | 0 |
| 3 Points    |       |   |
| Free Throws |       |   |

11 SOTTO Kai Zachary



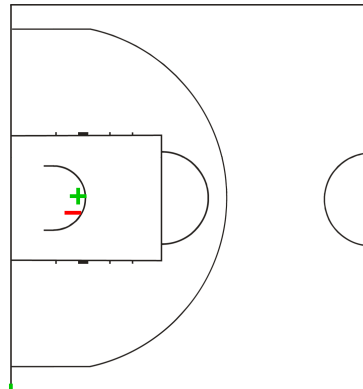
|             | M / A | %   |
|-------------|-------|-----|
| Field Goals | 1/1   | 100 |
| 2 Points    | 1/1   | 100 |
| 3 Points    |       |     |
| Free Throws |       |     |

13 MALONZO Jamie James



|             | M / A | %  |
|-------------|-------|----|
| Field Goals | 3/6   | 50 |
| 2 Points    | 2/4   | 50 |
| 3 Points    | 1/2   | 50 |
| Free Throws |       |    |

15 FAJARDO June Mar



|             | M / A | %  |
|-------------|-------|----|
| Field Goals | 2/3   | 67 |
| 2 Points    | 2/3   | 67 |
| 3 Points    |       |    |
| Free Throws |       |    |

GLOBAL PARTNERS





29 AUG 2023  
20:00

Shot Chart

PHI 83 vs 90 ITA

(23 - 20, 16 - 28, 21 - 25, 23 - 17)

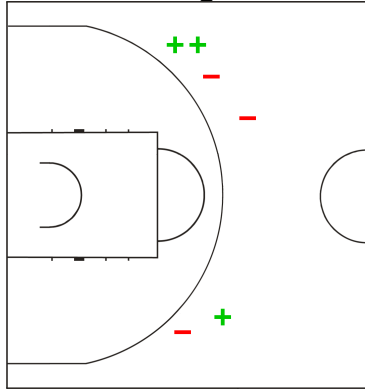
Attendance: 11,821  
Game Duration: 1:47

Scoring by 5 min intervals:

|     | Q1    | Q2    | Q3    | Q4    |
|-----|-------|-------|-------|-------|
| PHI | 13 23 | 28 39 | 49 60 | 68 83 |
| ITA | 12 20 | 32 48 | 61 73 | 83 90 |

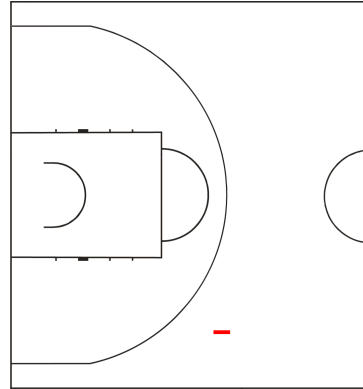
PHI - Philippines

16 POGOY Roger



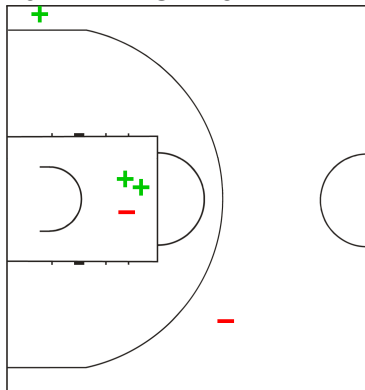
|             | M / A | %  |
|-------------|-------|----|
| Field Goals | 3/6   | 50 |
| 2 Points    |       |    |
| 3 Points    | 3/6   | 50 |
| Free Throws |       |    |

17 PEREZ CJ



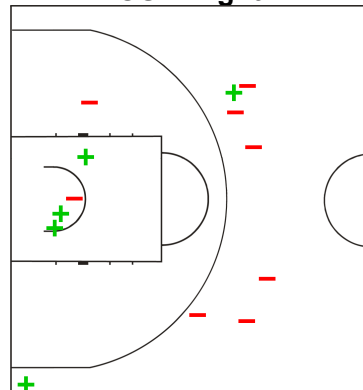
|             | M / A | % |
|-------------|-------|---|
| Field Goals | 0/1   | 0 |
| 2 Points    |       |   |
| 3 Points    | 0/1   | 0 |
| Free Throws |       |   |

23 ABANDO Rhenz



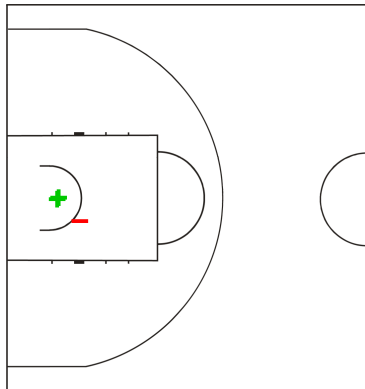
|             | M / A | %  |
|-------------|-------|----|
| Field Goals | 3/5   | 60 |
| 2 Points    | 2/3   | 67 |
| 3 Points    | 1/2   | 50 |
| Free Throws | 1/4   | 25 |

24 RAMOS Dwight



|             | M / A | %   |
|-------------|-------|-----|
| Field Goals | 5/13  | 38  |
| 2 Points    | 3/5   | 60  |
| 3 Points    | 2/8   | 25  |
| Free Throws | 2/2   | 100 |

34 EDU Ariel John



|             | M / A | %  |
|-------------|-------|----|
| Field Goals | 2/3   | 67 |
| 2 Points    | 2/3   | 67 |
| 3 Points    |       |    |
| Free Throws | 4/6   | 67 |

GLOBAL PARTNERS





29 AUG 2023  
20:00

Shot Chart

PHI 83 vs 90 ITA

(23 - 20, 16 - 28, 21 - 25, 23 - 17)

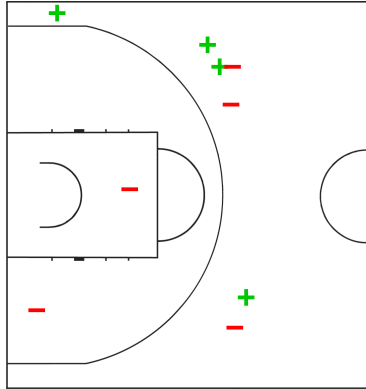
Attendance: 11,821  
Game Duration: 1:47

Scoring by 5 min intervals:

|     | Q1 |    | Q2 |    | Q3 |    | Q4 |    |
|-----|----|----|----|----|----|----|----|----|
| PHI | 13 | 23 | 28 | 39 | 49 | 60 | 68 | 83 |
| ITA | 12 | 20 | 32 | 48 | 61 | 73 | 83 | 90 |

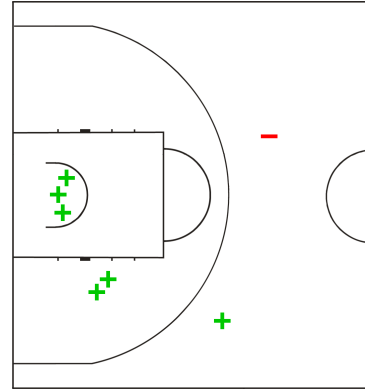
ITA - Italy

0 SPISSU Marco



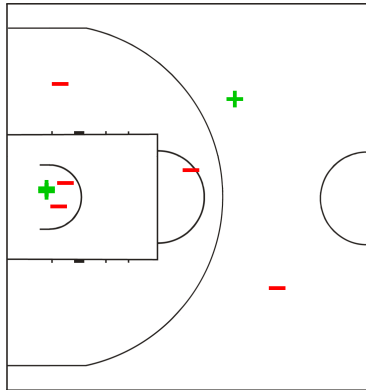
|             | M / A | %   |
|-------------|-------|-----|
| Field Goals | 4/9   | 44  |
| 2 Points    | 0/2   | 0   |
| 3 Points    | 4/7   | 57  |
| Free Throws | 1/1   | 100 |

7 TONUT Stefano



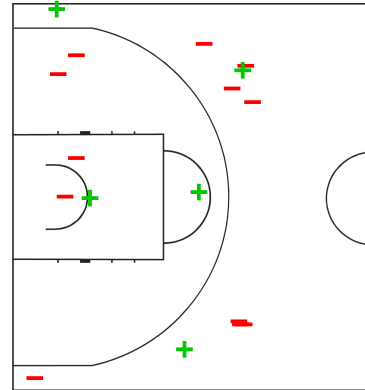
|             | M / A | %   |
|-------------|-------|-----|
| Field Goals | 6/7   | 86  |
| 2 Points    | 5/5   | 100 |
| 3 Points    | 1/2   | 50  |
| Free Throws |       |     |

9 MELLI Nicolo



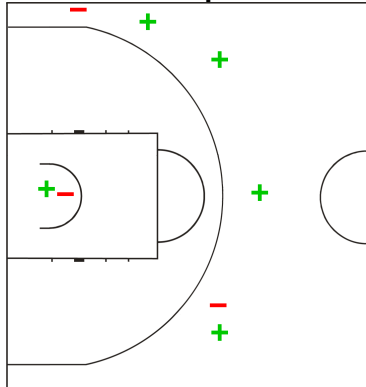
|             | M / A | %  |
|-------------|-------|----|
| Field Goals | 3/8   | 38 |
| 2 Points    | 2/6   | 33 |
| 3 Points    | 1/2   | 50 |
| Free Throws | 3/4   | 75 |

13 FONTECCHIO Simone



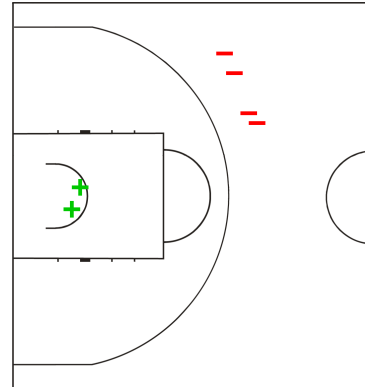
|             | M / A | %  |
|-------------|-------|----|
| Field Goals | 5/17  | 29 |
| 2 Points    | 2/6   | 33 |
| 3 Points    | 3/11  | 27 |
| Free Throws | 5/6   | 83 |

17 RICCI Giampaolo



|             | M / A | %  |
|-------------|-------|----|
| Field Goals | 5/8   | 63 |
| 2 Points    | 1/2   | 50 |
| 3 Points    | 4/6   | 67 |
| Free Throws |       |    |

33 POLONARA Achille



|             | M / A | %   |
|-------------|-------|-----|
| Field Goals | 2/6   | 33  |
| 2 Points    | 2/2   | 100 |
| 3 Points    | 0/4   | 0   |
| Free Throws | 2/2   | 100 |

GLOBAL PARTNERS





29 AUG 2023  
20:00

Shot Chart

PHI 83 vs 90 ITA

(23 - 20, 16 - 28, 21 - 25, 23 - 17)

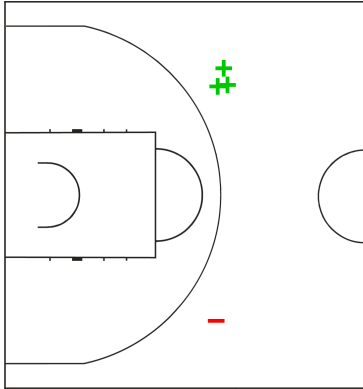
Attendance: 11,821  
Game Duration: 1:47

Scoring by 5 min intervals:

|     | Q1    | Q2    | Q3    | Q4    |
|-----|-------|-------|-------|-------|
| PHI | 13 23 | 28 39 | 49 60 | 68 83 |
| ITA | 12 20 | 32 48 | 61 73 | 83 90 |

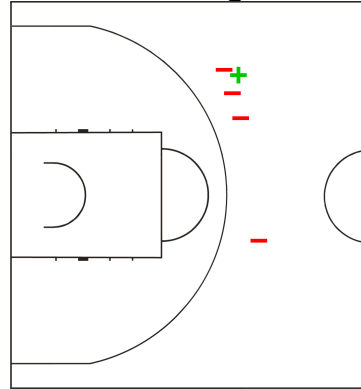
ITA - Italy

54 PAJOLA Alessandro



|             | M / A | %   |
|-------------|-------|-----|
| Field Goals | 3/4   | 75  |
| 2 Points    |       |     |
| 3 Points    | 3/4   | 75  |
| Free Throws | 2/2   | 100 |

70 DATOME Luigi



|             | M / A | %   |
|-------------|-------|-----|
| Field Goals | 1/5   | 20  |
| 2 Points    |       |     |
| 3 Points    | 1/5   | 20  |
| Free Throws | 2/2   | 100 |

GLOBAL PARTNERS





29 AUG 2023  
20:00

Shot Chart

PHI 83 vs 90 ITA

(23 - 20, 16 - 28, 21 - 25, 23 - 17)

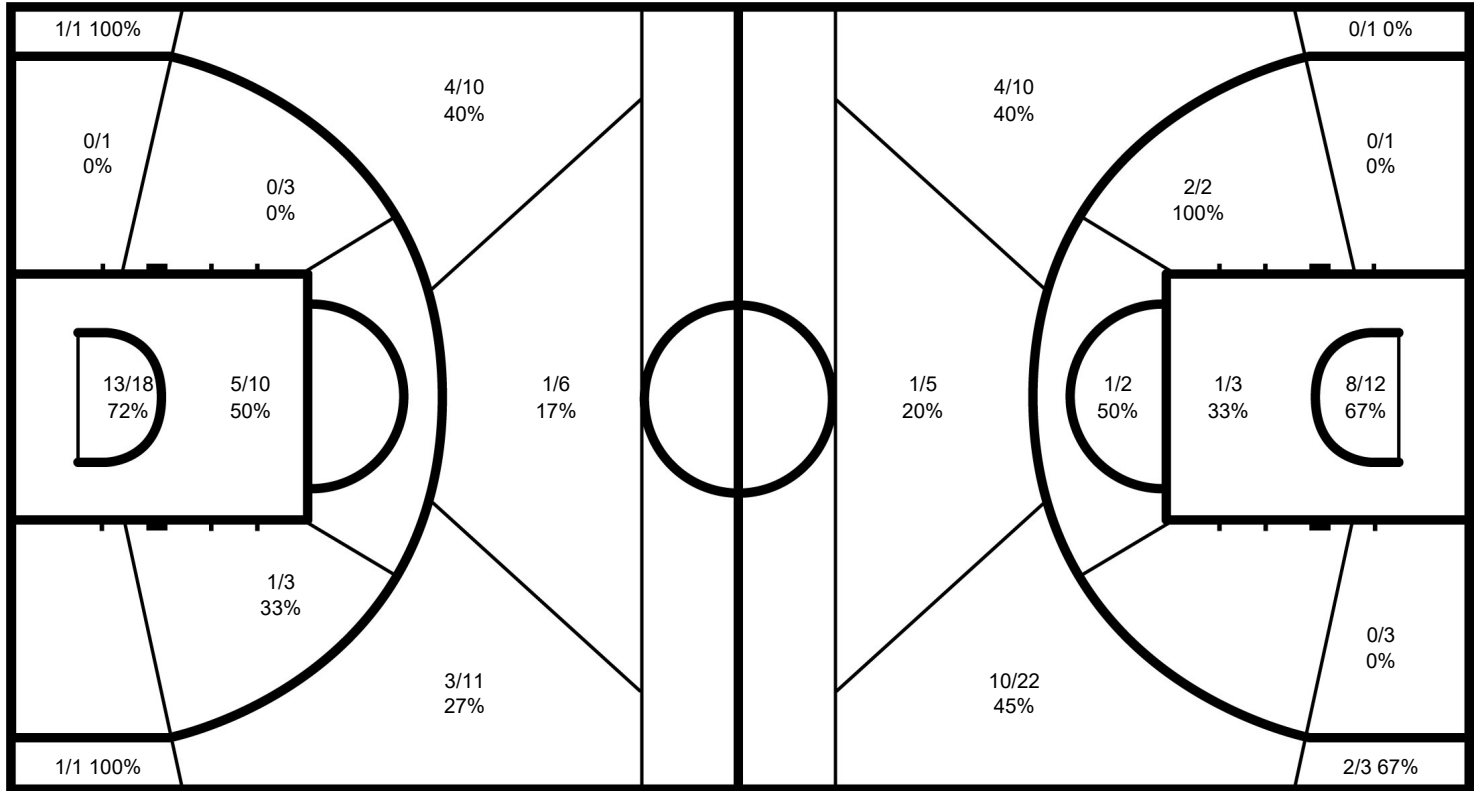
Attendance: 11,821  
Game Duration: 1:47

Scoring by 5 min intervals:

|     | Q1    | Q2    | Q3    | Q4    |
|-----|-------|-------|-------|-------|
| PHI | 13 23 | 28 39 | 49 60 | 68 83 |
| ITA | 12 20 | 32 48 | 61 73 | 83 90 |

PHI - Philippines

ITA - Italy



PHI

|             | M / A   | %  |
|-------------|---------|----|
| Field Goals | 30 / 65 | 46 |
| 2 Points    | 20 / 36 | 56 |
| 3 Points    | 10 / 29 | 34 |
| Free Throws | 13 / 18 | 72 |

ITA

| %  | M / A   |             |
|----|---------|-------------|
| 45 | 29 / 64 | Field Goals |
| 52 | 12 / 23 | 2 Points    |
| 41 | 17 / 41 | 3 Points    |
| 88 | 15 / 17 | Free Throws |

Legend: - Shot Missed    % Shooting Percentage    + Shot Made    M / A Made / Attempts    Qx Quarter

GLOBAL PARTNERS

