

Cumulative Statistics

EGY - Egypt

After 3 games

Player Totals

No.	Name	GP	Time Played	Field Goals		2 Points		3 Points		Free Throws		Rebounds			AS	TO	ST	BS	PF	FD	+/-	PTS	
				M / A	%	M / A	%	M / A	%	M / A	%	OR	DR	TOT									
0	ZAHARAN Amr	3	48:13	10/17	59	9/12	75	1/5	20	1/2	50	2	2	4	1	4	1		9	3	7	22	
1	ELGIZAWY Karim	3	34:47	2/3	67			2/3	67			2	2	3	3	2		3	2	-6	6		
4	AMIN Ehab	3	1:41:27	20/45	44	14/23	61	6/22	27	12/14	86		14	14	15	12	6	1	6	13	-12	58	
5	EL GENDY Amr (C)	3	1:10:35	9/25	36	4/10	40	5/15	33	3/5	60	3	10	13	12	4	1	6	4	3	26		
7	MOUSSA Adam	3	42:29	3/12	25	2/5	40	1/7	14			2	2	7	7	2		1	1	-26	7		
10	MAHMOUD Anas	3	1:08:34	16/23	70	16/23	70			2/4	50	7	8	15	4	7	3	6	8	5	-16	34	
12	ABOUSHOUSA Youssef	3	34:38	3/9	33	3/6	50	0/3	0	1/2	50	2	5	7	2	2	2	1	4	-37	7		
15	GARDNER Patrick	3	1:15:31	11/26	42	5/13	38	6/13	46	7/10	70	2	15	17	4	4	1	3	8	9	35		
28	ABDELGAWAD Khaled	3	14:56	2/3	67	2/3	67			1/1	100	2	2	1	1	1	1	5	1	-10	5		
44	HUSSEIN Omar	3	33:38	3/4	75	3/3	100	0/1	0	1/1	100	1	1	1	1	1	1	7	2	41	7		
50	MAREI Assem	3	1:07:32	12/24	50	12/24	50			6/14	43	7	13	20	2	3	5	3	15	-15	30		
55	ORABY Omar	1	7:40	2/2	100	2/2	100					1	1	1				3		-3	4		
Team / Coach												4	7	11	3			1					
Totals				93/193		48	72/124	58	21/69	30	34/53	64	28	81	109	52	51	24	9	56	58	-13	241
Opponents				94/209		45	71/131	54	23/78	29	43/57	75	36	78	114	64	40	26	8	59	54	13	254

Team Totals

	EGY	Opponents
Points from Turnovers	43	55
Points in the Paint	140 (70/115) 61%	122 (61/110) 55%
Second Chance Points	33	39
Fast Break Points	43	40
Bench Points	71	104

Player Averages

No.	Name	GP	MPG	Field Goals		2 Points		3 Points		Free Throws		Rebounds			AS	TO	ST	BS	PF	FD	+/-	PPG	
				M / A	%	M / A	%	M / A	%	M / A	%	OR	DR	TOT									
0	ZAHARAN Amr	3	16:04	3.3/5.7	59	3.0/4.0	75	0.3/1.7	20	0.3/0.7	50	0.7	0.7	1.3	0.3	1.3	0.3		3.0	1.0	2.3	7.3	
1	ELGIZAWY Karim	3	11:35	0.7/1.0	67			0.7/1.0	67			0.7	0.7	1.0	1.0	0.7		1.0	0.7	-2.0	2.0		
4	AMIN Ehab	3	33:49	6.7/15.0	44	4.7/7.7	61	2.0/7.3	27	4.0/4.7	86		4.7	4.7	5.0	4.0	2.0	0.3	2.0	4.3	-4.0	19.3	
5	EL GENDY Amr (C)	3	23:31	3.0/8.3	36	1.3/3.3	40	1.7/5.0	33	1.0/1.7	60	1.0	3.3	4.3	4.0	1.3	0.3		2.0	1.3	1.0	8.7	
7	MOUSSA Adam	3	14:09	1.0/4.0	25	0.7/1.7	40	0.3/2.3	14				0.7	0.7	2.3	2.3	0.7		0.3	0.3	-8.7	2.3	
10	MAHMOUD Anas	3	22:51	5.3/7.7	70	5.3/7.7	70			0.7/1.3	50	2.3	2.7	5.0	1.3	2.3	1.0	2.0	2.7	1.7	-5.3	11.3	
12	ABOUSHOUSA Youssef	3	11:32	1.0/3.0	33	1.0/2.0	50	0.0/1.0	0	0.3/0.7	50	0.7	1.7	2.3	0.7	0.7	0.7		0.3	1.3	-12.3	2.3	
15	GARDNER Patrick	3	25:10	3.7/8.7	42	1.7/4.3	38	2.0/4.3	46	2.3/3.3	70	0.7	5.0	5.7	1.3	1.3	0.3		1.0	2.7	3.0	11.7	
28	ABDELGAWAD Khaled	3	4:58	0.7/1.0	67	0.7/1.0	67			0.3/0.3	100		0.7	0.7	0.3	0.3	0.3	0.3	1.7	0.3	-3.3	1.7	
44	HUSSEIN Omar	3	11:12	1.0/1.3	75	1.0/1.0	100	0.0/0.3	0	0.3/0.3	100		0.3	0.3	0.3	0.3	0.3	0.3	2.3	0.7	13.7	2.3	
50	MAREI Assem	3	22:30	4.0/8.0	50	4.0/8.0	50			2.0/4.7	43	2.3	4.3	6.7	0.7	1.0	1.7		1.0	5.0	-5.0	10.0	
55	ORABY Omar	1	7:40	2.0/2.0	100	2.0/2.0	100					1.0		1.0					3.0		-3.0	4.0	
Team / Coach												1.3	2.3	3.7	1.0			1					
Totals				31.0/64.3		48	24.0/41.3	58	7.0/23.0	30	11.3/17.7	64	9.3	27.0	36.3	17.3	17.0	8.0	3.0	18.7	19.3	-4.3	80.3
Opponents				31.3/69.7		45	23.7/43.7	54	7.7/26.0	29	14.3/19.0	75	12.0	26.0	38.0	21.3	13.3	8.7	2.7	19.7	18.0	4.3	84.7

Team Averages

	EGY	Opponents
Points from Turnovers	14.3	18.3
Points in the Paint	46.7	40.7
Second Chance Points	11.0	13.0
Fast Break Points	14.3	13.3
Bench Points	23.7	34.7

GLOBAL PARTNERS



Cumulative Statistics

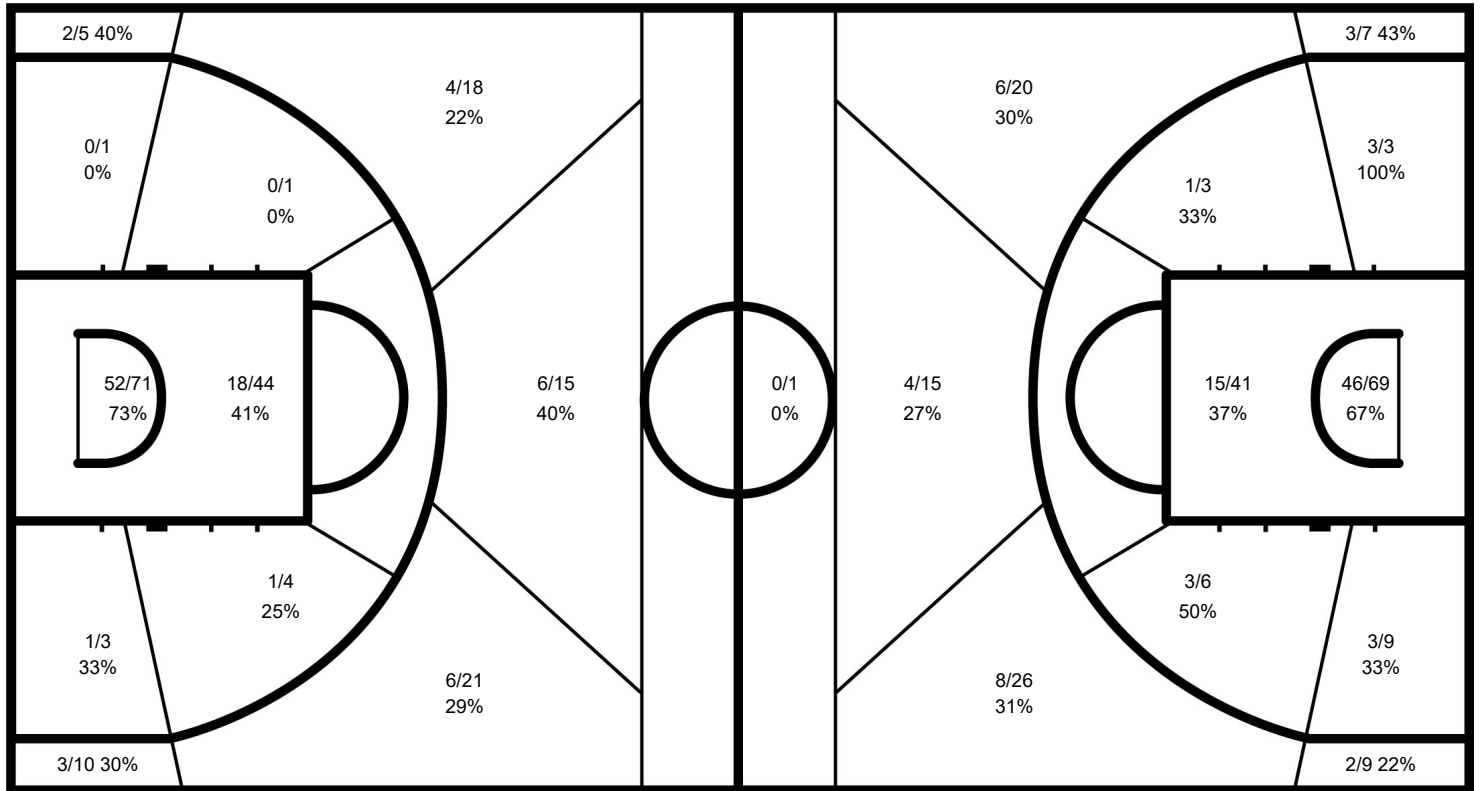
EGY - Egypt

After 3 games

Phase	EGY Played	Score		Field Goals		2 Points		3 Points		Free Throws		Rebounds			AS	TO	ST	BS	PF	FD
				M / A	%	M / A	%	M / A	%	M / A	%	OR	DR	TOT						
Group Phase - 1st Round - Group D	LTU	67-93	For	27/64	42	23/49	47	4/15	27	9/19	47	11	23	34	12	10	6	1	22	20
			Agn.	32/76	42	21/40	53	11/36	31	18/23	78	22	31	53	24	11	2	2	20	21
Group Phase - 1st Round - Group D	MNE	74-89	For	27/65	42	19/36	53	8/29	28	12/16	75	10	24	34	17	22	10	4	17	16
			Agn.	34/68	50	28/49	57	6/19	32	15/17	88	11	27	38	16	16	15	4	16	17
Group Phase - 1st Round - Group D	MEX	100-72	For	39/64	61	30/39	77	9/25	36	13/18	72	7	34	41	23	19	8	4	17	22
			Agn.	28/65	43	22/42	52	6/23	26	10/17	59	3	20	23	24	13	9	2	23	16

EGY - Egypt

Opponents



EGY

	M / A	%
Field Goals	93 / 193	48
2 Points	72 / 124	58
3 Points	21 / 69	30
Free Throws	34 / 53	64

Opponents

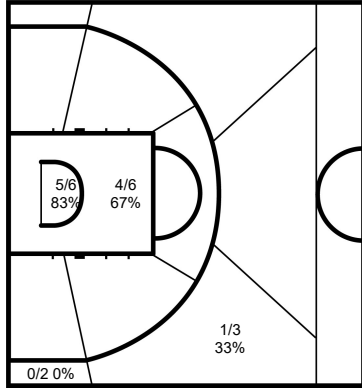
%	M / A	
45	94 / 209	Field Goals
54	71 / 131	2 Points
29	23 / 78	3 Points
75	43 / 57	Free Throws

GLOBAL PARTNERS



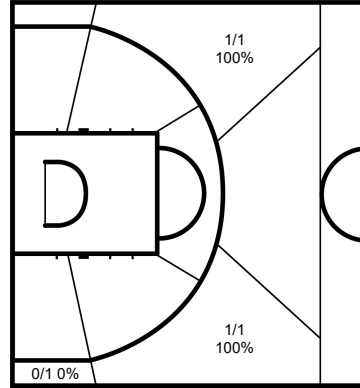
Cumulative Statistics
EGY - Egypt
 After 3 games

0 ZAHARAN Amr



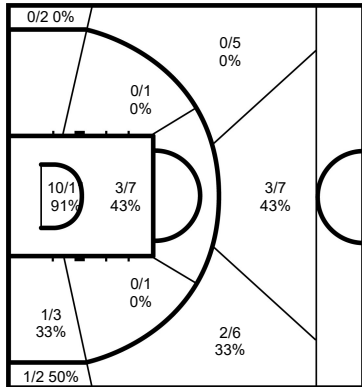
	M / A	%
Field Goals	10 / 17	59
2 Points	9 / 12	75
3 Points	1 / 5	20
Free Throws	1 / 2	50

1 ELGIZAWY Karim



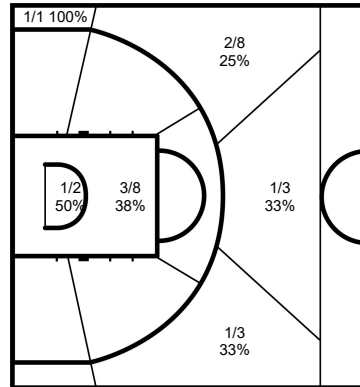
	M / A	%
Field Goals	2 / 3	67
2 Points		
3 Points	2 / 3	67
Free Throws		

4 AMIN Ehab



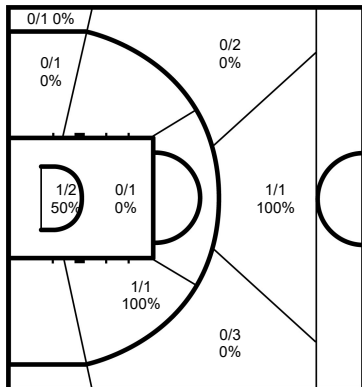
	M / A	%
Field Goals	20 / 45	44
2 Points	14 / 23	61
3 Points	6 / 22	27
Free Throws	12 / 14	86

5 EL GENDY Amr



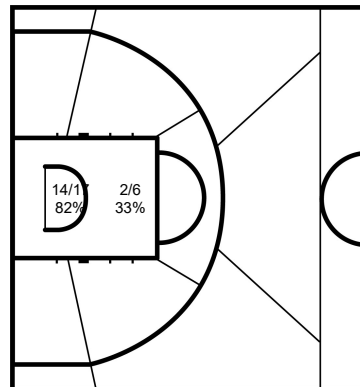
	M / A	%
Field Goals	9 / 25	36
2 Points	4 / 10	40
3 Points	5 / 15	33
Free Throws	3 / 5	60

7 MOUSSA Adam



	M / A	%
Field Goals	3 / 12	25
2 Points	2 / 5	40
3 Points	1 / 7	14
Free Throws		

10 MAHMOUD Anas



	M / A	%
Field Goals	16 / 23	70
2 Points	16 / 23	70
3 Points		
Free Throws	2 / 4	50

GLOBAL PARTNERS

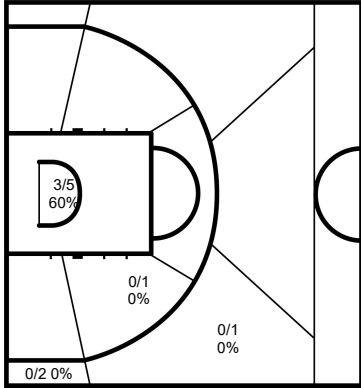


Cumulative Statistics

EGY - Egypt

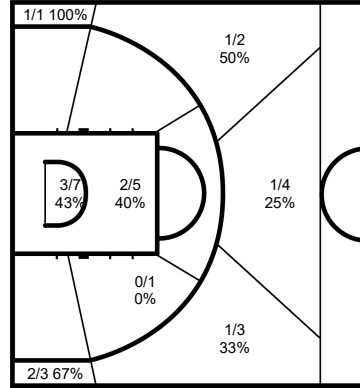
After 3 games

12 ABOUSHOUSA Youssef



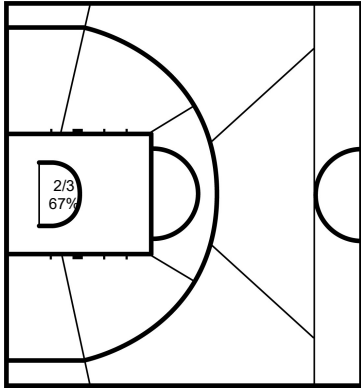
	M / A	%
Field Goals	3 / 9	33
2 Points	3 / 6	50
3 Points	0 / 3	0
Free Throws	1 / 2	50

15 GARDNER Patrick



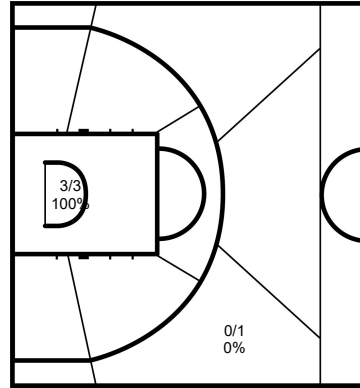
	M / A	%
Field Goals	11 / 26	42
2 Points	5 / 13	38
3 Points	6 / 13	46
Free Throws	7 / 10	70

28 ABDELGAWAD Khaled



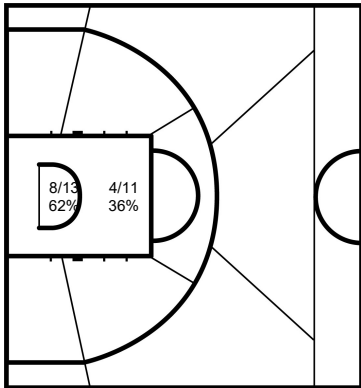
	M / A	%
Field Goals	2 / 3	67
2 Points	2 / 3	67
3 Points		
Free Throws	1 / 1	100

44 HUSSEIN Omar



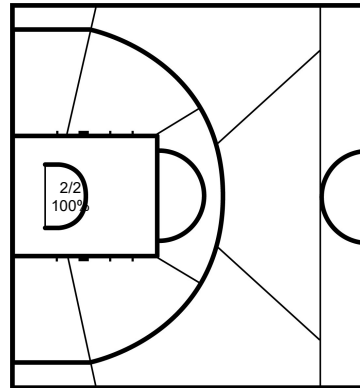
	M / A	%
Field Goals	3 / 4	75
2 Points	3 / 3	100
3 Points	0 / 1	0
Free Throws	1 / 1	100

50 MAREI Assem



	M / A	%
Field Goals	12 / 24	50
2 Points	12 / 24	50
3 Points		
Free Throws	6 / 14	43

55 ORABY Omar



	M / A	%
Field Goals	2 / 2	100
2 Points	2 / 2	100
3 Points		
Free Throws		

Legend:

%	Shooting Percentage	(C)	Captain	+/-	Plus-Minus	Agn.	Against	AS	Assists
BS	Blocked Shots	DR	Defensive Rebounds	FD	Fouls Drawn	GP	Games Played	M / A	Made / Attempts
MPG	Minutes Played per Game	No.	Uniform Number	OR	Offensive Rebounds	PF	Fouls	PPG	Points per Game
PTS	Points	ST	Steals	TO	Turnovers	TOT	Total Rebounds		

WORLD CUP.BASKETBALL

GLOBAL PARTNERS

