

Cumulative Statistics

LTU - Lithuania

After 3 games

Player Totals

No.	Name	GP	Time Played	Field Goals		2 Points		3 Points		Free Throws		Rebounds			AS	TO	ST	BS	PF	FD	+/-	PTS
				M/A	%	M/A	%	M/A	%	M/A	%	OR	DR	TOT								
2	NORMANTAS Margiris	3	55:50	7/11	64	4/5	80	3/6	50	4/6	67	1	2	3	9	4		1	3	6	31	21
8	SEDEKERSKIS Tadas	3	1:06:40	9/14	64	9/13	69	0/1	0	4/5	80	7	14	21	4	1		3	6	7	28	22
9	BRAZDEIKIS Ignas	3	1:04:17	12/25	48	8/18	44	4/7	57			3	11	14	7	2	1	1	8	5	49	28
12	MALDUNAS Gabrielius	3	14:26	3/3	100	3/3	100					2	3	5	3			1	3	1	29	6
13	JOKUBAITIS Rokas	3	1:14:32	14/28	50	10/21	48	4/7	57	4/4	100	4	9	13	16	8	2	1	2	6	46	36
17	VALANCIUNAS Jonas (C)	3	56:59	17/28	61	15/25	60	2/3	67	5/11	45	8	22	30	1	7		2	7	8	-3	41
19	KUZMINSKAS Mindaugas	3	53:07	13/21	62	8/11	73	5/10	50	7/9	78	3	13	16	8	3		3	5	5	32	38
20	MOTIEJUNAS Donatas	3	48:35	9/18	50	8/17	47	1/1	100	3/6	50	5	9	14	2	3	3	2	5	6	50	22
22	BENDZIUS Eimantas	3	47:05	7/18	39	3/4	75	4/14	29	4/5	80	1	4	5	3	4	1		7	3	47	22
31	KARINIAUSKAS Vaidas	3	37:29	4/8	50	3/4	75	1/4	25	4/4	100		5	5	4	3	2		7	3	33	13
33	DIMSA Tomas	3	59:50	7/18	39	5/5	100	2/13	15	6/6	100	1	3	4	5	3		1	3	4	33	22
91	SIRVYDIS Deividas	2	21:10	3/10	30			3/10	30			1	4	5	1			2	1	5	9	9
Team / Coach				6 3 9 1 1																		
Totals				105/202	52	76/126	60	29/76	38	41/56	73	42	102	144	63	39	9	15	59	55	76	280
Opponents				76/206	37	60/136	44	16/70	23	36/54	67	34	59	93	43	26	24	5	59	59	-76	204

Team Totals

	LTU	Opponents
Points from Turnovers	27	45
Points in the Paint	130 (65/106) 61%	112 (56/119) 47%
Second Chance Points	51	31
Fast Break Points	40	26
Bench Points	144	54

Player Averages

No.	Name	GP	MPG	Field Goals		2 Points		3 Points		Free Throws		Rebounds			AS	TO	ST	BS	PF	FD	+/-	PPG
				M/A	%	M/A	%	M/A	%	M/A	%	OR	DR	TOT								
2	NORMANTAS Margiris	3	18:36	2.3/3.7	64	1.3/1.7	80	1.0/2.0	50	1.3/2.0	67	0.3	0.7	1.0	3.0	1.3		0.3	1.0	2.0	10.3	7.0
8	SEDEKERSKIS Tadas	3	22:13	3.0/4.7	64	3.0/4.3	69	0.0/0.3	0	1.3/1.7	80	2.3	4.7	7.0	1.3	0.3		1.0	2.0	2.3	9.3	7.3
9	BRAZDEIKIS Ignas	3	21:25	4.0/8.3	48	2.7/6.0	44	1.3/2.3	57			1.0	3.7	4.7	2.3	0.7	0.3	0.3	2.7	1.7	16.3	9.3
12	MALDUNAS Gabrielius	3	4:48	1.0/1.0	100	1.0/1.0	100					0.7	1.0	1.7	1.0			0.3	1.0	0.3	9.7	2.0
13	JOKUBAITIS Rokas	3	24:50	4.7/9.3	50	3.3/7.0	48	1.3/2.3	57	1.3/1.3	100	1.3	3.0	4.3	5.3	2.7	0.7	0.3	0.7	2.0	15.3	12.0
17	VALANCIUNAS Jonas (C)	3	18:59	5.7/9.3	61	5.0/8.3	60	0.7/1.0	67	1.7/3.7	45	2.7	7.3	10.0	0.3	2.3		0.7	2.3	2.7	-1.0	13.7
19	KUZMINSKAS Mindaugas	3	17:42	4.3/7.0	62	2.7/3.7	73	1.7/3.3	50	2.3/3.0	78	1.0	4.3	5.3	2.7	1.0		1.0	1.7	1.7	10.7	12.7
20	MOTIEJUNAS Donatas	3	16:11	3.0/6.0	50	2.7/5.7	47	0.3/0.3	100	1.0/2.0	50	1.7	3.0	4.7	0.7	1.0	1.0	0.7	1.7	2.0	16.7	7.3
22	BENDZIUS Eimantas	3	15:41	2.3/6.0	39	1.0/1.3	75	1.3/4.7	29	1.3/1.7	80	0.3	1.3	1.7	1.0	1.3	0.3		2.3	1.0	15.7	7.3
31	KARINIAUSKAS Vaidas	3	12:29	1.3/2.7	50	1.0/1.3	75	0.3/1.3	25	1.3/1.3	100		1.7	1.7	1.3	1.0	0.7		2.3	1.0	11.0	4.3
33	DIMSA Tomas	3	19:56	2.3/6.0	39	1.7/1.7	100	0.7/4.3	15	2.0/2.0	100	0.3	1.0	1.3	1.7	1.0		0.3	1.0	1.3	11.0	7.3
91	SIRVYDIS Deividas	2	10:35	1.5/5.0	30			1.5/5.0	30			0.5	2.0	2.5	0.5				1.0	0.5	2.5	4.5
Team / Coach				2.0 1.0 3.0 0.3 1																		
Totals				35.0/67.3	52	25.3/42.0	60	9.7/25.3	38	13.7/18.7	73	14.0	34.0	48.0	21.0	13.0	3.0	5.0	19.7	18.3	25.3	93.3
Opponents				25.3/68.7	37	20.0/45.3	44	5.3/23.3	23	12.0/18.0	67	11.3	19.7	31.0	14.3	8.7	8.0	1.7	19.7	19.7	-25.3	68.0

Team Averages

	LTU	Opponents
Points from Turnovers	9.0	15.0
Points in the Paint	43.3	37.3
Second Chance Points	17.0	10.3
Fast Break Points	13.3	8.7
Bench Points	48.0	18.0

GLOBAL PARTNERS

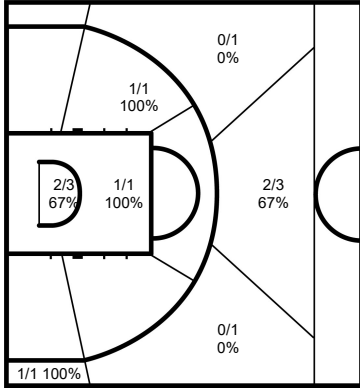


Cumulative Statistics

LTU - Lithuania

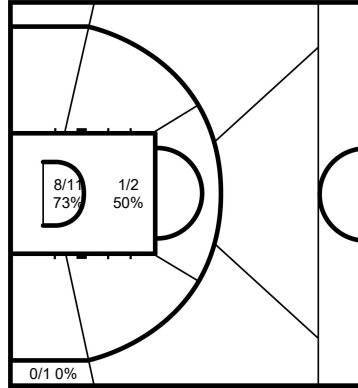
After 3 games

2 NORMANTAS Margiris



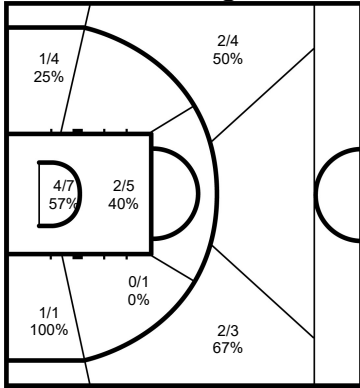
	M / A	%
Field Goals	7 / 11	64
2 Points	4 / 5	80
3 Points	3 / 6	50
Free Throws	4 / 6	67

8 SEDEKERSKIS Tadas



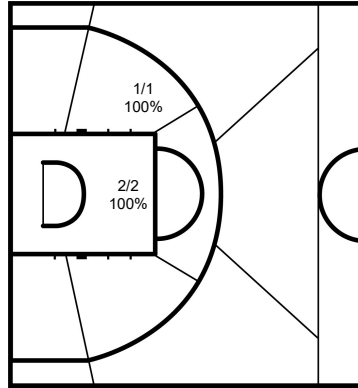
	M / A	%
Field Goals	9 / 14	64
2 Points	9 / 13	69
3 Points	0 / 1	0
Free Throws	4 / 5	80

9 BRAZDEIKIS Ignas



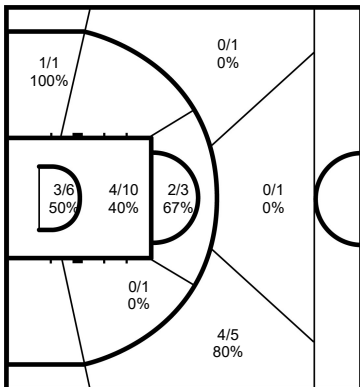
	M / A	%
Field Goals	12 / 25	48
2 Points	8 / 18	44
3 Points	4 / 7	57
Free Throws		

12 MALDUNAS Gabrielius



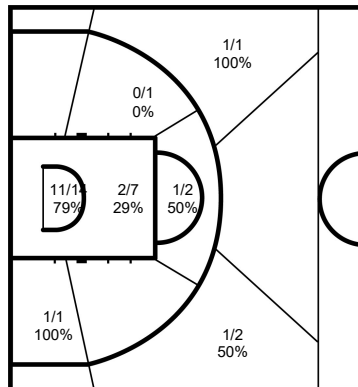
	M / A	%
Field Goals	3 / 3	100
2 Points	3 / 3	100
3 Points		
Free Throws		

13 JOKUBAITIS Rokas



	M / A	%
Field Goals	14 / 28	50
2 Points	10 / 21	48
3 Points	4 / 7	57
Free Throws	4 / 4	100

17 VALANCIUNAS Jonas



	M / A	%
Field Goals	17 / 28	61
2 Points	15 / 25	60
3 Points	2 / 3	67
Free Throws	5 / 11	45

GLOBAL PARTNERS

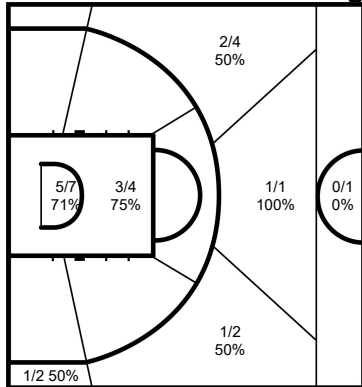


Cumulative Statistics

LTU - Lithuania

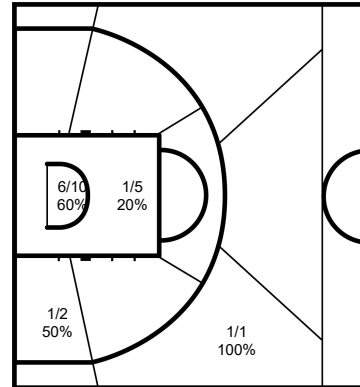
After 3 games

19 KUZMINSKAS Mindaugas



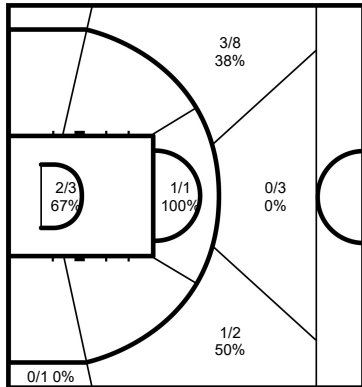
	M / A	%
Field Goals	13 / 21	62
2 Points	8 / 11	73
3 Points	5 / 10	50
Free Throws	7 / 9	78

20 MOTIEJUNAS Donatas



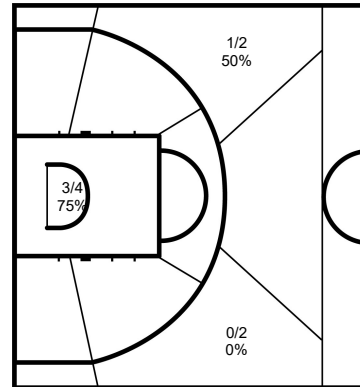
	M / A	%
Field Goals	9 / 18	50
2 Points	8 / 17	47
3 Points	1 / 1	100
Free Throws	3 / 6	50

22 BENDZIUS Eimantas



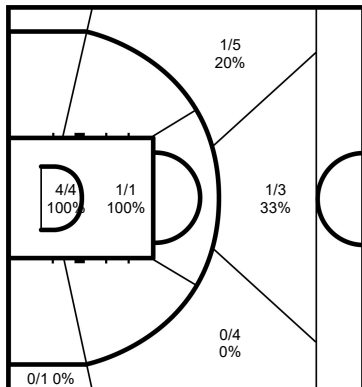
	M / A	%
Field Goals	7 / 18	39
2 Points	3 / 4	75
3 Points	4 / 14	29
Free Throws	4 / 5	80

31 KARINIAUSKAS Vaidas



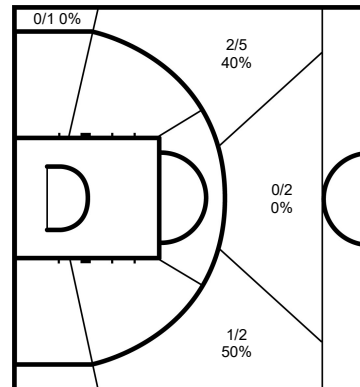
	M / A	%
Field Goals	4 / 8	50
2 Points	3 / 4	75
3 Points	1 / 4	25
Free Throws	4 / 4	100

33 DIMSA Tomas



	M / A	%
Field Goals	7 / 18	39
2 Points	5 / 5	100
3 Points	2 / 13	15
Free Throws	6 / 6	100

91 SIRVYDIS Deividas



	M / A	%
Field Goals	3 / 10	30
2 Points		
3 Points	3 / 10	30
Free Throws		

Legend:

%	Shooting Percentage	(C)	Captain	+/-	Plus-Minus	Agn.	Against	AS	Assists
BS	Blocked Shots	DR	Defensive Rebounds	FD	Fouls Drawn	GP	Games Played	M / A	Made / Attempts
MPG	Minutes Played per Game	No.	Uniform Number	OR	Offensive Rebounds	PF	Fouls	PPG	Points per Game
PTS	Points	ST	Steals	TO	Turnovers	TOT	Total Rebounds		

WORLD CUP.BASKETBALL

GLOBAL PARTNERS

