



## Cumulative Statistics

### AUS - Australia

#### After 3 games

#### Player Totals

No.	Name	GP	Time Played	Field Goals		2 Points		3 Points		Free Throws		Rebounds			AS	TO	ST	BS	PF	FD	+/-	PTS	
				M / A	%	M / A	%	M / A	%	M / A	%	OR	DR	TOT									
1	DANIELS Dyson	2	4:54	0/2	0	0/2	0					1	1	1		1			1	1	-2		
2	THYBULLE Matisse	3	48:41	2/7	29	2/3	67	0/4	0			2	2	1	1	2	2	7	2	22	4		
3	GIDDEY Josh	3	1:26:06	21/45	47	19/36	53	2/9	22	13/19	68	3	12	15	22	9	1		6	12	27	57	
4	GOULDING Chris	2	5:13	0/4	0	0/1	0	0/3	0									1		-3			
5	MILLS Patty (C)	3	1:33:54	24/49	49	18/30	60	6/19	32	3/3	100		16	16	17	6	6	1	6	5	60	57	
6	GREEN Josh	3	52:25	10/16	63	6/8	75	4/8	50	3/4	75	2	5	7	2	1	6		5	10	1	27	
7	INGLES Joe	3	58:34	6/15	40	2/3	67	4/12	33	7/8	88	1	11	12	7	2	1		4	6	21	23	
9	COOKS Xavier	3	58:33	19/29	66	19/29	66			4/7	57	13	10	23	4		3	5	4	6	24	42	
11	EXUM Dante	3	53:39	7/16	44	3/9	33	4/7	57	6/6	100	4	6	10	9	3		1	3	7	3	24	
14	WHITE Jack	3	25:05	4/5	80	3/4	75	1/1	100			1	4	5	1	4	1		1	1	17	9	
15	KAY Nick	3	1:06:49	9/16	56	7/10	70	2/6	33	2/2	100	4	3	7	5	3	1		8	2	21	22	
26	REATH Duop	3	46:07	11/12	92	9/9	100	2/3	67			6	5	11	3	2	3	5	8	3	24	24	
Team / Coach				4 4 8 1																			
<b>Totals</b>				113/216	52	88/144	61	25/72	35	38/49	78	38	79	117	72	32	25	14	53	55	43	289	
<b>Opponents</b>				91/196	46	64/107	60	27/89	30	37/47	79	29	65	94	57	47	19	8	55	53	-43	246	

#### Team Totals

	AUS	Opponents
Points from Turnovers	53	39
Points in the Paint	154 (77/118) 65%	108 (54/83) 65%
Second Chance Points	48	26
Fast Break Points	46	29
Bench Points	110	73

#### Player Averages

No.	Name	GP	MPG	Field Goals		2 Points		3 Points		Free Throws		Rebounds			AS	TO	ST	BS	PF	FD	+/-	PPG	
				M / A	%	M / A	%	M / A	%	M / A	%	OR	DR	TOT									
1	DANIELS Dyson	2	2:27	0.0/1.0	0	0.0/1.0	0					0.5	0.5			0.5			0.5	-1.0			
2	THYBULLE Matisse	3	16:13	0.7/2.3	29	0.7/1.0	67	0.0/1.3	0			0.7	0.7	0.3	0.3	0.7	0.7	2.3	0.7	7.3	1.3		
3	GIDDEY Josh	3	28:42	7.0/15.0	47	6.3/12.0	53	0.7/3.0	22	4.3/6.3	68	1.0	4.0	5.0	7.3	3.0	0.3		2.0	4.0	9.0	19.0	
4	GOULDING Chris	2	2:36	0.0/2.0	0	0.0/0.5	0	0.0/1.5	0									0.5		-1.5			
5	MILLS Patty (C)	3	31:18	8.0/16.3	49	6.0/10.0	60	2.0/6.3	32	1.0/1.0	100		5.3	5.3	5.7	2.0	2.0	0.3	2.0	1.7	20.0	19.0	
6	GREEN Josh	3	17:28	3.3/5.3	63	2.0/2.7	75	1.3/2.7	50	1.0/1.3	75	0.7	1.7	2.3	0.7	0.3	2.0		1.7	3.3	0.3	9.0	
7	INGLES Joe	3	19:31	2.0/5.0	40	0.7/1.0	67	1.3/4.0	33	2.3/2.7	88	0.3	3.7	4.0	2.3	0.7	0.3		1.3	2.0	7.0	7.7	
9	COOKS Xavier	3	19:31	6.3/9.7	66	6.3/9.7	66			1.3/2.3	57	4.3	3.3	7.7	1.3		1.0	1.7	1.3	2.0	8.0	14.0	
11	EXUM Dante	3	17:53	2.3/5.3	44	1.0/3.0	33	1.3/2.3	57	2.0/2.0	100	1.3	2.0	3.3	3.0	1.0		0.3	1.0	2.3	1.0	8.0	
14	WHITE Jack	3	8:21	1.3/1.7	80	1.0/1.3	75	0.3/0.3	100			0.3	1.3	1.7	0.3	1.3	0.3		0.3	0.3	5.7	3.0	
15	KAY Nick	3	22:16	3.0/5.3	56	2.3/3.3	70	0.7/2.0	33	0.7/0.7	100	1.3	1.0	2.3	1.7	1.0	0.3		2.7	0.7	7.0	7.3	
26	REATH Duop	3	15:22	3.7/4.0	92	3.0/3.0	100	0.7/1.0	67			2.0	1.7	3.7	1.0	0.7	1.0	1.7	2.7	1.0	8.0	8.0	
Team / Coach				1.3 1.3 2.7 0.3																			
<b>Totals</b>				37.7/72.0	52	29.3/48.0	61	8.3/24.0	35	12.7/16.3	78	12.7	26.3	39.0	24.0	10.7	8.3	4.7	17.7	18.3	14.3	96.3	
<b>Opponents</b>				30.3/65.3	46	21.3/35.7	60	9.0/29.7	30	12.3/15.7	79	9.7	21.7	31.3	19.0	15.7	6.3	2.7	18.3	17.7	-14.3	82.0	

#### Team Averages

	AUS	Opponents
Points from Turnovers	17.7	13.0
Points in the Paint	51.3	36.0
Second Chance Points	16.0	8.7
Fast Break Points	15.3	9.7
Bench Points	36.7	24.3

#### GLOBAL PARTNERS



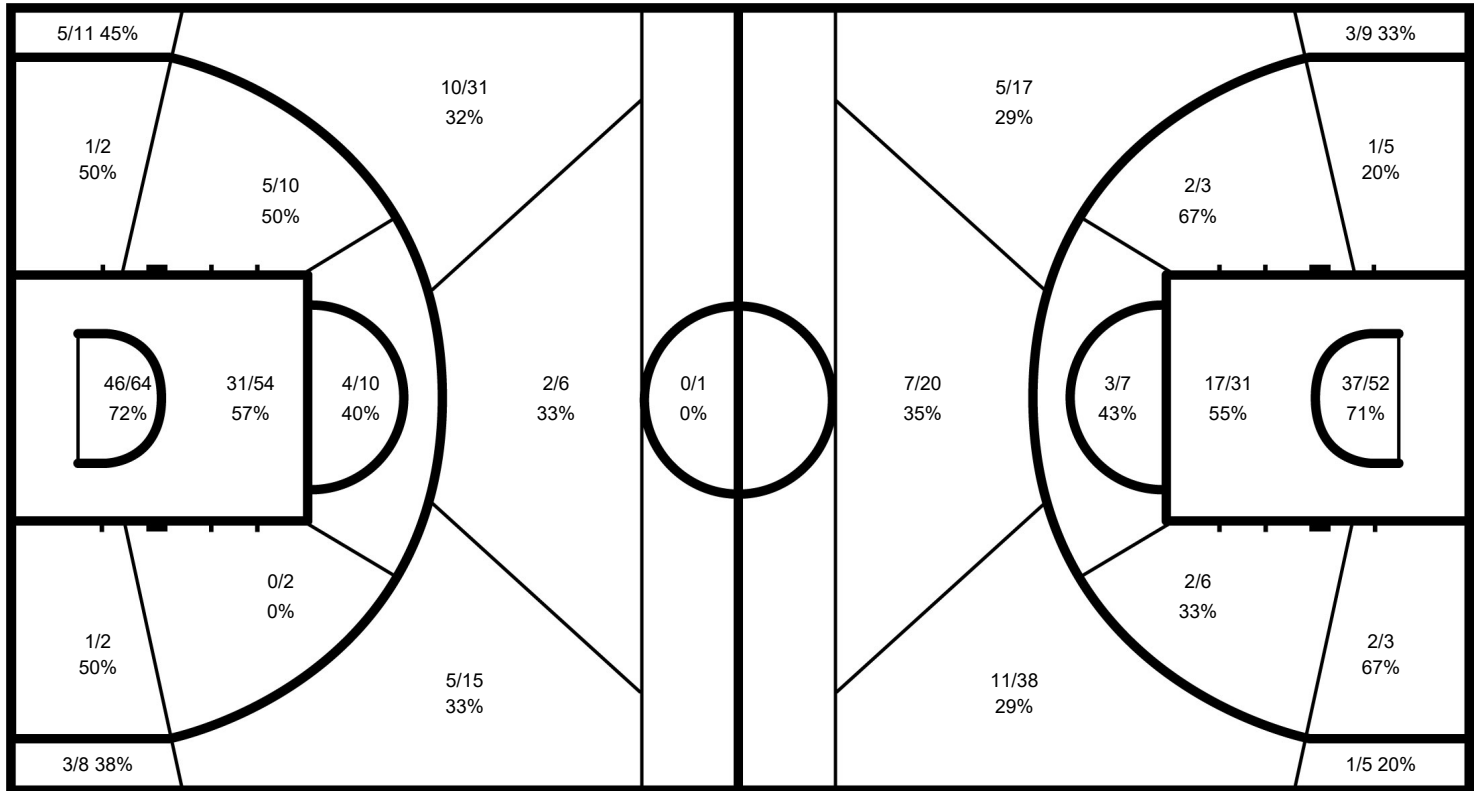


## Cumulative Statistics AUS - Australia After 3 games

Phase	AUS Played	Score		Field Goals		2 Points		3 Points		Free Throws		Rebounds			AS	TO	ST	BS	PF	FD
				M / A	%	M / A	%	M / A	%	M / A	%	OR	DR	TOT						
Group Phase - 1st Round - Group E	FIN	98-72	For	37/73	51	29/47	62	8/26	31	16/17	94	11	30	41	23	12	12	4	23	21
			Agn.	27/66	41	21/40	53	6/26	23	12/16	75	11	23	34	17	19	6	3	21	23
Group Phase - 1st Round - Group E	GER	82-85	For	32/59	54	23/40	58	9/19	47	9/16	56	8	24	32	18	13	4	3	16	19
			Agn.	31/61	51	20/31	65	11/30	37	12/15	80	6	21	27	18	13	9	3	19	16
Group Phase - 1st Round - Group E	JPN	109-89	For	44/84	52	36/57	63	8/27	30	13/16	81	19	25	44	31	7	9	7	14	15
			Agn.	33/69	48	23/36	64	10/33	30	13/16	81	12	21	33	22	15	4	2	15	14

### AUS - Australia

### Opponents



#### AUS

	M / A	%
Field Goals	113 / 216	52
2 Points	88 / 144	61
3 Points	25 / 72	35
Free Throws	38 / 49	78

#### Opponents

%	M / A	
46	91 / 196	Field Goals
60	64 / 107	2 Points
30	27 / 89	3 Points
79	37 / 47	Free Throws

#### GLOBAL PARTNERS

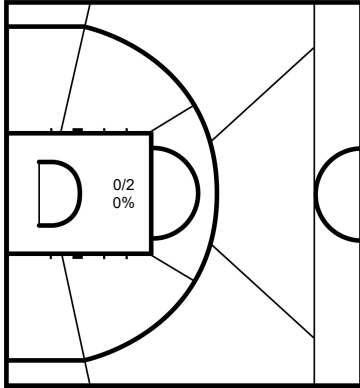


## Cumulative Statistics

AUS - Australia

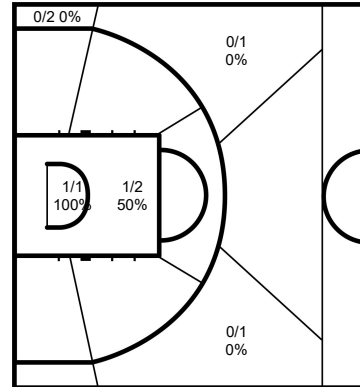
After 3 games

### 1 DANIELS Dyson



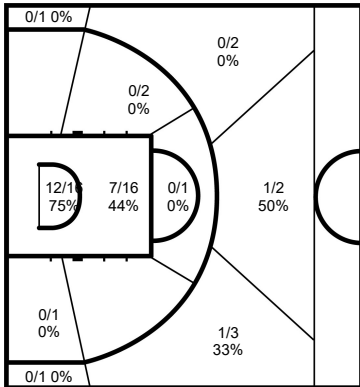
	M / A	%
Field Goals	0 / 2	0
2 Points	0 / 2	0
3 Points		
Free Throws		

### 2 THYBULLE Matisse



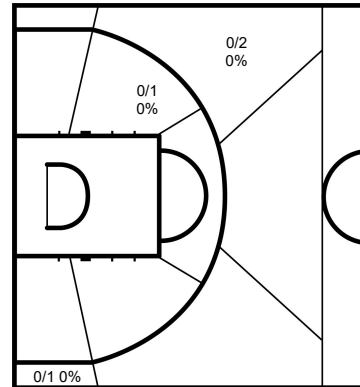
	M / A	%
Field Goals	2 / 7	29
2 Points	2 / 3	67
3 Points	0 / 4	0
Free Throws		

### 3 GIDDEY Josh



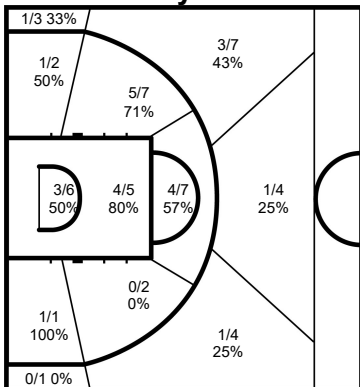
	M / A	%
Field Goals	21 / 45	47
2 Points	19 / 36	53
3 Points	2 / 9	22
Free Throws	13 / 19	68

### 4 GOULDING Chris



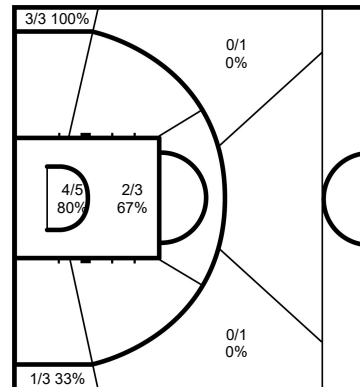
	M / A	%
Field Goals	0 / 4	0
2 Points	0 / 1	0
3 Points	0 / 3	0
Free Throws		

### 5 MILLS Patty



	M / A	%
Field Goals	24 / 49	49
2 Points	18 / 30	60
3 Points	6 / 19	32
Free Throws	3 / 3	100

### 6 GREEN Josh



	M / A	%
Field Goals	10 / 16	63
2 Points	6 / 8	75
3 Points	4 / 8	50
Free Throws	3 / 4	75

### GLOBAL PARTNERS

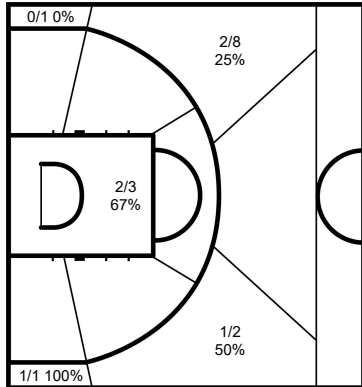


## Cumulative Statistics

AUS - Australia

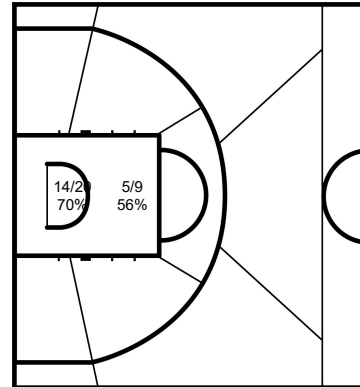
After 3 games

### 7 INGLES Joe



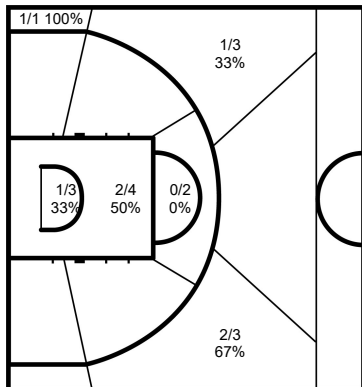
	M / A	%
Field Goals	6 / 15	40
2 Points	2 / 3	67
3 Points	4 / 12	33
Free Throws	7 / 8	88

### 9 COOKS Xavier



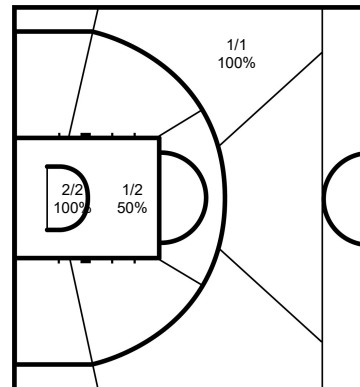
	M / A	%
Field Goals	19 / 29	66
2 Points	19 / 29	66
3 Points		
Free Throws	4 / 7	57

### 11 EXUM Dante



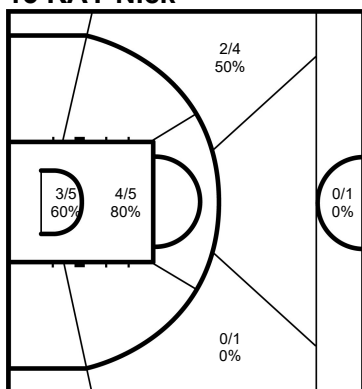
	M / A	%
Field Goals	7 / 16	44
2 Points	3 / 9	33
3 Points	4 / 7	57
Free Throws	6 / 6	100

### 14 WHITE Jack



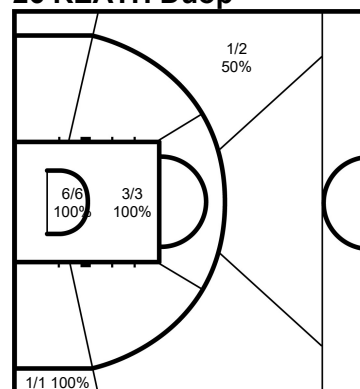
	M / A	%
Field Goals	4 / 5	80
2 Points	3 / 4	75
3 Points	1 / 1	100
Free Throws		

### 15 KAY Nick



	M / A	%
Field Goals	9 / 16	56
2 Points	7 / 10	70
3 Points	2 / 6	33
Free Throws	2 / 2	100

### 26 REATH Duop



	M / A	%
Field Goals	11 / 12	92
2 Points	9 / 9	100
3 Points	2 / 3	67
Free Throws		

#### Legend:

%	Shooting Percentage	(C)	Captain	+/-	Plus-Minus	Agn.	Against	AS	Assists
BS	Blocked Shots	DR	Defensive Rebounds	FD	Fouls Drawn	GP	Games Played	M / A	Made / Attempts
MPG	Minutes Played per Game	No.	Uniform Number	OR	Offensive Rebounds	PF	Fouls	PPG	Points per Game
PTS	Points	ST	Steals	TO	Turnovers	TOT	Total Rebounds		

WORLD CUP.BASKETBALL

#### GLOBAL PARTNERS

