

Cumulative Statistics

LBN - Lebanon

After 3 games

Player Totals

No.	Name	GP	Time Played	Field Goals		2 Points		3 Points		Free Throws		Rebounds			AS	TO	ST	BS	PF	FD	+/-	PTS
				M / A	%	M / A	%	M / A	%	M / A	%	OR	DR	TOT								
00	ALKHOURY Mark	1	2:54												1							3
4	SPELLMAN Omari Rasulala	3	1:24:22	16/33	48	10/20	50	6/13	46	6/7	86	5	3	8	2	3	1		4	7	-65	44
5	SAOUD Amir	2	36:17	4/9	44	2/5	40	2/4	50	2/3	67	1	2	3	3	7	2		5	2	-45	12
6	KHALIL Jad	2	12:45	1/4	25	1/2	50	0/2	0						1							4
7	ZEINOUN Karim	3	57:21	9/13	69	5/8	63	4/5	80			3	6	9	6	5	4		8	1	-28	22
9	EL DARWICH Sergio	3	1:25:46	17/33	52	15/26	58	2/7	29			2	9	11	7	5	4	1	8		-78	36
10	MANSOUR Ali	3	18:41	2/5	40	2/4	50	0/1	0	1/1	100	1	3	4	1	4			4	1	-19	5
11	HAIDAR Ali (C)	3	1:16:26	13/28	46	11/24	46	2/4	50	2/4	50	8	4	12	3	7	4	2	6	7	-76	30
14	EZZEDINE Karim Raphael	3	36:38	1/10	10	1/6	17	0/4	0	1/2	50	1	4	5	1	2	3		6	3	-44	3
20	ARAKJI Wael	3	1:39:19	19/35	54	17/24	71	2/11	18	11/14	79	1	7	8	17	8	2		3	15	-74	51
24	GYOKCHYAN Hayk	3	49:58	5/14	36	2/2	100	3/12	25					2	2	5	5	4	7	3	-30	13
25	MEZHER Ali	3	39:33	1/2	50	1/2	50			2/2	100	2	3	5	3	4	1		6	1	-48	4
Team / Coach				7 3 10 4																		
Totals				88/186	47	67/123	54	21/63	33	25/33	76	31	46	77	50	54	25	3	57	40	-100	222
Opponents				122/205	60	77/107	72	45/98	46	33/45	73	39	67	106	101	36	29	8	40	57	100	322

Team Totals

	LBN	Opponents
Points from Turnovers	45	92
Points in the Paint	126 (63/101) 62%	130 (65/89) 73%
Second Chance Points	18	44
Fast Break Points	27	58
Bench Points	50	156

Player Averages

No.	Name	GP	MPG	Field Goals		2 Points		3 Points		Free Throws		Rebounds			AS	TO	ST	BS	PF	FD	+/-	PPG
				M / A	%	M / A	%	M / A	%	M / A	%	OR	DR	TOT								
00	ALKHOURY Mark	1	2:54												1.0							3.0
4	SPELLMAN Omari Rasulala	3	28:07	5.3/11.0	48	3.3/6.7	50	2.0/4.3	46	2.0/2.3	86	1.7	1.0	2.7	0.7	1.0	0.3		1.3	2.3	-21.7	14.7
5	SAOUD Amir	2	18:08	2.0/4.5	44	1.0/2.5	40	1.0/2.0	50	1.0/1.5	67	0.5	1.0	1.5	1.5	3.5	1.0		2.5	1.0	-22.5	6.0
6	KHALIL Jad	2	6:22	0.5/2.0	25	0.5/1.0	50	0.0/1.0	0						0.5							2.0
7	ZEINOUN Karim	3	19:07	3.0/4.3	69	1.7/2.7	63	1.3/1.7	80			1.0	2.0	3.0	2.0	1.7	1.3		2.7	0.3	-9.3	7.3
9	EL DARWICH Sergio	3	28:35	5.7/11.0	52	5.0/8.7	58	0.7/2.3	29			0.7	3.0	3.7	2.3	1.7	1.3	0.3	2.7		-26.0	12.0
10	MANSOUR Ali	3	6:13	0.7/1.7	40	0.7/1.3	50	0.0/0.3	0	0.3/0.3	100	0.3	1.0	1.3	0.3	1.3			1.3	0.3	-6.3	1.7
11	HAIDAR Ali (C)	3	25:28	4.3/9.3	46	3.7/8.0	46	0.7/1.3	50	0.7/1.3	50	2.7	1.3	4.0	1.0	2.3	1.3	0.7	2.0	2.3	-25.3	10.0
14	EZZEDINE Karim Raphael	3	12:12	0.3/3.3	10	0.3/2.0	17	0.0/1.3	0	0.3/0.7	50	0.3	1.3	1.7	0.3	0.7	1.0		2.0	1.0	-14.7	1.0
20	ARAKJI Wael	3	33:06	6.3/11.7	54	5.7/8.0	71	0.7/3.7	18	3.7/4.7	79	0.3	2.3	2.7	5.7	2.7	0.7		1.0	5.0	-24.7	17.0
24	GYOKCHYAN Hayk	3	16:39	1.7/4.7	36	0.7/0.7	100	1.0/4.0	25					0.7	0.7	1.7	1.3		2.3	1.0	-10.0	4.3
25	MEZHER Ali	3	13:11	0.3/0.7	50	0.3/0.7	50			0.7/0.7	100	0.7	1.0	1.7	1.0	1.3	0.3		2.0	0.3	-16.0	1.3
Team / Coach				2.3 1.0 3.3 1.3																		
Totals				29.3/62.0	47	22.3/41.0	54	7.0/21.0	33	8.3/11.0	76	10.3	15.3	25.7	16.7	18.0	8.3	1.0	19.0	13.3	-33.3	74.0
Opponents				40.7/68.3	60	25.7/35.7	72	15.0/32.7	46	11.0/15.0	73	13.0	22.3	35.3	33.7	12.0	9.7	2.7	13.3	19.0	33.3	107.3

Team Averages

	LBN	Opponents
Points from Turnovers	15.0	30.7
Points in the Paint	42.0	43.3
Second Chance Points	6.0	14.7
Fast Break Points	9.0	19.3
Bench Points	16.7	52.0

GLOBAL PARTNERS



Cumulative Statistics

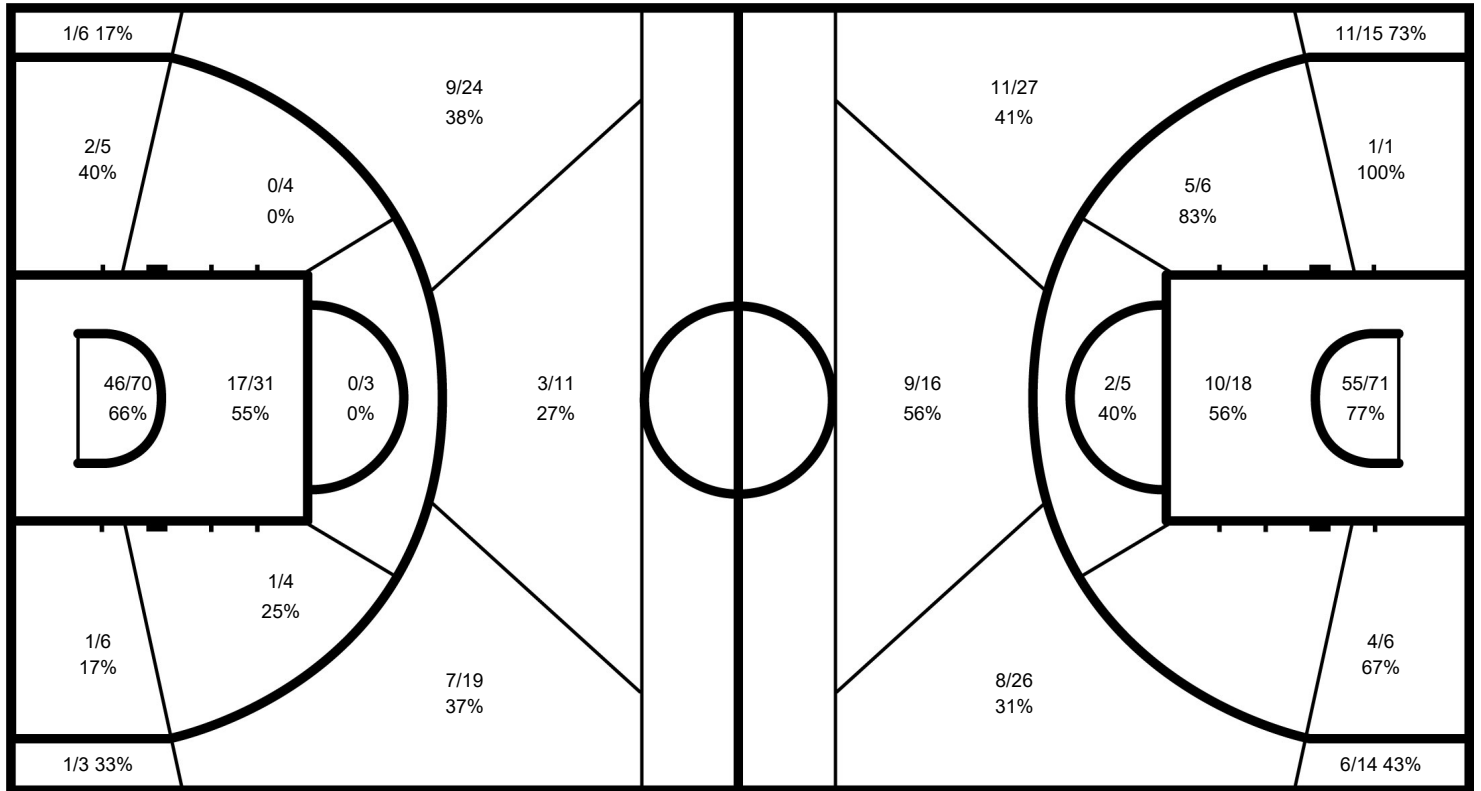
LBN - Lebanon

After 3 games

Phase	LBN Played	Score		Field Goals		2 Points		3 Points		Free Throws		Rebounds			AS	TO	ST	BS	PF	FD
				M / A	%	M / A	%	M / A	%	M / A	%	OR	DR	TOT						
Group Phase - 1st Round - Group H	LAT	70-109	For	27/61	44	20/37	54	7/24	29	9/11	82	10	17	27	16	14	3		16	13
			Agn.	42/71	59	24/36	67	18/35	51	7/11	64	11	23	34	34	5	6	1	13	16
Group Phase - 1st Round - Group H	CAN	73-128	For	30/62	48	22/43	51	8/19	42	5/5	100	8	10	18	19	22	12	1	18	11
			Agn.	50/70	71	32/40	80	18/30	60	10/14	71	12	24	36	44	15	13	1	11	18
Group Phase - 1st Round - Group H	FRA	79-85	For	31/63	49	25/43	58	6/20	30	11/17	65	13	19	32	15	18	10	2	23	16
			Agn.	30/64	47	21/31	68	9/33	27	16/20	80	16	20	36	23	16	10	6	16	23

LBN - Lebanon

Opponents



LBN

	M / A	%
Field Goals	88 / 186	47
2 Points	67 / 123	54
3 Points	21 / 63	33
Free Throws	25 / 33	76

Opponents

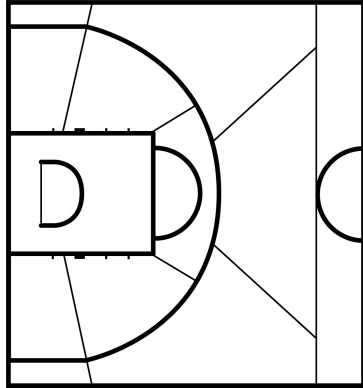
%	M / A	
60	122 / 205	Field Goals
72	77 / 107	2 Points
46	45 / 98	3 Points
73	33 / 45	Free Throws

GLOBAL PARTNERS



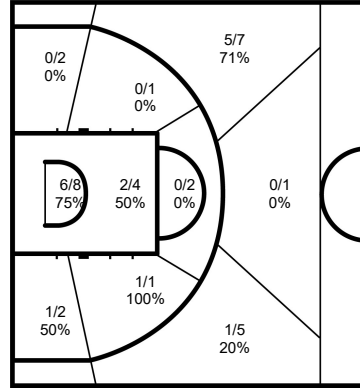
Cumulative Statistics
LBN - Lebanon
After 3 games

00 ALKHOURY Mark



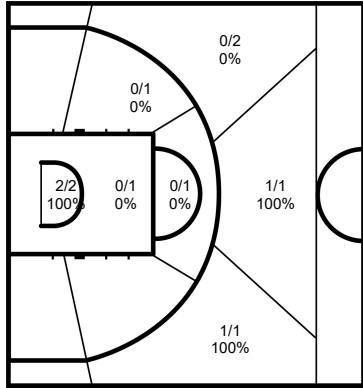
	M / A	%
Field Goals		
2 Points		
3 Points		
Free Throws		

4 SPELLMAN Omari Rasulala



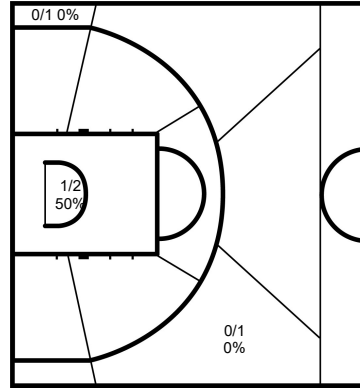
	M / A	%
Field Goals	16 / 33	48
2 Points	10 / 20	50
3 Points	6 / 13	46
Free Throws	6 / 7	86

5 SAOUD Amir



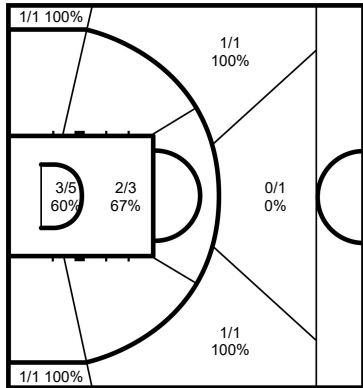
	M / A	%
Field Goals	4 / 9	44
2 Points	2 / 5	40
3 Points	2 / 4	50
Free Throws	2 / 3	67

6 KHALIL Jad



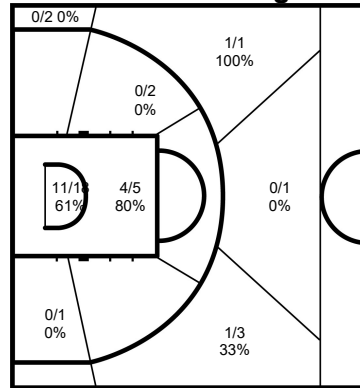
	M / A	%
Field Goals	1 / 4	25
2 Points	1 / 2	50
3 Points	0 / 2	0
Free Throws		

7 ZEINOUN Karim



	M / A	%
Field Goals	9 / 13	69
2 Points	5 / 8	63
3 Points	4 / 5	80
Free Throws		

9 EL DARWICH Sergio



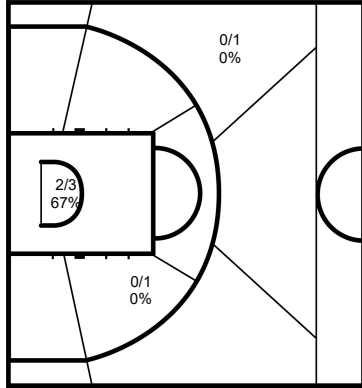
	M / A	%
Field Goals	17 / 33	52
2 Points	15 / 26	58
3 Points	2 / 7	29
Free Throws		

GLOBAL PARTNERS



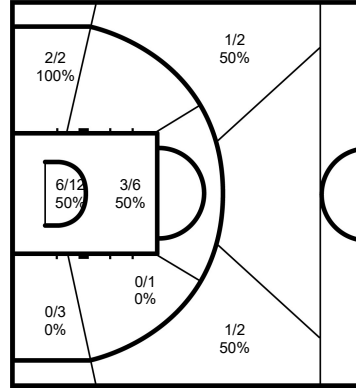
Cumulative Statistics
LBN - Lebanon
After 3 games

10 MANSOUR Aii



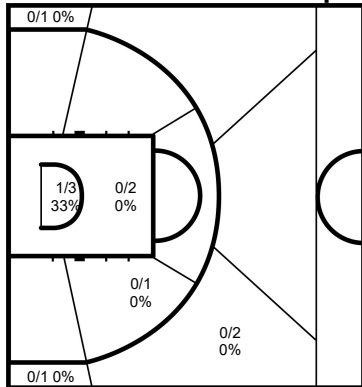
	M / A	%
Field Goals	2 / 5	40
2 Points	2 / 4	50
3 Points	0 / 1	0
Free Throws	1 / 1	100

11 HAIDAR Aii



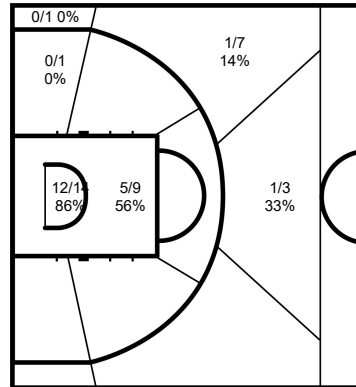
	M / A	%
Field Goals	13 / 28	46
2 Points	11 / 24	46
3 Points	2 / 4	50
Free Throws	2 / 4	50

14 EZZEDINE Karim Raphael



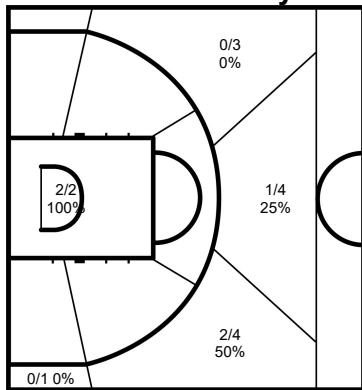
	M / A	%
Field Goals	1 / 10	10
2 Points	1 / 6	17
3 Points	0 / 4	0
Free Throws	1 / 2	50

20 ARAKJI Wael



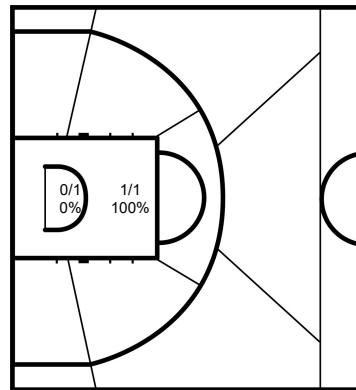
	M / A	%
Field Goals	19 / 35	54
2 Points	17 / 24	71
3 Points	2 / 11	18
Free Throws	11 / 14	79

24 GYOKCHYAN Hayk



	M / A	%
Field Goals	5 / 14	36
2 Points	2 / 2	100
3 Points	3 / 12	25
Free Throws		

25 MEZHER Ali



	M / A	%
Field Goals	1 / 2	50
2 Points	1 / 2	50
3 Points		
Free Throws	2 / 2	100

Legend:			
%	Shooting Percentage	(C)	Captain
BS	Blocked Shots	DR	Defensive Rebounds
MPG	Minutes Played per Game	No.	Uniform Number
PTS	Points	ST	Steals
+/-	Plus-Minus	FD	Fouls Drawn
OR	Offensive Rebounds	PF	Fouls
TOT	Total Rebounds	Agn.	Against
		GP	Games Played
		AS	Assists
		M / A	Made / Attempts
		PPG	Points per Game

GLOBAL PARTNERS

