



## Cumulative Statistics

CHN - China

After 3 games

Player Totals

No.	Name	GP	Time Played	Field Goals		2 Points		3 Points		Free Throws		Rebounds			AS	TO	ST	BS	PF	FD	+/-	PTS
				M/A	%	M/A	%	M/A	%	M/A	%	OR	DR	TOT								
1	LI Kaier	3	1:29:17	12/30	40	11/26	42	1/4	25	6/12	50	3	9	12	8	4	3	2	10	7	-65	31
3	HU Mingxuan	3	57:24	6/18	33	3/7	43	3/11	27	2/4	50	1	6	7	7	3	2		7	6	-38	17
4	ZHAO Jiwei	3	1:05:17	7/21	33	1/6	17	6/15	40	2/2	100		2	2	15	8	2		6	4	-49	22
8	ZHAO Rui	3	1:17:44	15/29	52	9/17	53	6/12	50	10/12	83	1	2	3	4	3	2		7	8	-42	46
10	ZHOU Peng (C)	3	59:15	7/15	47	2/6	33	5/9	56				7	7	1	4			8	1	-21	19
14	WANG Zhelin	3	37:22	4/10	40	4/9	44	0/1	0	3/8	38	7	5	12	2	6			7	5	-52	11
15	ZHOU Qi	3	1:09:14	11/16	69	11/12	92	0/4	0	8/12	67	3	10	13	7	5	1	5	6	12	-30	30
19	CUI Yongxi	3	34:31	5/10	50	4/7	57	1/3	33	2/3	67		7	7	4		1	1	4	2	-21	13
21	HU Jinqiu	2	12:23	3/3	100	3/3	100			1/1	100		3	3	2	1	1		2	1	1	7
26	ZHU Junlong	2	9:08	0/2	0			0/2	0				2	2	1	1			2		-17	
27	FU Hao	2	28:19	6/12	50	5/7	71	1/5	20			1	3	4					2		-19	13
77	ZHANG Zhenlin	3	1:00:06	4/14	29	1/3	33	3/11	27	1/1	100		3	3	2	6	3	2	6	2	-47	12
Team / Coach				8 8 16 4 1																		
<b>Totals</b>				80/180	44	54/103	52	26/77	34	35/55	64	24	67	91	53	45	14	10	68	48	-80	221
<b>Opponents</b>				101/190	53	57/98	58	44/92	48	55/76	72	29	80	109	69	29	25	9	49	67	80	301

### Team Totals

	CHN	Opponents
Points from Turnovers	28	66
Points in the Paint	86 (43/82) 52%	96 (48/76) 63%
Second Chance Points	19	36
Fast Break Points	19	53
Bench Points	80	124

### Player Averages

No.	Name	GP	MPG	Field Goals		2 Points		3 Points		Free Throws		Rebounds			AS	TO	ST	BS	PF	FD	+/-	PPG
				M/A	%	M/A	%	M/A	%	M/A	%	OR	DR	TOT								
1	LI Kaier	3	29:45	4.0/10.0	40	3.7/8.7	42	0.3/1.3	25	2.0/4.0	50	1.0	3.0	4.0	2.7	1.3	1.0	0.7	3.3	2.3	-21.7	10.3
3	HU Mingxuan	3	19:08	2.0/6.0	33	1.0/2.3	43	1.0/3.7	27	0.7/1.3	50	0.3	2.0	2.3	2.3	1.0	0.7		2.3	2.0	-12.7	5.7
4	ZHAO Jiwei	3	21:45	2.3/7.0	33	0.3/2.0	17	2.0/5.0	40	0.7/0.7	100		0.7	0.7	5.0	2.7	0.7		2.0	1.3	-16.3	7.3
8	ZHAO Rui	3	25:54	5.0/9.7	52	3.0/5.7	53	2.0/4.0	50	3.3/4.0	83	0.3	0.7	1.0	1.3	1.0	0.7		2.3	2.7	-14.0	15.3
10	ZHOU Peng (C)	3	19:45	2.3/5.0	47	0.7/2.0	33	1.7/3.0	56				2.3	2.3	0.3	1.3			2.7	0.3	-7.0	6.3
14	WANG Zhelin	3	12:27	1.3/3.3	40	1.3/3.0	44	0.0/0.3	0	1.0/2.7	38	2.3	1.7	4.0	0.7	2.0			2.3	1.7	-17.3	3.7
15	ZHOU Qi	3	23:04	3.7/5.3	69	3.7/4.0	92	0.0/1.3	0	2.7/4.0	67	1.0	3.3	4.3	2.3	1.7	0.3	1.7	2.0	4.0	-10.0	10.0
19	CUI Yongxi	3	11:30	1.7/3.3	50	1.3/2.3	57	0.3/1.0	33	0.7/1.0	67		2.3	2.3	1.3		0.3	0.3	1.3	0.7	-7.0	4.3
21	HU Jinqiu	2	6:11	1.5/1.5	100	1.5/1.5	100			0.5/0.5	100		1.5	1.5	1.0	0.5			1.0	0.5	0.5	3.5
26	ZHU Junlong	2	4:34	0.0/1.0	0			0.0/1.0	0				1.0	1.0	0.5	0.5			1.0		-8.5	
27	FU Hao	2	14:09	3.0/6.0	50	2.5/3.5	71	0.5/2.5	20			0.5	1.5	2.0					1.0		-9.5	6.5
77	ZHANG Zhenlin	3	20:02	1.3/4.7	29	0.3/1.0	33	1.0/3.7	27	0.3/0.3	100		1.0	1.0	0.7	2.0	1.0	0.7	2.0	0.7	-15.7	4.0
Team / Coach				2.7 2.7 5.3 1.3 1																		
<b>Totals</b>				26.7/60.0	44	18.0/34.3	52	8.7/25.7	34	11.7/18.3	64	8.0	22.3	30.3	17.7	15.0	4.7	3.3	22.7	16.0	-26.7	73.7
<b>Opponents</b>				33.7/63.3	53	19.0/32.7	58	14.7/30.7	48	18.3/25.3	72	9.7	26.7	36.3	23.0	9.7	8.3	3.0	16.3	22.3	26.7	100.3

### Team Averages

	CHN	Opponents
Points from Turnovers	9.3	22.0
Points in the Paint	28.7	32.0
Second Chance Points	6.3	12.0
Fast Break Points	6.3	17.7
Bench Points	26.7	41.3

### GLOBAL PARTNERS



## Cumulative Statistics

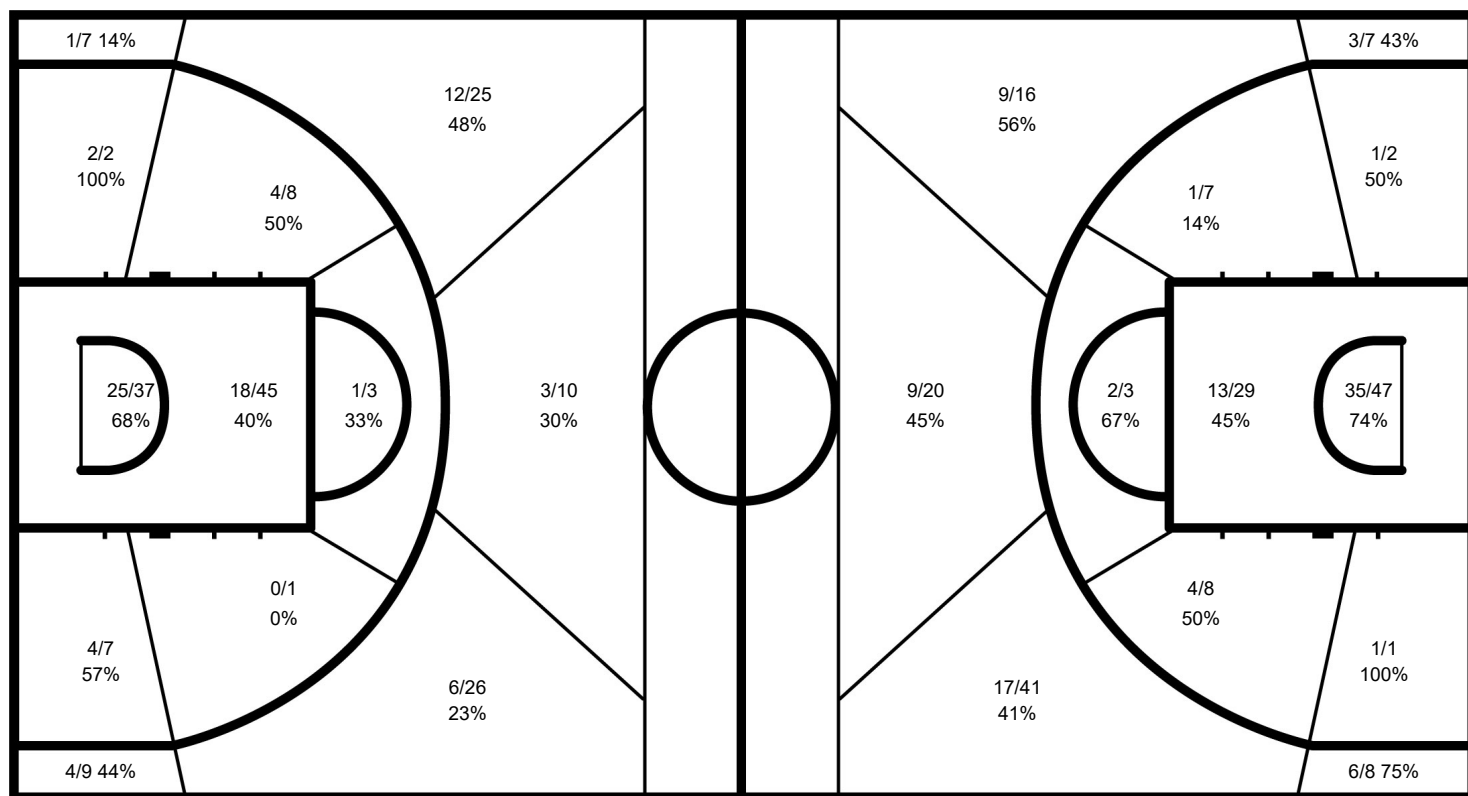
CHN - China

After 3 games

Phase	CHN Played	Score		Field Goals		2 Points		3 Points		Free Throws		Rebounds			AS	TO	ST	BS	PF	FD
				M / A	%	M / A	%	M / A	%	M / A	%	OR	DR	TOT						
Group Phase - 1st Round - Group B	SRB	63-105	For	24/63	38	16/34	47	8/29	28	7/12	58	11	22	33	17	21	8	1	20	12
			Agn.	34/59	58	21/31	68	13/28	46	24/28	86	6	27	33	30	12	14	4	12	20
Group Phase - 1st Round - Group B	SSD	69-89	For	24/52	46	16/32	50	8/20	40	13/21	62	6	22	28	16	11	3	5	23	19
			Agn.	29/60	48	14/30	47	15/30	50	16/24	67	10	24	34	17	5	4	3	20	22
Group Phase - 1st Round - Group B	PUR	89-107	For	32/65	49	22/37	59	10/28	36	15/22	68	7	23	30	20	13	3	4	25	17
			Agn.	38/71	54	22/37	59	16/34	47	15/24	63	13	29	42	22	12	7	2	17	25

### CHN - China

### Opponents



### CHN

	M / A	%
Field Goals	80 / 180	44
2 Points	54 / 103	52
3 Points	26 / 77	34
Free Throws	35 / 55	64

### Opponents

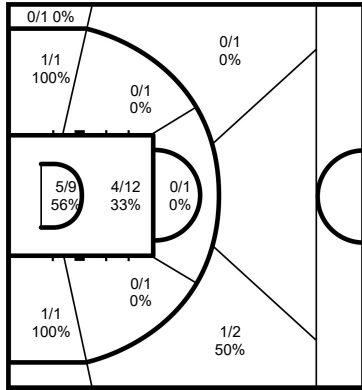
%	M / A	
53	101 / 190	Field Goals
58	57 / 98	2 Points
48	44 / 92	3 Points
72	55 / 76	Free Throws

### GLOBAL PARTNERS



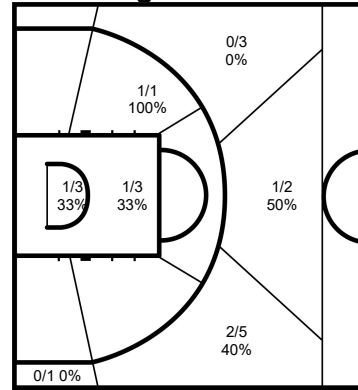
**Cumulative Statistics**  
**CHN - China**  
 After 3 games

**1 LI Kaier**



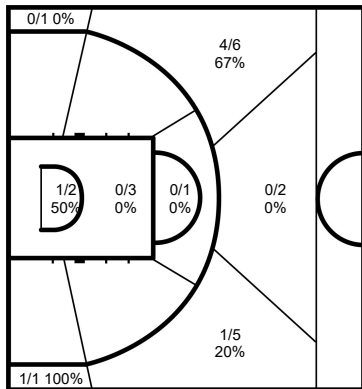
	M / A	%
<b>Field Goals</b>	12 / 30	40
<b>2 Points</b>	11 / 26	42
<b>3 Points</b>	1 / 4	25
<b>Free Throws</b>	6 / 12	50

**3 HU Mingxuan**



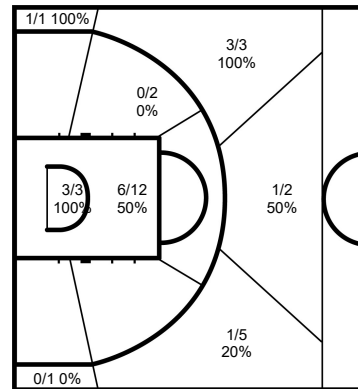
	M / A	%
<b>Field Goals</b>	6 / 18	33
<b>2 Points</b>	3 / 7	43
<b>3 Points</b>	3 / 11	27
<b>Free Throws</b>	2 / 4	50

**4 ZHAO Jiwei**



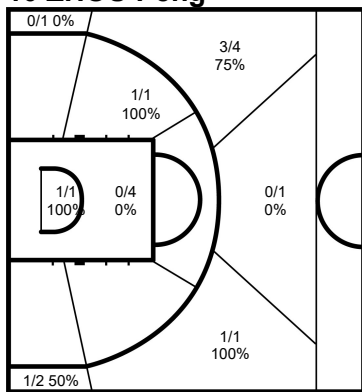
	M / A	%
<b>Field Goals</b>	7 / 21	33
<b>2 Points</b>	1 / 6	17
<b>3 Points</b>	6 / 15	40
<b>Free Throws</b>	2 / 2	100

**8 ZHAO Rui**



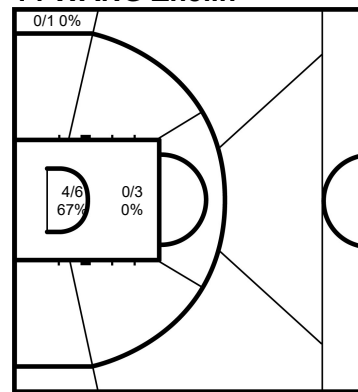
	M / A	%
<b>Field Goals</b>	15 / 29	52
<b>2 Points</b>	9 / 17	53
<b>3 Points</b>	6 / 12	50
<b>Free Throws</b>	10 / 12	83

**10 ZHOU Peng**



	M / A	%
<b>Field Goals</b>	7 / 15	47
<b>2 Points</b>	2 / 6	33
<b>3 Points</b>	5 / 9	56
<b>Free Throws</b>		

**14 WANG Zhelin**



	M / A	%
<b>Field Goals</b>	4 / 10	40
<b>2 Points</b>	4 / 9	44
<b>3 Points</b>	0 / 1	0
<b>Free Throws</b>	3 / 8	38

GLOBAL PARTNERS

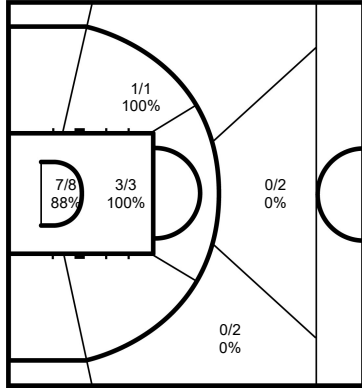


## Cumulative Statistics

CHN - China

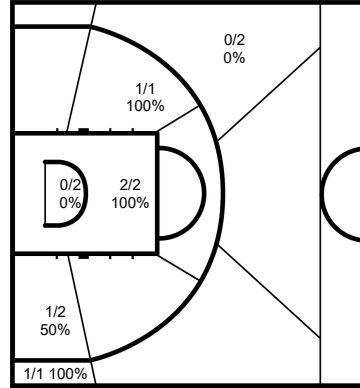
After 3 games

### 15 ZHOU Qi



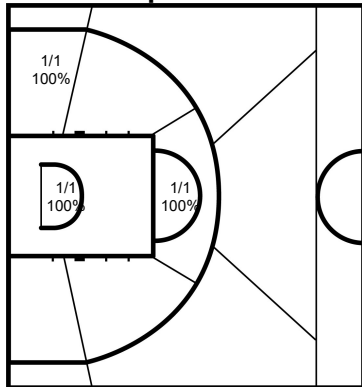
	M / A	%
Field Goals	11 / 16	69
2 Points	11 / 12	92
3 Points	0 / 4	0
Free Throws	8 / 12	67

### 19 CUI Yongxi



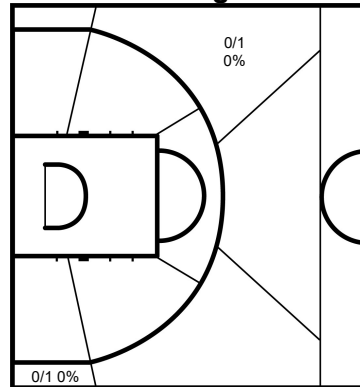
	M / A	%
Field Goals	5 / 10	50
2 Points	4 / 7	57
3 Points	1 / 3	33
Free Throws	2 / 3	67

### 21 HU Jinqiu



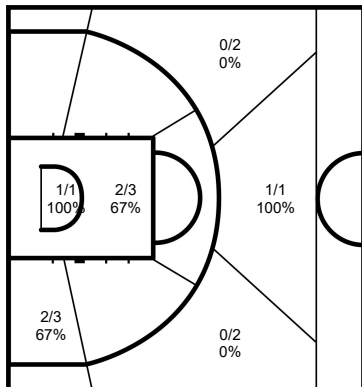
	M / A	%
Field Goals	3 / 3	100
2 Points	3 / 3	100
3 Points		
Free Throws	1 / 1	100

### 26 ZHU Junlong



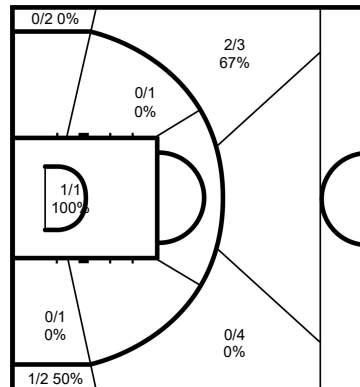
	M / A	%
Field Goals	0 / 2	0
2 Points		
3 Points	0 / 2	0
Free Throws		

### 27 FU Hao



	M / A	%
Field Goals	6 / 12	50
2 Points	5 / 7	71
3 Points	1 / 5	20
Free Throws		

### 77 ZHANG Zhenlin



	M / A	%
Field Goals	4 / 14	29
2 Points	1 / 3	33
3 Points	3 / 11	27
Free Throws	1 / 1	100

#### Legend:

%	Shooting Percentage	(C)	Captain	+/-	Plus-Minus	Agn.	Against	AS	Assists
BS	Blocked Shots	DR	Defensive Rebounds	FD	Fouls Drawn	GP	Games Played	M / A	Made / Attempts
MPG	Minutes Played per Game	No.	Uniform Number	OR	Offensive Rebounds	PF	Fouls	PPG	Points per Game
PTS	Points	ST	Steals	TO	Turnovers	TOT	Total Rebounds		

WORLD CUP.BASKETBALL

#### GLOBAL PARTNERS

