

## Cumulative Statistics

### PUR - Puerto Rico

#### After 3 games

#### Player Totals

No.	Name	GP	Time Played	Field Goals		2 Points		3 Points		Free Throws		Rebounds			AS	TO	ST	BS	PF	FD	+/-	PTS
				M/A	%	M/A	%	M/A	%	M/A	%	OR	DR	TOT								
00	HOLLAND John	3	39:13	5/10	50	2/2	100	3/8	38	1/3	33	2	6	8	3	2			6	4	18	14
0	PINEIRO Isaiah	3	1:06:01	11/21	52	7/14	50	4/7	57	7/7	100	2	6	8	5	6	4	1	7	8	11	33
1	CONDITT George	3	1:30:34	12/25	48	11/22	50	1/3	33	7/9	78	14	15	29	4	6	1	4	7	9	8	32
3	HOWARD Jordan	3	57:14	10/28	36	3/10	30	7/18	39	8/10	80	1	5	6	7	6			3	10	15	35
11	THOMPSON JR. Stephen	3	1:06:17	15/33	45	6/16	38	9/17	53	2/5	40	7	8	15	6	3	6		5	3	7	41
12	FORD Aleem	3	37:36	5/12	42	0/2	0	5/10	50	1/2	50	1	1	2	2	1	2	1	1	1	-15	16
21	REYES Justin	3	8:38	0/2	0	0/2	0							2	2	1				1	-10	
28	ROMERO Ismael	3	1:21:33	18/25	72	18/25	72			6/13	46	9	15	24	3	5	4		8	7	31	42
32	ORTIZ Christopher (C)	3	43:47	5/20	25	2/10	20	3/10	30	5/7	71		4	4	1				3	4	-25	18
41	TORO BAREA Arnaldo	3	22:32	2/5	40	2/5	40					6	6	12	6	1			2	1	-3	4
51	WATERS Tremont	3	1:45:13	17/43	40	8/18	44	9/25	36	7/8	88	1	10	11	26	14	8		9	14	8	50
55	THOMPSON Ethan	2	6:22	0/3	0	0/1	0	0/2	0			1		1	1				1		-15	
Team / Coach				6 1 7 3 1																		
<b>Totals</b>				100/227	44	59/127	46	41/100	41	44/64	69	50	79	129	65	47	26	6	53	62	6	285
<b>Opponents</b>				101/199	51	73/120	61	28/79	35	49/67	73	26	83	109	68	48	21	11	62	52	-6	279

#### Team Totals

	PUR	Opponents
Points from Turnovers	56	54
Points in the Paint	100 (50/101) 50%	128 (64/104) 62%
Second Chance Points	50	27
Fast Break Points	49	61
Bench Points	87	104

#### Player Averages

No.	Name	GP	MPG	Field Goals		2 Points		3 Points		Free Throws		Rebounds			AS	TO	ST	BS	PF	FD	+/-	PPG
				M/A	%	M/A	%	M/A	%	M/A	%	OR	DR	TOT								
00	HOLLAND John	3	13:04	1.7/3.3	50	0.7/0.7	100	1.0/2.7	38	0.3/1.0	33	0.7	2.0	2.7	1.0	0.7			2.0	1.3	6.0	4.7
0	PINEIRO Isaiah	3	22:00	3.7/7.0	52	2.3/4.7	50	1.3/2.3	57	2.3/2.3	100	0.7	2.0	2.7	1.7	2.0	1.3	0.3	2.3	2.7	3.7	11.0
1	CONDITT George	3	30:11	4.0/8.3	48	3.7/7.3	50	0.3/1.0	33	2.3/3.0	78	4.7	5.0	9.7	1.3	2.0	0.3	1.3	2.3	3.0	2.7	10.7
3	HOWARD Jordan	3	19:04	3.3/9.3	36	1.0/3.3	30	2.3/6.0	39	2.7/3.3	80	0.3	1.7	2.0	2.3	2.0			1.0	3.3	5.0	11.7
11	THOMPSON JR. Stephen	3	22:05	5.0/11.0	45	2.0/5.3	38	3.0/5.7	53	0.7/1.7	40	2.3	2.7	5.0	2.0	1.0	2.0		1.7	1.0	2.3	13.7
12	FORD Aleem	3	12:32	1.7/4.0	42	0.0/0.7	0	1.7/3.3	50	0.3/0.7	50	0.3	0.3	0.7	0.7	0.3	0.7	0.3	0.3	0.3	-5.0	5.3
21	REYES Justin	3	2:52	0.0/0.7	0	0.0/0.7	0							0.7	0.7	0.3				0.3	-3.3	
28	ROMERO Ismael	3	27:11	6.0/8.3	72	6.0/8.3	72			2.0/4.3	46	3.0	5.0	8.0	1.0	1.7	1.3		2.7	2.3	10.3	14.0
32	ORTIZ Christopher (C)	3	14:35	1.7/6.7	25	0.7/3.3	20	1.0/3.3	30	1.7/2.3	71		1.3	1.3	0.3				1.0	1.3	-8.3	6.0
41	TORO BAREA Arnaldo	3	7:30	0.7/1.7	40	0.7/1.7	40			2.0	2.0	4.0	2.0	0.3					0.7	0.3	-1.0	1.3
51	WATERS Tremont	3	35:04	5.7/14.3	40	2.7/6.0	44	3.0/8.3	36	2.3/2.7	88	0.3	3.3	3.7	8.7	4.7	2.7		3.0	4.7	2.7	16.7
55	THOMPSON Ethan	2	3:11	0.0/1.5	0	0.0/0.5	0	0.0/1.0	0			0.5		0.5	0.5		0.5		0.5		-7.5	
Team / Coach				2.0 0.3 2.3 1.0 1																		
<b>Totals</b>				33.3/75.7	44	19.7/42.3	46	13.7/33.3	41	14.7/21.3	69	16.7	26.3	43.0	21.7	15.7	8.7	2.0	17.7	20.7	2.0	95.0
<b>Opponents</b>				33.7/66.3	51	24.3/40.0	61	9.3/26.3	35	16.3/22.3	73	8.7	27.7	36.3	22.7	16.0	7.0	3.7	20.7	17.3	-2.0	93.0

#### Team Averages

	PUR	Opponents
Points from Turnovers	18.7	18.0
Points in the Paint	33.3	42.7
Second Chance Points	16.7	9.0
Fast Break Points	16.3	20.3
Bench Points	29.0	34.7

#### GLOBAL PARTNERS



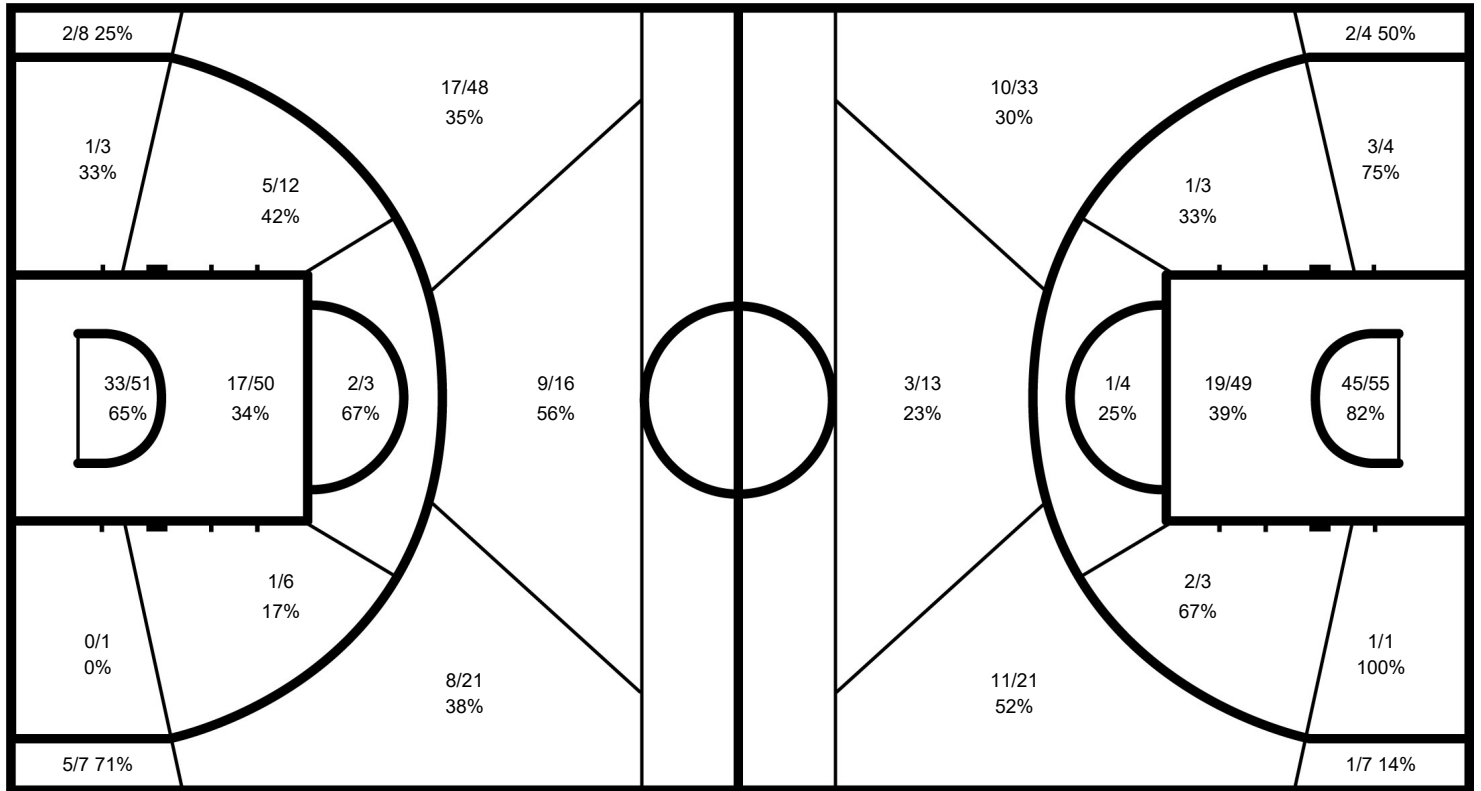


Cumulative Statistics  
PUR - Puerto Rico  
After 3 games

Phase	PUR Played	Score		Field Goals		2 Points		3 Points		Free Throws		Rebounds			AS	TO	ST	BS	PF	FD
				M / A	%	M / A	%	M / A	%	M / A	%	OR	DR	TOT						
Group Phase - 1st Round - Group B	SSD	101-96	For	35/82	43	25/54	46	10/28	36	21/31	68	23	27	50	22	20	13	3	16	23
			Agn.	34/67	51	24/41	59	10/26	38	18/24	75	10	28	38	23	22	10	4	23	16
Group Phase - 1st Round - Group B	SRB	77-94	For	27/74	36	12/36	33	15/38	39	8/9	89	14	23	37	21	15	6	1	20	14
			Agn.	35/67	52	27/42	64	8/25	32	16/21	76	9	32	41	25	13	8	3	14	19
Group Phase - 1st Round - Group B	CHN	107-89	For	38/71	54	22/37	59	16/34	47	15/24	63	13	29	42	22	12	7	2	17	25
			Agn.	32/65	49	22/37	59	10/28	36	15/22	68	7	23	30	22	13	3	4	25	17

PUR - Puerto Rico

Opponents



PUR

	M / A	%
Field Goals	100 / 227	44
2 Points	59 / 127	46
3 Points	41 / 100	41
Free Throws	44 / 64	69

Opponents

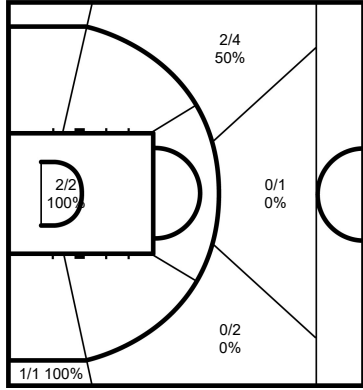
%	M / A	
51	101 / 199	Field Goals
61	73 / 120	2 Points
35	28 / 79	3 Points
73	49 / 67	Free Throws

GLOBAL PARTNERS



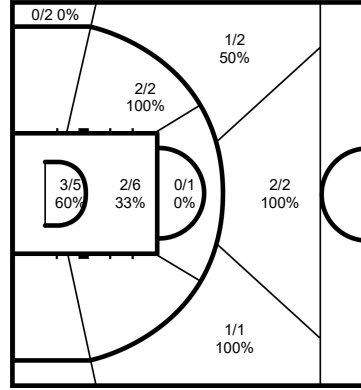
**Cumulative Statistics**  
**PUR - Puerto Rico**  
After 3 games

**00 HOLLAND John**



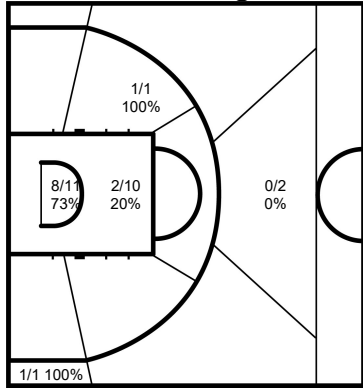
	M / A	%
Field Goals	5 / 10	50
2 Points	2 / 2	100
3 Points	3 / 8	38
Free Throws	1 / 3	33

**0 PINEIRO Isaiah**



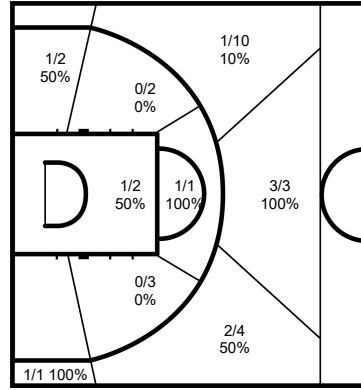
	M / A	%
Field Goals	11 / 21	52
2 Points	7 / 14	50
3 Points	4 / 7	57
Free Throws	7 / 7	100

**1 CONDITT George**



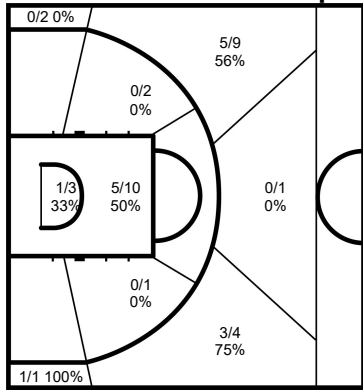
	M / A	%
Field Goals	12 / 25	48
2 Points	11 / 22	50
3 Points	1 / 3	33
Free Throws	7 / 9	78

**3 HOWARD Jordan**



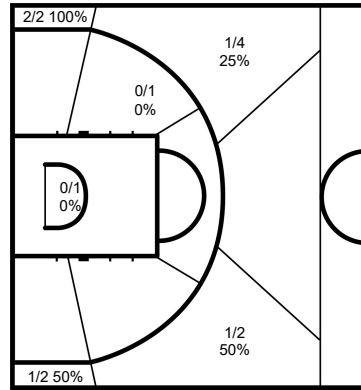
	M / A	%
Field Goals	10 / 28	36
2 Points	3 / 10	30
3 Points	7 / 18	39
Free Throws	8 / 10	80

**11 THOMPSON JR. Stephen**



	M / A	%
Field Goals	15 / 33	45
2 Points	6 / 16	38
3 Points	9 / 17	53
Free Throws	2 / 5	40

**12 FORD Aleem**



	M / A	%
Field Goals	5 / 12	42
2 Points	0 / 2	0
3 Points	5 / 10	50
Free Throws	1 / 2	50

GLOBAL PARTNERS

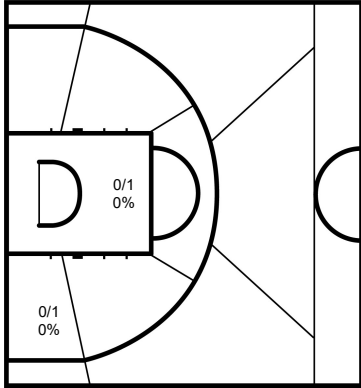


## Cumulative Statistics

PUR - Puerto Rico

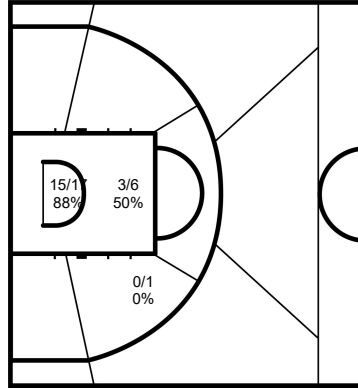
After 3 games

### 21 REYES Justin



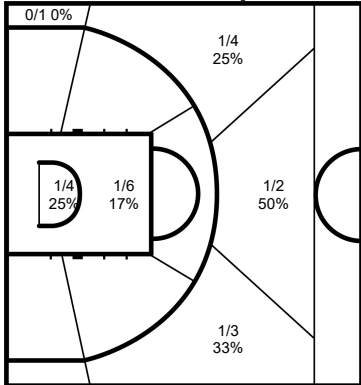
	M / A	%
Field Goals	0 / 2	0
2 Points	0 / 2	0
3 Points		
Free Throws		

### 28 ROMERO Ismael



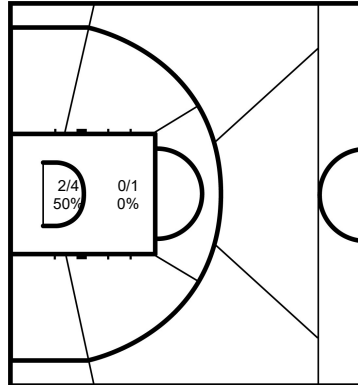
	M / A	%
Field Goals	18 / 25	72
2 Points	18 / 25	72
3 Points		
Free Throws	6 / 13	46

### 32 ORTIZ Christopher



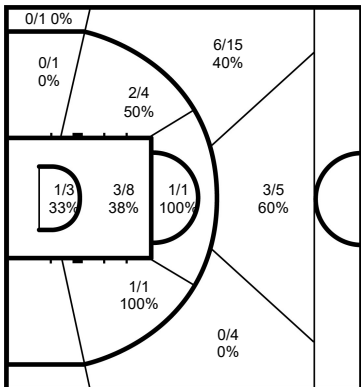
	M / A	%
Field Goals	5 / 20	25
2 Points	2 / 10	20
3 Points	3 / 10	30
Free Throws	5 / 7	71

### 41 TORO BAREA Arnaldo



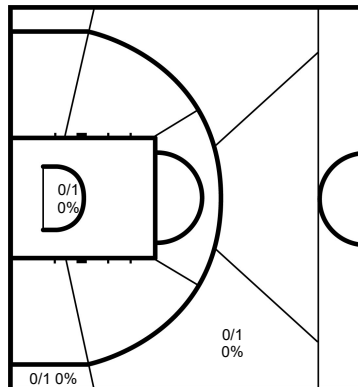
	M / A	%
Field Goals	2 / 5	40
2 Points	2 / 5	40
3 Points		
Free Throws		

### 51 WATERS Tremont



	M / A	%
Field Goals	17 / 43	40
2 Points	8 / 18	44
3 Points	9 / 25	36
Free Throws	7 / 8	88

### 55 THOMPSON Ethan



	M / A	%
Field Goals	0 / 3	0
2 Points	0 / 1	0
3 Points	0 / 2	0
Free Throws		

#### Legend:

%	Shooting Percentage	(C)	Captain	+/-	Plus-Minus	Agn.	Against	AS	Assists
BS	Blocked Shots	DR	Defensive Rebounds	FD	Fouls Drawn	GP	Games Played	M / A	Made / Attempts
MPG	Minutes Played per Game	No.	Uniform Number	OR	Offensive Rebounds	PF	Fouls	PPG	Points per Game
PTS	Points	ST	Steals	TO	Turnovers	TOT	Total Rebounds		

WORLD CUP.BASKETBALL

#### GLOBAL PARTNERS

