

Cumulative Statistics

NZL - New Zealand

After 3 games

Player Totals

No.	Name	GP	Time Played	Field Goals		2 Points		3 Points		Free Throws		Rebounds			AS	TO	ST	BS	PF	FD	+/-	PTS
				M/A	%	M/A	%	M/A	%	M/A	%	OR	DR	TOT								
1	TE RANGI Reuben (C)	3	1:36:10	13/31	42	4/13	31	9/18	50	6/9	67	2	8	10	2	6	1	1	11	7	-19	41
2	LE'AFA Izayah	3	1:13:10	10/32	31	3/11	27	7/21	33	5/6	83	1	7	8	9	6	6		9	4	-15	32
3	DELANY Finn	3	1:35:55	12/32	38	7/20	35	5/12	42	7/11	64	5	21	26	8	9	3		7	10	-1	36
4	BRITT Taylor	2	7:21	1/4	25	1/4	25					1	1	1	1	1					-13	2
5	ILI Shea	3	1:26:48	17/38	45	13/28	46	4/10	40	16/17	94	3	6	9	23	10	4		13	21	7	54
7	WETZELL Yannick	3	1:19:31	11/19	58	11/19	58			5/7	71	5	10	15	3	5	3	2	8	8	-15	27
11	CAMERON Flynn	3	27:18	3/11	27	1/4	25	2/7	29			2	5	7	3	5		1	3		-20	8
16	SMITH-MILNER Tohi	3	19:36	0/1	0	0/1	0			3/3	100							3	3		-8	3
20	NGATAI Jordan	3	1:13:07	6/10	60	0/1	0	6/9	67			1	4	5	2	5	1		10	2	-33	18
22	HARRIS Hyrum	2	10:00	0/1	0			0/1	0				1	1	1	1			3	1	-18	
23	BROWN Walter James	2	10:32									1	1	2							8	
42	FOTU Isaac	3	45:32	9/16	56	9/16	56			2/4	50	6	5	11	1	4			5	9	-13	20
Team / Coach				8 9 17 1																		
Totals				82/195	42	49/117	42	33/78	42	44/57	77	34	78	112	52	55	19	4	72	65	-28	241
Opponents				92/197	47	67/123	54	25/74	34	60/78	77	33	86	119	64	43	30	12	68	71	28	269

Team Totals

	NZL	Opponents
Points from Turnovers	51	71
Points in the Paint	82 (41/97) 42%	112 (56/97) 58%
Second Chance Points	29	34
Fast Break Points	23	37
Bench Points	65	108

Player Averages

No.	Name	GP	MPG	Field Goals		2 Points		3 Points		Free Throws		Rebounds			AS	TO	ST	BS	PF	FD	+/-	PPG	
				M/A	%	M/A	%	M/A	%	M/A	%	OR	DR	TOT									
1	TE RANGI Reuben (C)	3	32:03	4.3/10.3	42	1.3/4.3	31	3.0/6.0	50	2.0/3.0	67	0.7	2.7	3.3	0.7	2.0	0.3	0.3	3.7	2.3	-6.3	13.7	
2	LE'AFA Izayah	3	24:23	3.3/10.7	31	1.0/3.7	27	2.3/7.0	33	1.7/2.0	83	0.3	2.3	2.7	3.0	2.0	2.0		3.0	1.3	-5.0	10.7	
3	DELANY Finn	3	31:58	4.0/10.7	38	2.3/6.7	35	1.7/4.0	42	2.3/3.7	64	1.7	7.0	8.7	2.7	3.0	1.0		2.3	3.3	-0.3	12.0	
4	BRITT Taylor	2	3:40	0.5/2.0	25	0.5/2.0	25						0.5	0.5		0.5	0.5				-6.5	1.0	
5	ILI Shea	3	28:56	5.7/12.7	45	4.3/9.3	46	1.3/3.3	40	5.3/5.7	94	1.0	2.0	3.0	7.7	3.3	1.3		4.3	7.0	2.3	18.0	
7	WETZELL Yannick	3	26:30	3.7/6.3	58	3.7/6.3	58			1.7/2.3	71	1.7	3.3	5.0	1.0	1.7	1.0	0.7	2.7	2.7	-5.0	9.0	
11	CAMERON Flynn	3	9:06	1.0/3.7	27	0.3/1.3	25	0.7/2.3	29			0.7	1.7	2.3	1.0	1.7		0.3	1.0		-6.7	2.7	
16	SMITH-MILNER Tohi	3	6:32	0.0/0.3	0	0.0/0.3	0			1.0/1.0	100					0.7			1.0	1.0	-2.7	1.0	
20	NGATAI Jordan	3	24:22	2.0/3.3	60	0.0/0.3	0	2.0/3.0	67			0.3	1.3	1.7	0.7	1.7	0.3		3.3	0.7	-11.0	6.0	
22	HARRIS Hyrum	2	5:00	0.0/0.5	0			0.0/0.5	0				0.5	0.5	1.0				1.5	0.5	-9.0		
23	BROWN Walter James	2	5:16										0.5	0.5	1.0						4.0		
42	FOTU Isaac	3	15:10	3.0/5.3	56	3.0/5.3	56			0.7/1.3	50	2.0	1.7	3.7	0.3	1.3			1.7	3.0	-4.3	6.7	
Team / Coach				2.7 3.0 5.7 0.3																			
Totals				27.3/65.0	42	16.3/39.0	42	11.0/26.0	42	14.7/19.0	77	11.3	26.0	37.3	17.3	18.3	6.3	1.3		24.0	21.7	-9.3	80.3
Opponents				30.7/65.7	47	22.3/41.0	54	8.3/24.7	34	20.0/26.0	77	11.0	28.7	39.7	21.3	14.3	10.0	4.0		22.7	23.7	9.3	89.7

Team Averages

	NZL	Opponents
Points from Turnovers	17.0	23.7
Points in the Paint	27.3	37.3
Second Chance Points	9.7	11.3
Fast Break Points	7.7	12.3
Bench Points	21.7	36.0

GLOBAL PARTNERS



Cumulative Statistics

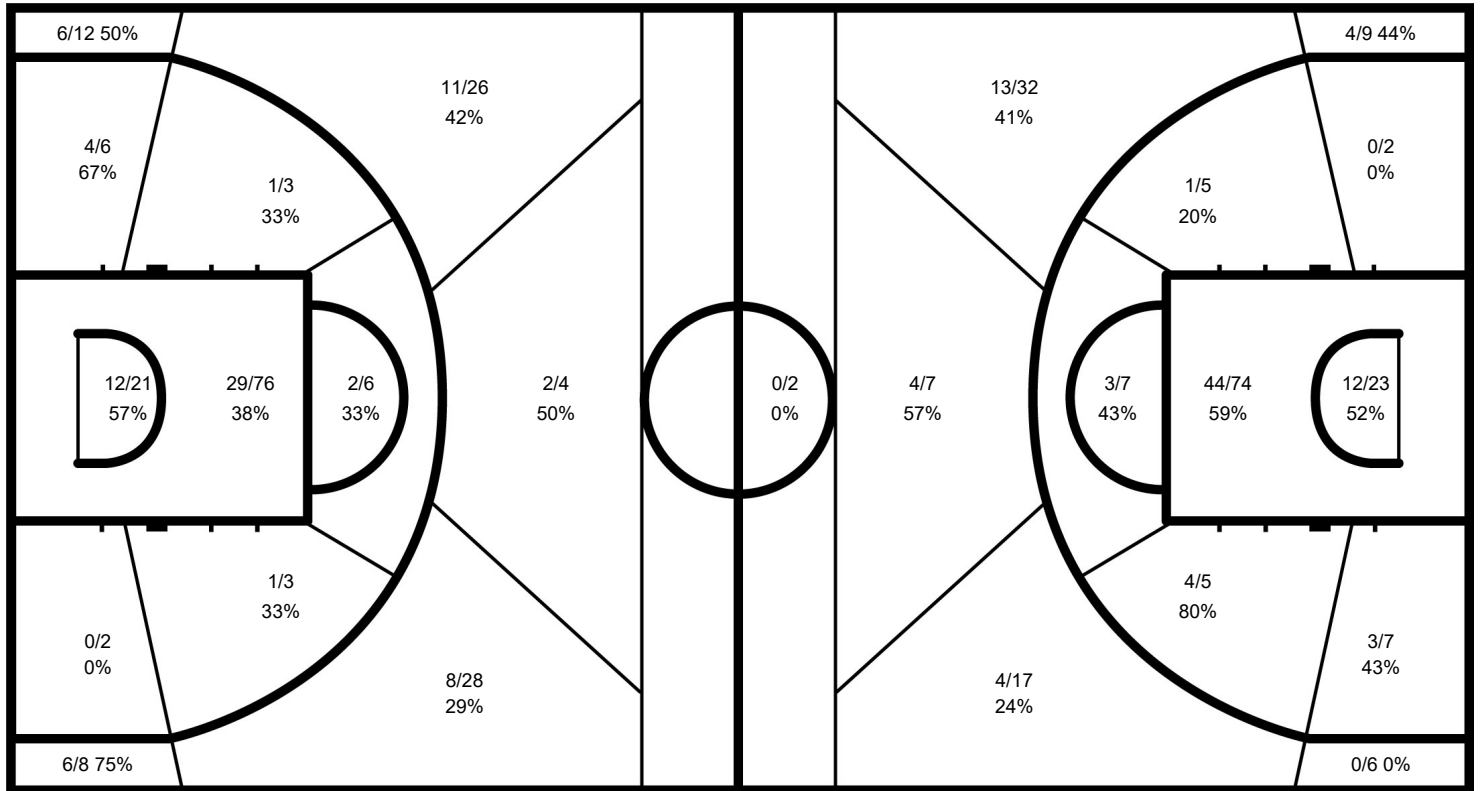
NZL - New Zealand

After 3 games

Phase	NZL Played	Score		Field Goals		2 Points		3 Points		Free Throws		Rebounds			AS	TO	ST	BS	PF	FD
				M / A	%	M / A	%	M / A	%	M / A	%	OR	DR	TOT						
Group Phase - 1st Round - Group C	USA	72-99	For	27/74	36	18/46	39	9/28	32	9/12	75	11	22	33	13	19	7		23	17
			Agn.	35/59	59	27/41	66	8/18	44	21/27	78	5	36	41	23	19	10	7	17	23
Group Phase - 1st Round - Group C	JOR	95-87	For	33/70	47	20/45	44	13/25	52	16/21	76	10	27	37	22	15	9	1	25	26
			Agn.	29/68	43	23/44	52	6/24	25	23/31	74	14	30	44	22	18	10	2	27	24
Group Phase - 1st Round - Group C	GRE	74-83	For	22/51	43	11/26	42	11/25	44	19/24	79	13	29	42	17	21	3	3	24	22
			Agn.	28/70	40	17/38	45	11/32	34	16/20	80	14	20	34	19	6	10	3	24	24

NZL - New Zealand

Opponents



NZL

	M / A	%
Field Goals	82 / 195	42
2 Points	49 / 117	42
3 Points	33 / 78	42
Free Throws	44 / 57	77

Opponents

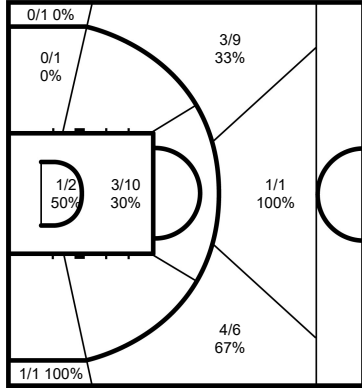
%	M / A	
47	92 / 197	Field Goals
54	67 / 123	2 Points
34	25 / 74	3 Points
77	60 / 78	Free Throws

GLOBAL PARTNERS



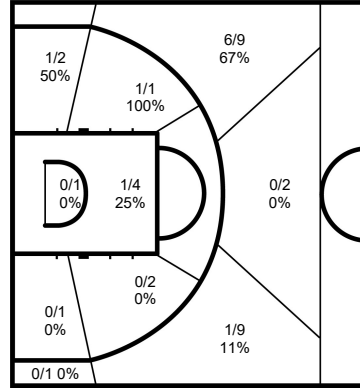
Cumulative Statistics
NZL - New Zealand
After 3 games

1 TE RANGI Reuben



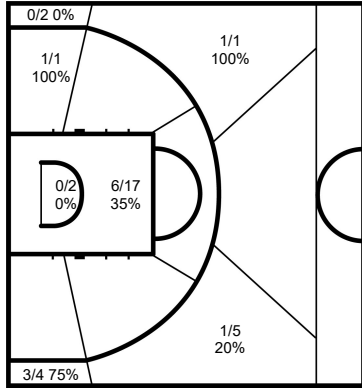
	M / A	%
Field Goals	13 / 31	42
2 Points	4 / 13	31
3 Points	9 / 18	50
Free Throws	6 / 9	67

2 LE'AFA Izayah



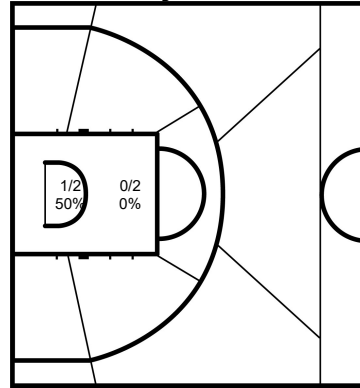
	M / A	%
Field Goals	10 / 32	31
2 Points	3 / 11	27
3 Points	7 / 21	33
Free Throws	5 / 6	83

3 DELANY Finn



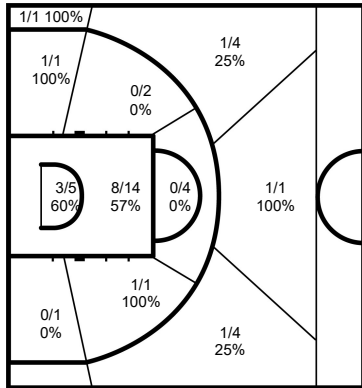
	M / A	%
Field Goals	12 / 32	38
2 Points	7 / 20	35
3 Points	5 / 12	42
Free Throws	7 / 11	64

4 BRITT Taylor



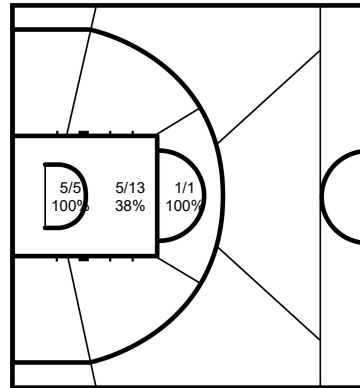
	M / A	%
Field Goals	1 / 4	25
2 Points	1 / 4	25
3 Points		
Free Throws		

5 ILI Shea



	M / A	%
Field Goals	17 / 38	45
2 Points	13 / 28	46
3 Points	4 / 10	40
Free Throws	16 / 17	94

7 WETZELL Yannick



	M / A	%
Field Goals	11 / 19	58
2 Points	11 / 19	58
3 Points		
Free Throws	5 / 7	71

GLOBAL PARTNERS

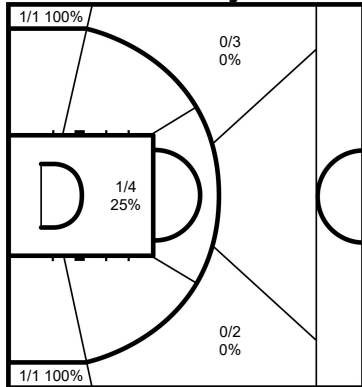


Cumulative Statistics

NZL - New Zealand

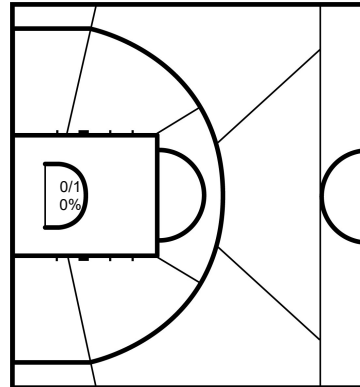
After 3 games

11 CAMERON Flynn



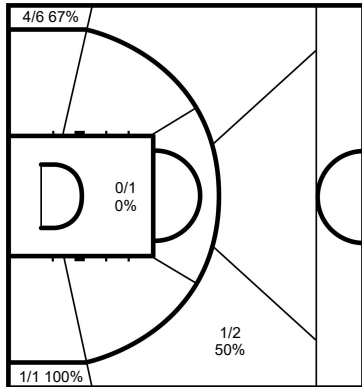
	M / A	%
Field Goals	3 / 11	27
2 Points	1 / 4	25
3 Points	2 / 7	29
Free Throws		

16 SMITH-MILNER Tohi



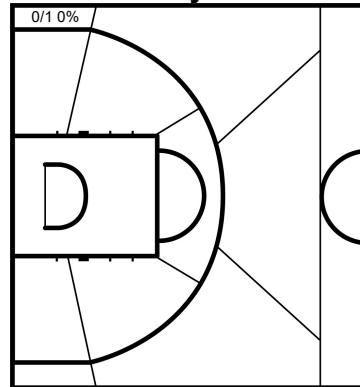
	M / A	%
Field Goals	0 / 1	0
2 Points	0 / 1	0
3 Points		
Free Throws	3 / 3	100

20 NGATAI Jordan



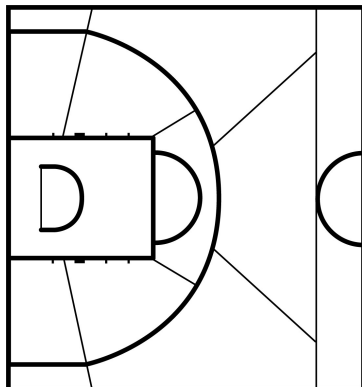
	M / A	%
Field Goals	6 / 10	60
2 Points	0 / 1	0
3 Points	6 / 9	67
Free Throws		

22 HARRIS Hyrum



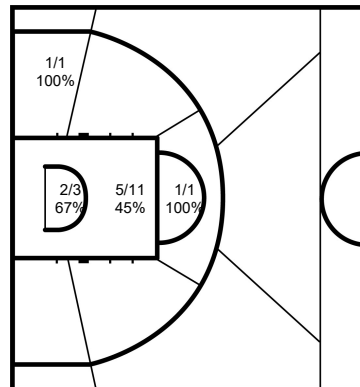
	M / A	%
Field Goals	0 / 1	0
2 Points		
3 Points	0 / 1	0
Free Throws		

23 BROWN Walter James



	M / A	%
Field Goals		
2 Points		
3 Points		
Free Throws		

42 FOTU Isaac



	M / A	%
Field Goals	9 / 16	56
2 Points	9 / 16	56
3 Points		
Free Throws	2 / 4	50

Legend:

%	Shooting Percentage	(C)	Captain	+/-	Plus-Minus	Agn.	Against	AS	Assists
BS	Blocked Shots	DR	Defensive Rebounds	FD	Fouls Drawn	GP	Games Played	M / A	Made / Attempts
MPG	Minutes Played per Game	No.	Uniform Number	OR	Offensive Rebounds	PF	Fouls	PPG	Points per Game
PTS	Points	ST	Steals	TO	Turnovers	TOT	Total Rebounds		

WORLD CUP.BASKETBALL

GLOBAL PARTNERS

