

## Cumulative Statistics

### GEO - Georgia

#### After 3 games

#### Player Totals

No.	Name	GP	Time Played	Field Goals		2 Points		3 Points		Free Throws		Rebounds			AS	TO	ST	BS	PF	FD	+/-	PTS
				M / A	%	M / A	%	M / A	%	M / A	%	OR	DR	TOT								
4	ANDRONIKASHVILI Rati	3	1:07:40	6/20	30	5/12	42	1/8	13	5/5	100	7	7	8	5	1			6	7	-4	18
5	MAMUKELASHVILI Alexander	3	1:16:26	14/25	56	11/16	69	3/9	33	2/2	100	4	14	18	8	10			7	4	32	33
6	JINTCHARADZE Kakhaber	3	57:29	6/9	67	3/5	60	3/4	75	1/1	100	4	7	11	3		2		11	2	23	16
7	LIKLIKADZE Luka	1	5:15	1/1	100	1/1	100							1					1		-2	2
8	TSINTSADZE George	3	41:46	6/13	46	2/5	40	4/8	50			3	3	13	6	1			3	1	26	16
9	SHERMADINI Giorgi	3	45:50	6/16	38	6/16	38			4/4	100	4	10	14	2	3		1	2	4	-8	16
10	SANADZE Duda	3	57:50	7/21	33	3/8	38	4/13	31	5/7	71	2	1	3	3	5	5		6	4	-12	23
11	TURDZILADZE Giorgi	1	4:14	1/4	25	1/3	33	0/1	0						1				2	1	-2	2
17	BERISHVILI Mikheil	1	5:39							1/2	50					1			1	1	-4	1
23	SHENGELIA Tornike (C)	3	1:20:47	16/35	46	15/27	56	1/8	13	17/23	74	2	12	14	8	8	1		9	28	-12	50
25	McFADDEN Thaddus	3	1:30:36	4/18	22	1/3	33	3/15	20	1/2	50	1	3	4	6	4	2		3	2	5	12
35	BITADZE Goga	3	1:06:28	9/10	90	8/8	100	1/2	50	14/18	78	5	23	28	6	5	7	3	11	15	33	33
Team / Coach				6 12 18 4 1																		
<b>Totals</b>				76/172	44	56/104	54	20/68	29	50/64	78	28	92	120	58	51	20	4	63	69	15	222
<b>Opponents</b>				72/196	37	52/113	46	20/83	24	43/61	70	41	72	113	51	39	23	6	70	62	-15	207

#### Team Totals

	GEO	Opponents
Points from Turnovers	42	53
Points in the Paint	102 (51/89) 57%	88 (44/84) 52%
Second Chance Points	22	43
Fast Break Points	30	46
Bench Points	103	85

#### Player Averages

No.	Name	GP	MPG	Field Goals		2 Points		3 Points		Free Throws		Rebounds			AS	TO	ST	BS	PF	FD	+/-	PPG
				M / A	%	M / A	%	M / A	%	M / A	%	OR	DR	TOT								
4	ANDRONIKASHVILI Rati	3	22:33	2.0/6.7	30	1.7/4.0	42	0.3/2.7	13	1.7/1.7	100	2.3	2.3	2.7	1.7	0.3			2.0	2.3	-1.3	6.0
5	MAMUKELASHVILI Alexander	3	25:28	4.7/8.3	56	3.7/5.3	69	1.0/3.0	33	0.7/0.7	100	1.3	4.7	6.0	2.7	3.3			2.3	1.3	10.7	11.0
6	JINTCHARADZE Kakhaber	3	19:09	2.0/3.0	67	1.0/1.7	60	1.0/1.3	75	0.3/0.3	100	1.3	2.3	3.7	1.0		0.7		3.7	0.7	7.7	5.3
7	LIKLIKADZE Luka	1	5:15	1.0/1.0	100	1.0/1.0	100							1.0					1.0		-2.0	2.0
8	TSINTSADZE George	3	13:55	2.0/4.3	46	0.7/1.7	40	1.3/2.7	50			1.0	1.0	4.3	2.0	0.3			1.0	0.3	8.7	5.3
9	SHERMADINI Giorgi	3	15:16	2.0/5.3	38	2.0/5.3	38			1.3/1.3	100	1.3	3.3	4.7	0.7	1.0	0.3	0.3	0.7	1.3	-2.7	5.3
10	SANADZE Duda	3	19:16	2.3/7.0	33	1.0/2.7	38	1.3/4.3	31	1.7/2.3	71	0.7	0.3	1.0	1.0	1.7	1.7		2.0	1.3	-4.0	7.7
11	TURDZILADZE Giorgi	1	4:14	1.0/4.0	25	1.0/3.0	33	0.0/1.0	0						1.0				2.0	1.0	-2.0	2.0
17	BERISHVILI Mikheil	1	5:39							1.0/2.0	50					1.0			1.0	1.0	-4.0	1.0
23	SHENGELIA Tornike (C)	3	26:55	5.3/11.7	46	5.0/9.0	56	0.3/2.7	13	5.7/7.7	74	0.7	4.0	4.7	2.7	2.7	0.3		3.0	9.3	-4.0	16.7
25	McFADDEN Thaddus	3	30:12	1.3/6.0	22	0.3/1.0	33	1.0/5.0	20	0.3/0.7	50	0.3	1.0	1.3	2.0	1.3	0.7		1.0	0.7	1.7	4.0
35	BITADZE Goga	3	22:09	3.0/3.3	90	2.7/2.7	100	0.3/0.7	50	4.7/6.0	78	1.7	7.7	9.3	2.0	1.7	2.3	1.0	3.7	5.0	11.0	11.0
Team / Coach				2.0 4.0 6.0 1.3 1																		
<b>Totals</b>				25.3/57.3	44	18.7/34.7	54	6.7/22.7	29	16.7/21.3	78	9.3	30.7	40.0	19.3	17.0	6.7	1.3	21.0	23.0	5.0	74.0
<b>Opponents</b>				24.0/65.3	37	17.3/37.7	46	6.7/27.7	24	14.3/20.3	70	13.7	24.0	37.7	17.0	13.0	7.7	2.0	23.3	20.7	-5.0	69.0

#### Team Averages

	GEO	Opponents
Points from Turnovers	14.0	17.7
Points in the Paint	34.0	29.3
Second Chance Points	7.3	14.3
Fast Break Points	10.0	15.3
Bench Points	34.3	28.3

#### GLOBAL PARTNERS



## Cumulative Statistics

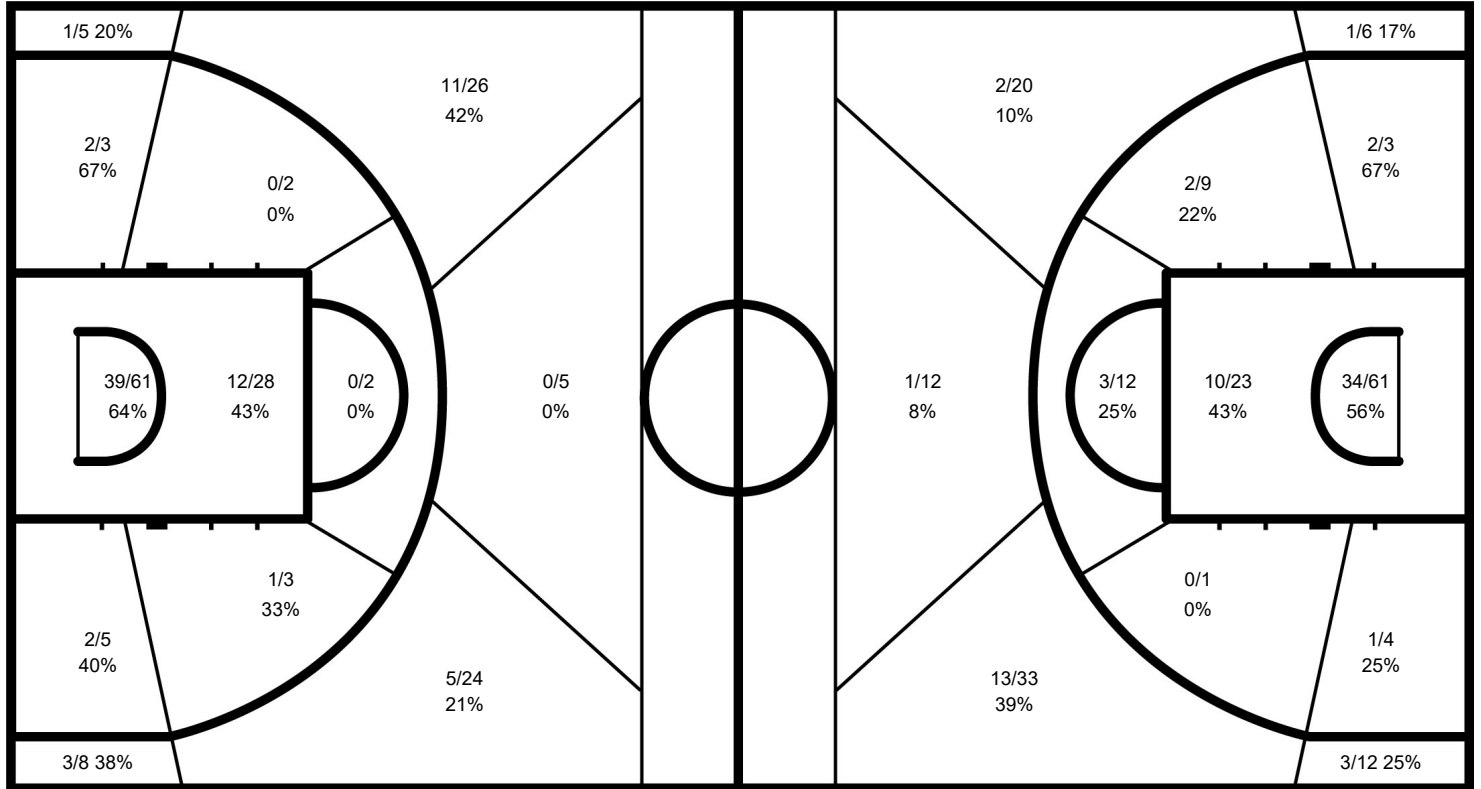
### GEO - Georgia

#### After 3 games

Phase	GEO Played	Score		Field Goals		2 Points		3 Points		Free Throws		Rebounds			AS	TO	ST	BS	PF	FD
				M / A	%	M / A	%	M / A	%	M / A	%	OR	DR	TOT						
Group Phase - 1st Round - Group F	CPV	85-60	For	28/60	47	21/41	51	7/19	37	22/24	92	11	37	48	23	22	9	1	21	25
			Agn.	21/71	30	18/45	40	3/26	12	15/21	71	18	20	38	15	15	11	3	26	21
Group Phase - 1st Round - Group F	SLO	67-88	For	23/55	42	15/29	52	8/26	31	13/19	68	7	25	32	20	17	6	1	28	26
			Agn.	26/58	45	15/26	58	11/32	34	25/33	76	10	30	40	19	13	9	1	26	27
Group Phase - 1st Round - Group F	VEN	70-59	For	25/57	44	20/34	59	5/23	22	15/21	71	10	30	40	15	12	5	2	14	18
			Agn.	25/67	37	19/42	45	6/25	24	3/7	43	13	22	35	17	11	3	2	18	14

### GEO - Georgia

### Opponents



### GEO

	M / A	%
Field Goals	76 / 172	44
2 Points	56 / 104	54
3 Points	20 / 68	29
Free Throws	50 / 64	78

### Opponents

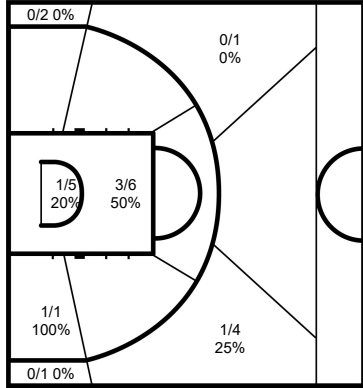
%	M / A	
37	72 / 196	Field Goals
46	52 / 113	2 Points
24	20 / 83	3 Points
70	43 / 61	Free Throws

### GLOBAL PARTNERS



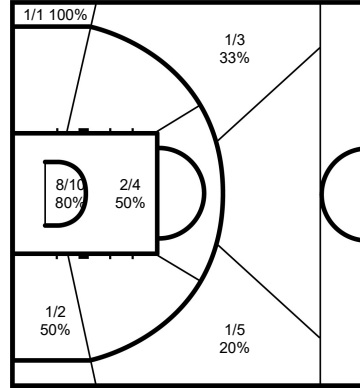
**Cumulative Statistics**  
**GEO - Georgia**  
 After 3 games

**4 ANDRONIKASHVILI Rati**



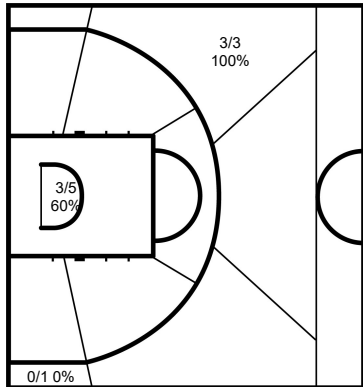
	M / A	%
Field Goals	6 / 20	30
2 Points	5 / 12	42
3 Points	1 / 8	13
Free Throws	5 / 5	100

**5 MAMUKELASHVILI Alexander**



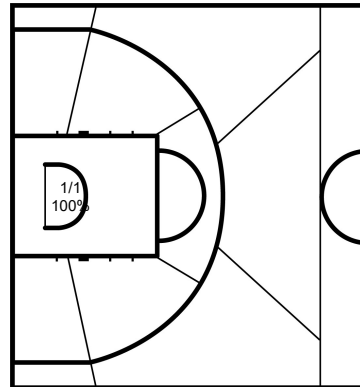
	M / A	%
Field Goals	14 / 25	56
2 Points	11 / 16	69
3 Points	3 / 9	33
Free Throws	2 / 2	100

**6 JINTCHARADZE Kakhaber**



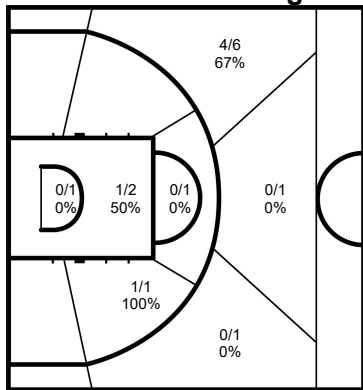
	M / A	%
Field Goals	6 / 9	67
2 Points	3 / 5	60
3 Points	3 / 4	75
Free Throws	1 / 1	100

**7 LIKLIKADZE Luka**



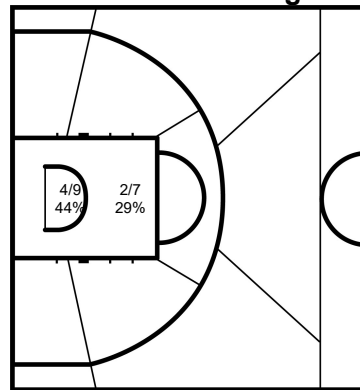
	M / A	%
Field Goals	1 / 1	100
2 Points	1 / 1	100
3 Points		
Free Throws		

**8 TSINTSADZE George**



	M / A	%
Field Goals	6 / 13	46
2 Points	2 / 5	40
3 Points	4 / 8	50
Free Throws		

**9 SHERMADINI Giorgi**



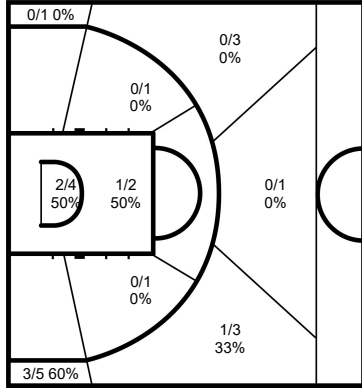
	M / A	%
Field Goals	6 / 16	38
2 Points	6 / 16	38
3 Points		
Free Throws	4 / 4	100

GLOBAL PARTNERS



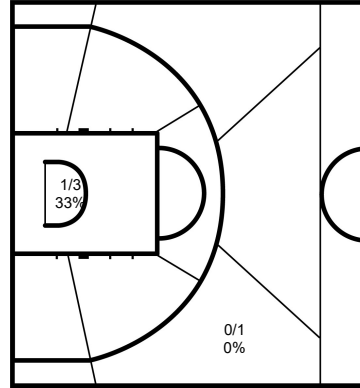
**Cumulative Statistics**  
**GEO - Georgia**  
After 3 games

**10 SANADZE Duda**



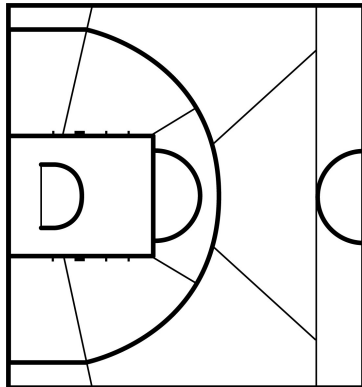
	M / A	%
Field Goals	7 / 21	33
2 Points	3 / 8	38
3 Points	4 / 13	31
Free Throws	5 / 7	71

**11 TURDZILADZE Giorgi**



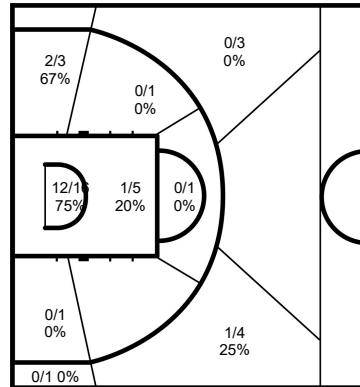
	M / A	%
Field Goals	1 / 4	25
2 Points	1 / 3	33
3 Points	0 / 1	0
Free Throws		

**17 BERISHVILI Mikheil**



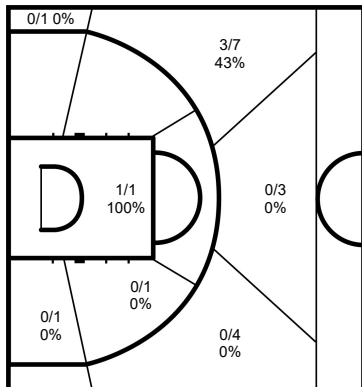
	M / A	%
Field Goals		
2 Points		
3 Points		
Free Throws	1 / 2	50

**23 SHENGELIA Tornike**



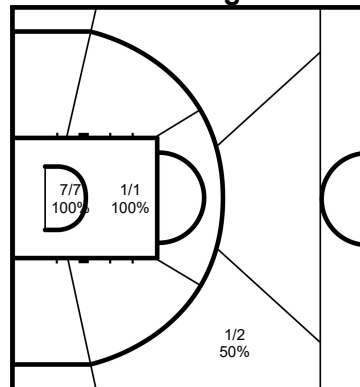
	M / A	%
Field Goals	16 / 35	46
2 Points	15 / 27	56
3 Points	1 / 8	13
Free Throws	17 / 23	74

**25 McFADDEN Thaddus**



	M / A	%
Field Goals	4 / 18	22
2 Points	1 / 3	33
3 Points	3 / 15	20
Free Throws	1 / 2	50

**35 BITADZE Goga**



	M / A	%
Field Goals	9 / 10	90
2 Points	8 / 8	100
3 Points	1 / 2	50
Free Throws	14 / 18	78

Legend:			
%	Shooting Percentage	(C)	Captain
BS	Blocked Shots	DR	Defensive Rebounds
MPG	Minutes Played per Game	No.	Uniform Number
PTS	Points	ST	Steals
+/-	Plus-Minus	Agn.	Against
FD	Fouls Drawn	GP	Games Played
OR	Offensive Rebounds	PF	Fouls
TO	Turnovers	TOT	Total Rebounds
AS	Assists	M / A	Made / Attempts
		PPG	Points per Game

GLOBAL PARTNERS

