

Cumulative Statistics

PHI - Philippines

After 4 games

Player Totals

No.	Name	GP	Time Played	Field Goals		2 Points		3 Points		Free Throws		Rebounds			AS	TO	ST	BS	PF	FD	+/-	PTS
				M/A	%	M/A	%	M/A	%	M/A	%	OR	DR	TOT								
4	RAVENA Kiefer	4	45:16	5/16	31	3/7	43	2/9	22	1/2	50	2	2	2	8	1	3	7	6	0	13	
6	CLARKSON Jordan	4	2:26:01	33/89	37	26/58	45	7/31	23	23/27	85	2	19	21	23	19	5	1	6	26	-38	96
8	THOMPSON Scottie	4	42:55	2/6	33	1/2	50	1/4	25			2	4	6	7	9		6	2	-26	5	
11	SOTTO Kai Zachary	4	52:08	7/10	70	7/9	78	0/1	0	4/9	44	2	12	14	2	2	1	4	10	8	-23	18
13	MALONZO Jamie James	4	46:50	5/11	45	4/7	57	1/4	25			3	6	9	1	3	2	1	3		-24	11
15	FAJARDO June Mar	4	1:14:01	9/14	64	9/14	64			6/8	75	10	11	21	2	5		1	9	9	-22	24
16	POGOY Roger	4	1:10:18	9/23	39	4/8	50	5/15	33			1	5	6	2	4	3		4	2	-5	23
17	PEREZ CJ	3	18:21	2/5	40	1/3	33	1/2	50	2/3	67	3	2	5	4	5		6	2	-15	7	
23	ABANDO Rhenz	4	43:11	5/13	38	4/6	67	1/7	14	1/4	25	3	3	6	1	1		5	5	6	-7	12
24	RAMOS Dwight	4	2:02:24	18/46	39	8/23	35	10/23	43	9/11	82	6	17	23	8	6	6		11	10	-32	55
25	AGUILAR Japeth (C)	4	20:56	1/4	25	1/4	25						1	1				1	4		-15	2
34	EDU Ariel John	4	1:57:39	14/21	67	12/16	75	2/5	40	6/9	67	7	26	33	4	6	3	5	8	8	-3	36
Team / Coach				4 10 14 2																		
Totals				110/258	43	80/157	51	30/101	30	52/73	71	43	118	161	62	63	23	18	79	79	-42	302
Opponents				116/285	41	72/152	47	44/133	33	68/89	76	58	109	167	84	43	35	11	81	74	42	344

Team Totals

	PHI	Opponents
Points from Turnovers	59	75
Points in the Paint	138 (69/121) 57%	130 (65/126) 52%
Second Chance Points	34	63
Fast Break Points	57	64
Bench Points	92	112

Player Averages

No.	Name	GP	MPG	Field Goals		2 Points		3 Points		Free Throws		Rebounds			AS	TO	ST	BS	PF	FD	+/-	PPG
				M/A	%	M/A	%	M/A	%	M/A	%	OR	DR	TOT								
4	RAVENA Kiefer	4	11:19	1.3/4.0	31	0.8/1.8	43	0.5/2.3	22	0.3/0.5	50	0.5	0.5	0.5	2.0	0.3	0.8		1.8	1.5	0.0	3.3
6	CLARKSON Jordan	4	36:30	8.3/22.3	37	6.5/14.5	45	1.8/7.8	23	5.8/6.8	85	0.5	4.8	5.3	5.8	4.8	1.3	0.3	1.5	6.5	-9.5	24.0
8	THOMPSON Scottie	4	10:43	0.5/1.5	33	0.3/0.5	50	0.3/1.0	25			0.5	1.0	1.5	1.8	2.3		1.5	0.5	-6.5	1.3	
11	SOTTO Kai Zachary	4	13:02	1.8/2.5	70	1.8/2.3	78	0.0/0.3	0	1.0/2.3	44	0.5	3.0	3.5	0.5	0.5	0.3	1.0	2.5	2.0	-5.8	4.5
13	MALONZO Jamie James	4	11:42	1.3/2.8	45	1.0/1.8	57	0.3/1.0	25			0.8	1.5	2.3	0.3	0.8	0.5	0.3	0.8		-6.0	2.8
15	FAJARDO June Mar	4	18:30	2.3/3.5	64	2.3/3.5	64			1.5/2.0	75	2.5	2.8	5.3	0.5	1.3	0.3	2.3	2.3	-5.5	6.0	
16	POGOY Roger	4	17:34	2.3/5.8	39	1.0/2.0	50	1.3/3.8	33			0.3	1.3	1.5	0.5	1.0	0.8		1.0	0.5	-1.3	5.8
17	PEREZ CJ	3	6:07	0.7/1.7	40	0.3/1.0	33	0.3/0.7	50	0.7/1.0	67	1.0	0.7	1.7	1.3	1.7		2.0	0.7	-5.0	2.3	
23	ABANDO Rhenz	4	10:47	1.3/3.3	38	1.0/1.5	67	0.3/1.8	14	0.3/1.0	25	0.8	0.8	1.5	0.3	0.3		1.3	1.3	1.5	-1.8	3.0
24	RAMOS Dwight	4	30:36	4.5/11.5	39	2.0/5.8	35	2.5/5.8	43	2.3/2.8	82	1.5	4.3	5.8	2.0	1.5	1.5		2.8	2.5	-8.0	13.8
25	AGUILAR Japeth (C)	4	5:14	0.3/1.0	25	0.3/1.0	25						0.3	0.3				0.3	1.0		-3.8	0.5
34	EDU Ariel John	4	29:24	3.5/5.3	67	3.0/4.0	75	0.5/1.3	40	1.5/2.3	67	1.8	6.5	8.3	1.0	1.5	0.8	1.3	2.0	2.0	-0.8	9.0
Team / Coach				1.0 2.5 3.5 0.5																		
Totals				27.5/64.5	43	20.0/39.3	51	7.5/25.3	30	13.0/18.3	71	10.8	29.5	40.3	15.5	15.8	5.8	4.5	19.8	19.8	-10.5	75.5
Opponents				29.0/71.3	41	18.0/38.0	47	11.0/33.3	33	17.0/22.3	76	14.5	27.3	41.8	21.0	10.8	8.8	2.8	20.3	18.5	10.5	86.0

Team Averages

	PHI	Opponents
Points from Turnovers	14.8	18.8
Points in the Paint	34.5	32.5
Second Chance Points	8.5	15.8
Fast Break Points	14.3	16.0
Bench Points	23.0	28.0

GLOBAL PARTNERS

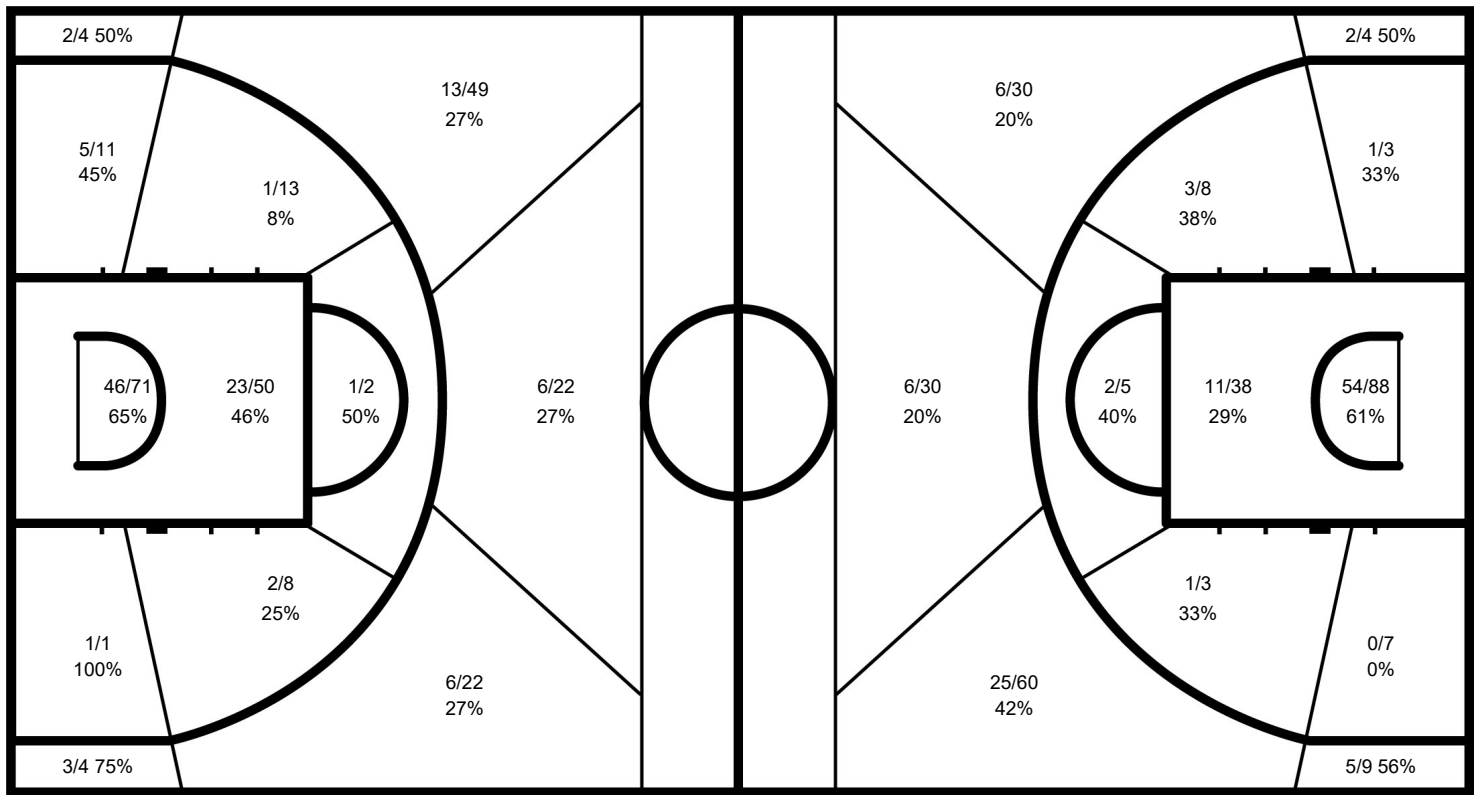


Cumulative Statistics PHI - Philippines After 4 games

Phase	PHI Played	Score		Field Goals		2 Points		3 Points		Free Throws		Rebounds			AS	TO	ST	BS	PF	FD
				M / A	%	M / A	%	M / A	%	M / A	%	OR	DR	TOT						
Group Phase - 1st Round - Group A	DOM	81-87	For	27/56	48	21/38	55	6/18	33	21/27	78	3	32	35	16	19	7	5	28	21
			Agn.	29/73	40	23/45	51	6/28	21	23/34	68	17	26	43	18	12	11	3	22	26
Group Phase - 1st Round - Group A	ANG	70-80	For	27/63	43	23/41	56	4/22	18	12/15	80	12	27	39	17	15	2	3	18	24
			Agn.	27/72	38	18/41	44	9/31	29	17/23	74	20	23	43	17	11	10	4	25	16
Group Phase - 1st Round - Group A	ITA	83-90	For	30/65	46	20/36	56	10/29	34	13/18	72	13	26	39	14	14	8	3	17	20
			Agn.	29/64	45	12/23	52	17/41	41	15/17	88	10	25	35	24	11	7		20	16
Classification 17-32	SSD	68-87	For	26/74	35	16/42	38	10/32	31	6/13	46	15	33	48	15	15	6	7	16	14
			Agn.	31/76	41	19/43	44	12/33	36	13/15	87	11	35	46	25	9	7	4	14	16

PHI - Philippines

Opponents



PHI

	M / A	%
Field Goals	110 / 258	43
2 Points	80 / 157	51
3 Points	30 / 101	30
Free Throws	52 / 73	71

Opponents

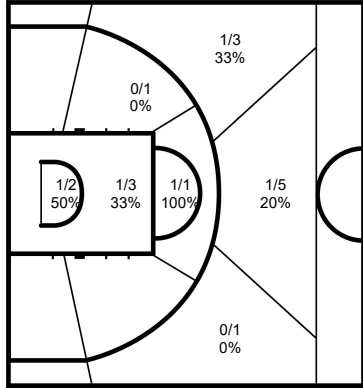
%	M / A	
41	116 / 285	Field Goals
47	72 / 152	2 Points
33	44 / 133	3 Points
76	68 / 89	Free Throws

GLOBAL PARTNERS



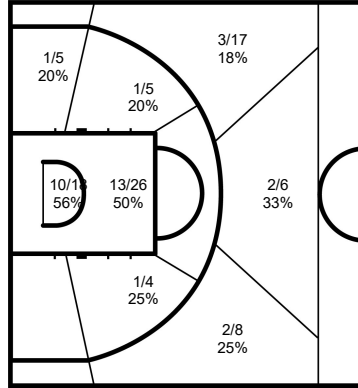
Cumulative Statistics
PHI - Philippines
 After 4 games

4 RAVENA Kiefer



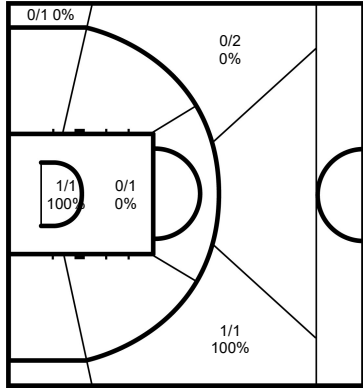
	M / A	%
Field Goals	5 / 16	31
2 Points	3 / 7	43
3 Points	2 / 9	22
Free Throws	1 / 2	50

6 CLARKSON Jordan



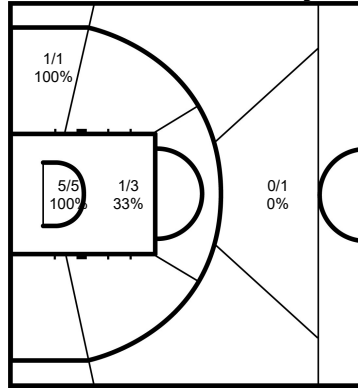
	M / A	%
Field Goals	33 / 89	37
2 Points	26 / 58	45
3 Points	7 / 31	23
Free Throws	23 / 27	85

8 THOMPSON Scottie



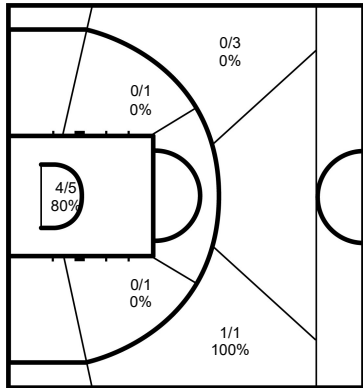
	M / A	%
Field Goals	2 / 6	33
2 Points	1 / 2	50
3 Points	1 / 4	25
Free Throws		

11 SOTTO Kai Zachary



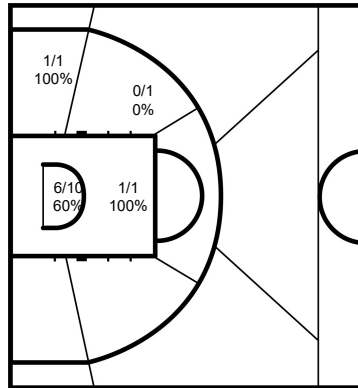
	M / A	%
Field Goals	7 / 10	70
2 Points	7 / 9	78
3 Points	0 / 1	0
Free Throws	4 / 9	44

13 MALONZO Jamie James



	M / A	%
Field Goals	5 / 11	45
2 Points	4 / 7	57
3 Points	1 / 4	25
Free Throws		

15 FAJARDO June Mar



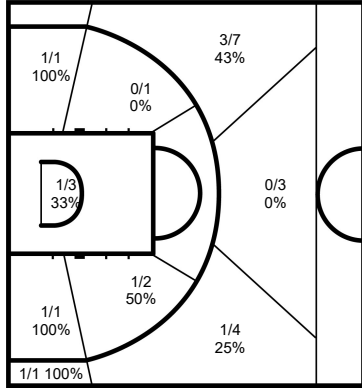
	M / A	%
Field Goals	9 / 14	64
2 Points	9 / 14	64
3 Points		
Free Throws	6 / 8	75

GLOBAL PARTNERS



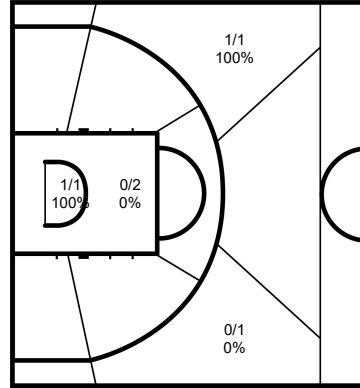
Cumulative Statistics
PHI - Philippines
After 4 games

16 POGOY Roger



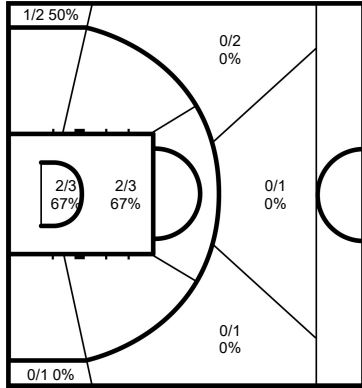
	M / A	%
Field Goals	9 / 23	39
2 Points	4 / 8	50
3 Points	5 / 15	33
Free Throws		

17 PEREZ CJ



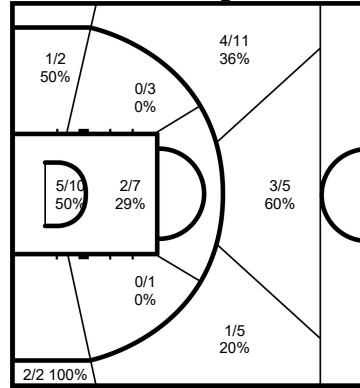
	M / A	%
Field Goals	2 / 5	40
2 Points	1 / 3	33
3 Points	1 / 2	50
Free Throws	2 / 3	67

23 ABANDO Rhenz



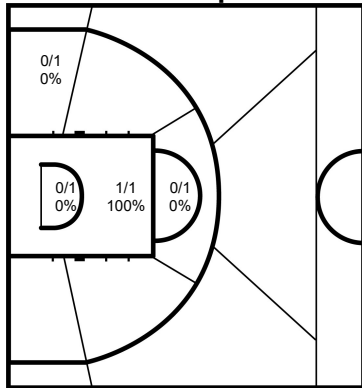
	M / A	%
Field Goals	5 / 13	38
2 Points	4 / 6	67
3 Points	1 / 7	14
Free Throws	1 / 4	25

24 RAMOS Dwight



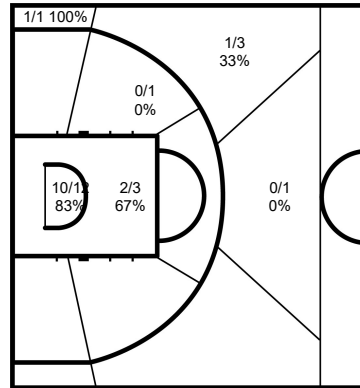
	M / A	%
Field Goals	18 / 46	39
2 Points	8 / 23	35
3 Points	10 / 23	43
Free Throws	9 / 11	82

25 AGUILAR Japeth



	M / A	%
Field Goals	1 / 4	25
2 Points	1 / 4	25
3 Points		
Free Throws		

34 EDU Ariel John



	M / A	%
Field Goals	14 / 21	67
2 Points	12 / 16	75
3 Points	2 / 5	40
Free Throws	6 / 9	67

Legend:			
%	Shooting Percentage	(C)	Captain
BS	Blocked Shots	DR	Defensive Rebounds
MPG	Minutes Played per Game	No.	Uniform Number
PTS	Points	ST	Steals
+/-	Plus-Minus	FD	Fouls Drawn
OR	Offensive Rebounds	PF	Fouls
TOT	Total Rebounds	GP	Games Played
AS	Assists	PPG	Points per Game

GLOBAL PARTNERS

