



## Cumulative Statistics

### CIV - Cote d'Ivoire

#### After 4 games

#### Player Totals

No.	Name	GP	Time Played	Field Goals		2 Points		3 Points		Free Throws		Rebounds			AS	TO	ST	BS	PF	FD	+/-	PTS
				M/A	%	M/A	%	M/A	%	M/A	%	OR	DR	TOT								
0	MOULARE Assemian	3	33:11	6/16	38	3/6	50	3/10	30			3	1	4	4	2		2	1	-17	15	
1	ABOUO Charles	4	1:06:31	8/16	50	5/9	56	3/7	43	1/2	50	1	5	6	4	3	2		13	2	-23	20
2	KONÉ Bazoumana	4	1:15:09	9/29	31	7/21	33	2/8	25	13/13	100	1	5	6	10	7	5		4	10	-38	33
3	SIDIBE Amadou	4	50:14	8/11	73	8/11	73			4/4	100	4	4	8	1	3	1		10	3	-31	20
4	TAPE Patrick	4	1:03:23	8/12	67	8/12	67			5/6	83	4	9	13	4		1	1	5	6	-7	21
7	DADIET Maxence	4	1:08:22	9/20	45	6/11	55	3/9	33	4/4	100	1	5	6	10	5	2		9	7	-25	25
8	FOFANA Mike	2	15:25	2/7	29	1/3	33	1/4	25	1/1	100		2	2	2		1		1		-7	6
10	DIABATE Solo	4	1:24:31	12/32	38	10/22	45	2/10	20	8/9	89		10	10	17	3	7		5	9	-11	34
12	FOFANA Vafessa	4	1:36:26	7/25	28	3/11	27	4/14	29	4/4	100	5	11	16	4	7	5	1	8	9	-33	22
23	BAH Cédric (C)	4	1:33:45	12/30	40	10/27	37	2/3	67	5/7	71	9	15	24	6	7	5	4	14	6	-25	31
45	ZOUZOUA Nisre	4	1:04:05	8/29	28	4/13	31	4/16	25	4/5	80	1	6	7	4	4	4	1	2	3	-8	24
77	DALLY Jean Philippe	4	1:28:58	12/27	44	4/9	44	8/18	44	13/15	87	2	6	8	2	2	5	1	5	17	-25	45
Team / Coach				11 7 18 4																		
<b>Totals</b>				101/254	40	69/155	45	32/99	32	62/70	89	42	86	128	68	47	38	8	78	73	-50	296
<b>Opponents</b>				113/241	47	62/120	52	51/121	42	69/87	79	50	113	163	101	59	21	15	78	77	50	346

#### Team Totals

	CIV	Opponents
Points from Turnovers	71	55
Points in the Paint	116 (58/126) 46%	108 (54/101) 53%
Second Chance Points	36	43
Fast Break Points	28	40
Bench Points	142	125

#### Player Averages

No.	Name	GP	MPG	Field Goals		2 Points		3 Points		Free Throws		Rebounds			AS	TO	ST	BS	PF	FD	+/-	PPG
				M/A	%	M/A	%	M/A	%	M/A	%	OR	DR	TOT								
0	MOULARE Assemian	3	11:03	2.0/5.3	38	1.0/2.0	50	1.0/3.3	30			1.0	0.3	1.3	1.3	0.7		0.7	0.3	-5.7	5.0	
1	ABOUO Charles	4	16:37	2.0/4.0	50	1.3/2.3	56	0.8/1.8	43	0.3/0.5	50	0.3	1.3	1.5	1.0	0.8	0.5	3.3	0.5	-5.8	5.0	
2	KONÉ Bazoumana	4	18:47	2.3/7.3	31	1.8/5.3	33	0.5/2.0	25	3.3/3.3	100	0.3	1.3	1.5	2.5	1.8	1.3	1.0	2.5	-9.5	8.3	
3	SIDIBE Amadou	4	12:33	2.0/2.8	73	2.0/2.8	73			1.0/1.0	100	1.0	1.0	2.0	0.3	0.8	0.3	2.5	0.8	-7.8	5.0	
4	TAPE Patrick	4	15:50	2.0/3.0	67	2.0/3.0	67			1.3/1.5	83	1.0	2.3	3.3	1.0		0.3	0.3	1.3	1.5	-1.8	5.3
7	DADIET Maxence	4	17:05	2.3/5.0	45	1.5/2.8	55	0.8/2.3	33	1.0/1.0	100	0.3	1.3	1.5	2.5	1.3	0.5	2.3	1.8	-6.3	6.3	
8	FOFANA Mike	2	7:42	1.0/3.5	29	0.5/1.5	33	0.5/2.0	25	0.5/0.5	100		1.0	1.0	1.0		0.5	0.5		-3.5	3.0	
10	DIABATE Solo	4	21:07	3.0/8.0	38	2.5/5.5	45	0.5/2.5	20	2.0/2.3	89		2.5	2.5	4.3	0.8	1.8	1.3	2.3	-2.8	8.5	
12	FOFANA Vafessa	4	24:06	1.8/6.3	28	0.8/2.8	27	1.0/3.5	29	1.0/1.0	100	1.3	2.8	4.0	1.0	1.8	1.3	0.3	2.0	2.3	-8.3	5.5
23	BAH Cédric (C)	4	23:26	3.0/7.5	40	2.5/6.8	37	0.5/0.8	67	1.3/1.8	71	2.3	3.8	6.0	1.5	1.8	1.3	1.0	3.5	1.5	-6.3	7.8
45	ZOUZOUA Nisre	4	16:01	2.0/7.3	28	1.0/3.3	31	1.0/4.0	25	1.0/1.3	80	0.3	1.5	1.8	1.0	1.0	1.0	0.3	0.5	0.8	-2.0	6.0
77	DALLY Jean Philippe	4	22:14	3.0/6.8	44	1.0/2.3	44	2.0/4.5	44	3.3/3.8	87	0.5	1.5	2.0	0.5	0.5	1.3	1.3	4.3	-6.3	11.3	
Team / Coach				2.8 1.8 4.5 1.0																		
<b>Totals</b>				25.3/63.5	40	17.3/38.8	45	8.0/24.8	32	15.5/17.5	89	10.5	21.5	32.0	17.0	11.8	9.5	2.0	19.5	18.3	-12.5	74.0
<b>Opponents</b>				28.3/60.3	47	15.5/30.0	52	12.8/30.3	42	17.3/21.8	79	12.5	28.3	40.8	25.3	14.8	5.3	3.8	19.5	19.3	12.5	86.5

#### Team Averages

	CIV	Opponents
Points from Turnovers	17.8	13.8
Points in the Paint	29.0	27.0
Second Chance Points	9.0	10.8
Fast Break Points	7.0	10.0
Bench Points	35.5	31.3

#### GLOBAL PARTNERS



## Cumulative Statistics

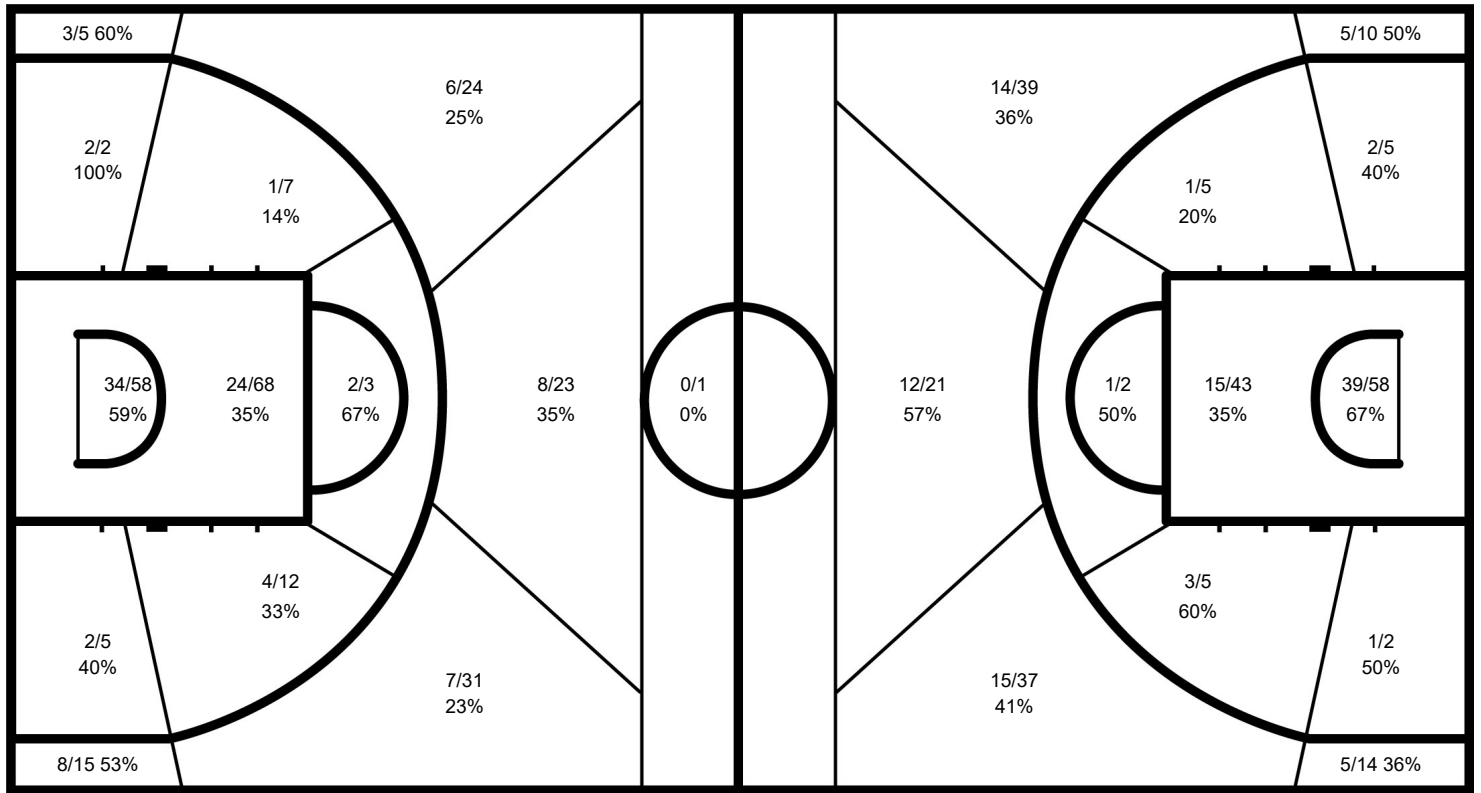
### CIV - Cote d'Ivoire

#### After 4 games

Phase	CIV Played	Score		Field Goals		2 Points		3 Points		Free Throws		Rebounds			AS	TO	ST	BS	PF	FD
				M / A	%	M / A	%	M / A	%	M / A	%	OR	DR	TOT						
Group Phase - 1st Round - Group G	ESP	64-94	For	25/63	40	16/37	43	9/26	35	5/7	71	7	19	26	15	14	11	1	23	14
			Agn.	34/64	53	23/35	66	11/29	38	15/22	68	17	31	48	29	18	7	5	15	23
Group Phase - 1st Round - Group G	IRI	71-69	For	22/59	37	15/37	41	7/22	32	20/21	95	12	23	35	15	12	9	2	15	20
			Agn.	24/57	42	14/29	48	10/28	36	11/15	73	10	25	35	20	14	6	3	22	15
Group Phase - 1st Round - Group G	BRA	77-89	For	24/65	37	17/42	40	7/23	30	22/25	88	13	22	35	14	12	9	4	21	23
			Agn.	26/62	42	12/30	40	14/32	44	23/25	92	14	29	43	27	13	5	3	24	21
Classification 17-32	LBN	84-94	For	30/67	45	21/39	54	9/28	32	15/17	88	10	22	32	24	9	9	1	19	16
			Agn.	29/58	50	13/26	50	16/32	50	20/25	80	9	28	37	25	14	3	4	17	18

CIV - Cote d'Ivoire

Opponents



CIV

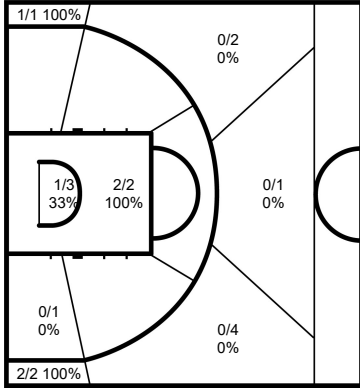
	M / A	%
Field Goals	101 / 254	40
2 Points	69 / 155	45
3 Points	32 / 99	32
Free Throws	62 / 70	89

Opponents

%	M / A	
47	113 / 241	Field Goals
52	62 / 120	2 Points
42	51 / 121	3 Points
79	69 / 87	Free Throws

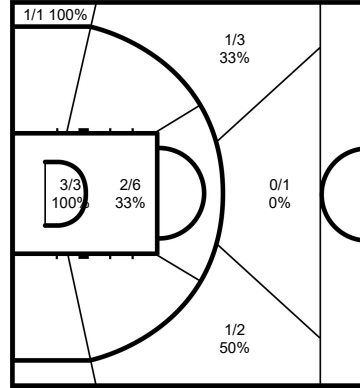
**Cumulative Statistics**  
**CIV - Cote d'Ivoire**  
After 4 games

**0 MOULARE Asseman**



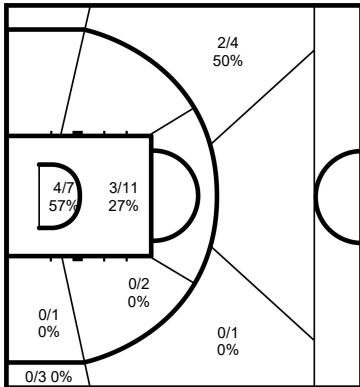
	M / A	%
Field Goals	6 / 16	38
2 Points	3 / 6	50
3 Points	3 / 10	30
Free Throws		

**1 ABOUO Charles**



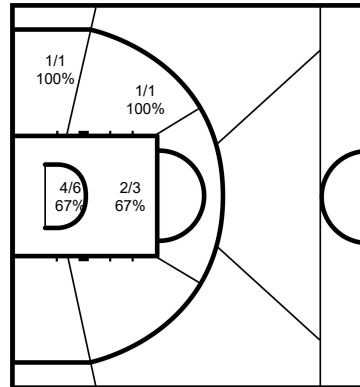
	M / A	%
Field Goals	8 / 16	50
2 Points	5 / 9	56
3 Points	3 / 7	43
Free Throws	1 / 2	50

**2 KONÉ Bazoumana**



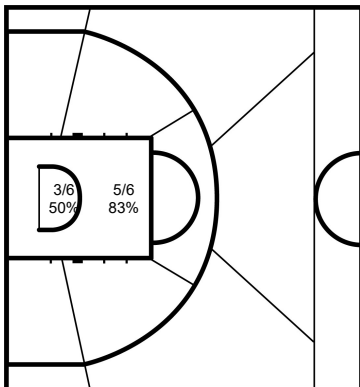
	M / A	%
Field Goals	9 / 29	31
2 Points	7 / 21	33
3 Points	2 / 8	25
Free Throws	13 / 13	100

**3 SIDIBE Amadou**



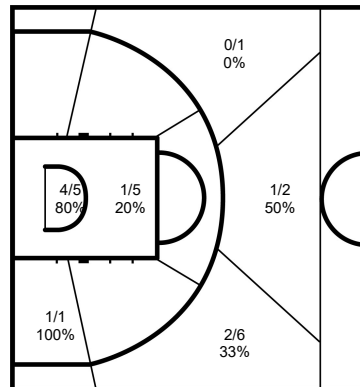
	M / A	%
Field Goals	8 / 11	73
2 Points	8 / 11	73
3 Points		
Free Throws	4 / 4	100

**4 TAPE Patrick**



	M / A	%
Field Goals	8 / 12	67
2 Points	8 / 12	67
3 Points		
Free Throws	5 / 6	83

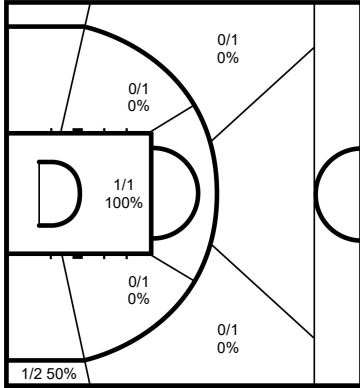
**7 DADIET Maxence**



	M / A	%
Field Goals	9 / 20	45
2 Points	6 / 11	55
3 Points	3 / 9	33
Free Throws	4 / 4	100

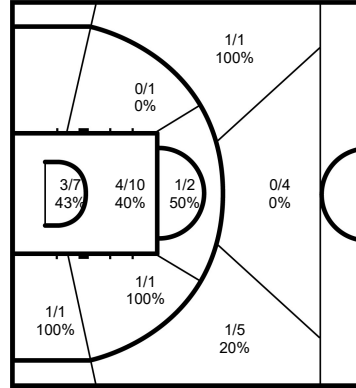
## Cumulative Statistics CIV - Cote d'Ivoire After 4 games

### 8 FOFANA Mike



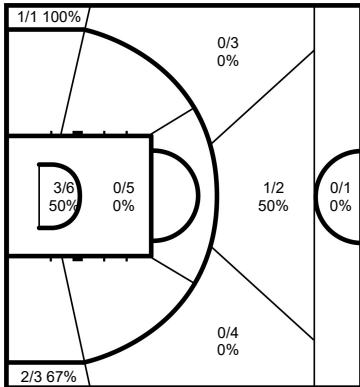
	M / A	%
Field Goals	2 / 7	29
2 Points	1 / 3	33
3 Points	1 / 4	25
Free Throws	1 / 1	100

### 10 DIABATE Solo



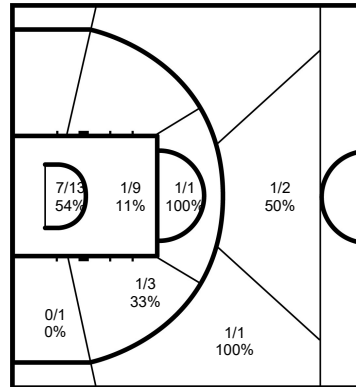
	M / A	%
Field Goals	12 / 32	38
2 Points	10 / 22	45
3 Points	2 / 10	20
Free Throws	8 / 9	89

### 12 FOFANA Vafessa



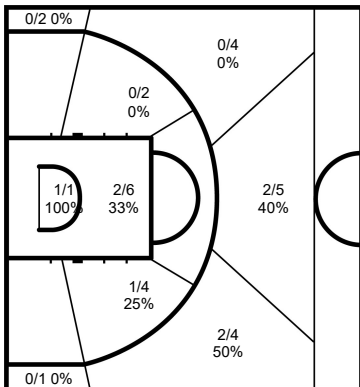
	M / A	%
Field Goals	7 / 25	28
2 Points	3 / 11	27
3 Points	4 / 14	29
Free Throws	4 / 4	100

### 23 BAH Cédric



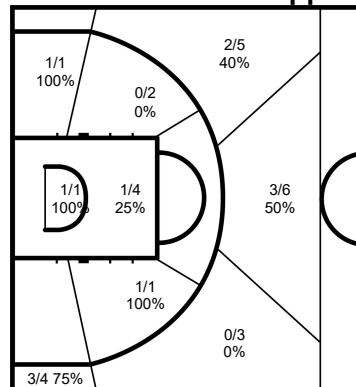
	M / A	%
Field Goals	12 / 30	40
2 Points	10 / 27	37
3 Points	2 / 3	67
Free Throws	5 / 7	71

### 45 ZOUZOUA Nisre



	M / A	%
Field Goals	8 / 29	28
2 Points	4 / 13	31
3 Points	4 / 16	25
Free Throws	4 / 5	80

### 77 DALLY Jean Philippe



	M / A	%
Field Goals	12 / 27	44
2 Points	4 / 9	44
3 Points	8 / 18	44
Free Throws	13 / 15	87

Legend:			
%	Shooting Percentage	(C)	Captain
BS	Blocked Shots	DR	Defensive Rebounds
MPG	Minutes Played per Game	No.	Uniform Number
PTS	Points	ST	Steals
+/-	Plus-Minus	FD	Fouls Drawn
OR	Offensive Rebounds	PF	Fouls
TOT	Total Rebounds	GP	Games Played
AS	Assists	PPG	Points per Game
M / A	Made / Attempts		
Agn.	Against		

### GLOBAL PARTNERS

