

## Cumulative Statistics

### GRE - Greece

#### After 4 games

#### Player Totals

No.	Name	GP	Time Played	Field Goals		2 Points		3 Points		Free Throws		Rebounds			AS	TO	ST	BS	PF	FD	+/-	PTS
				M / A	%	M / A	%	M / A	%	M / A	%	OR	DR	TOT								
0	WALKUP Thomas	4	2:03:43	20/47	43	10/25	40	10/22	45	3/6	50	2	11	13	30	7	5		8	13	-2	53
1	ROGKAVOPOULOS Nikos	4	1:10:43	11/23	48	6/9	67	5/14	36	7/8	88	3	11	14	2	1	4		9	5	-12	34
3	LOUNTZIS Michail	4	51:04	7/18	39	5/8	63	2/10	20	2/3	67		9	9	8	4		9	2	-19	18	
5	LARENTZAKIS Giannoulis	4	1:26:18	21/46	46	12/22	55	9/24	38	12/14	86	1	3	4	4	6	4		15	14	15	63
6	MORAITIS Dimitris	3	27:12	3/7	43	2/3	67	1/4	25	1/2	50		1	1	4	2	2		4	2	-15	8
13	BOCHORIDIS Lefteris	4	37:44	3/7	43	0/2	0	3/5	60	3/3	100	1	4	5	5			5	3	-7	12	
14	PAPAGIANNIS Georgios	4	1:52:34	17/32	53	16/31	52	1/1	100	2/2	100	7	11	18	5	1	4	6	8	6	-14	37
16	PAPANIKOLAOU Kostas (C)	4	1:42:24	10/30	33	9/13	69	1/17	6	1/1	100	7	7	14	7	5	4		4	4	-26	22
21	PAPAPETROU Ioannis	4	1:41:40	20/39	51	13/24	54	7/15	47	11/17	65	7	8	15	3	2	2	3	3	14	-14	58
43	ANTETOKOUNMPO Thanasis	4	1:05:24	6/18	33	5/12	42	1/6	17	2/9	22	6	6	12	2	1	6	2	10	12	-27	15
44	MITOGLOU Konstantinos	0																				
76	CHATZIDAKIS Emmanouil	4	21:14	1/4	25	1/4	25			1/2	50	3	1	4	1	1			9	1	6	3
Team / Coach				12 6 18 8 1																		
<b>Totals</b>				119/271	44	79/153	52	40/118	34	45/67	67	49	78	127	71	38	31	11	85	76	-23	323
<b>Opponents</b>				113/221	51	70/130	54	43/91	47	77/96	80	41	106	147	85	59	19	16	77	82	23	346

#### Team Totals

	GRE	Opponents
Points from Turnovers	76	51
Points in the Paint	126 (63/118) 53%	108 (54/95) 57%
Second Chance Points	43	39
Fast Break Points	26	53
Bench Points	182	108

#### Player Averages

No.	Name	GP	MPG	Field Goals		2 Points		3 Points		Free Throws		Rebounds			AS	TO	ST	BS	PF	FD	+/-	PPG
				M / A	%	M / A	%	M / A	%	M / A	%	OR	DR	TOT								
0	WALKUP Thomas	4	30:55	5.0/11.8	43	2.5/6.3	40	2.5/5.5	45	0.8/1.5	50	0.5	2.8	3.3	7.5	1.8	1.3		2.0	3.3	-0.5	13.3
1	ROGKAVOPOULOS Nikos	4	17:40	2.8/5.8	48	1.5/2.3	67	1.3/3.5	36	1.8/2.0	88	0.8	2.8	3.5	0.5	0.3	1.0		2.3	1.3	-3.0	8.5
3	LOUNTZIS Michail	4	12:46	1.8/4.5	39	1.3/2.0	63	0.5/2.5	20	0.5/0.8	67		2.3	2.3	2.0	1.0		2.3	0.5	-4.8	4.5	
5	LARENTZAKIS Giannoulis	4	21:34	5.3/11.5	46	3.0/5.5	55	2.3/6.0	38	3.0/3.5	86	0.3	0.8	1.0	1.0	1.5	1.0		3.8	3.5	3.8	15.8
6	MORAITIS Dimitris	3	9:04	1.0/2.3	43	0.7/1.0	67	0.3/1.3	25	0.3/0.7	50		0.3	0.3	1.3	0.7	0.7		1.3	0.7	-5.0	2.7
13	BOCHORIDIS Lefteris	4	9:26	0.8/1.8	43	0.0/0.5	0	0.8/1.3	60	0.8/0.8	100	0.3	1.0	1.3	1.3				1.3	0.8	-1.8	3.0
14	PAPAGIANNIS Georgios	4	28:08	4.3/8.0	53	4.0/7.8	52	0.3/0.3	100	0.5/0.5	100	1.8	2.8	4.5	1.3	0.3	1.0	1.5	2.0	1.5	-3.5	9.3
16	PAPANIKOLAOU Kostas (C)	4	25:36	2.5/7.5	33	2.3/3.3	69	0.3/4.3	6	0.3/0.3	100	1.8	1.8	3.5	1.8	1.3	1.0		1.0	1.0	-6.5	5.5
21	PAPAPETROU Ioannis	4	25:25	5.0/9.8	51	3.3/6.0	54	1.8/3.8	47	2.8/4.3	65	1.8	2.0	3.8	0.8	0.5	0.5	0.8	0.8	3.5	-3.5	14.5
43	ANTETOKOUNMPO Thanasis	4	16:21	1.5/4.5	33	1.3/3.0	42	0.3/1.5	17	0.5/2.3	22	1.5	1.5	3.0	0.5	0.3	1.5	0.5	2.5	3.0	-6.8	3.8
44	MITOGLOU Konstantinos	0																				
76	CHATZIDAKIS Emmanouil	4	5:18	0.3/1.0	25	0.3/1.0	25			0.3/0.5	50	0.8	0.3	1.0	0.3	0.3			2.3	0.3	1.5	0.8
Team / Coach				3.0 1.5 4.5 2.0 1																		
<b>Totals</b>				29.8/67.8	44	19.8/38.3	52	10.0/29.5	34	11.3/16.8	67	12.3	19.5	31.8	17.8	9.5	7.8	2.8	21.3	19.0	-5.8	80.8
<b>Opponents</b>				28.3/55.3	51	17.5/32.5	54	10.8/22.8	47	19.3/24.0	80	10.3	26.5	36.8	21.3	14.8	4.8	4.0	19.3	20.5	5.8	86.5

#### Team Averages

	GRE	Opponents
Points from Turnovers	19.0	12.8
Points in the Paint	31.5	27.0
Second Chance Points	10.8	9.8
Fast Break Points	6.5	13.3
Bench Points	45.5	27.0

#### GLOBAL PARTNERS



## Cumulative Statistics

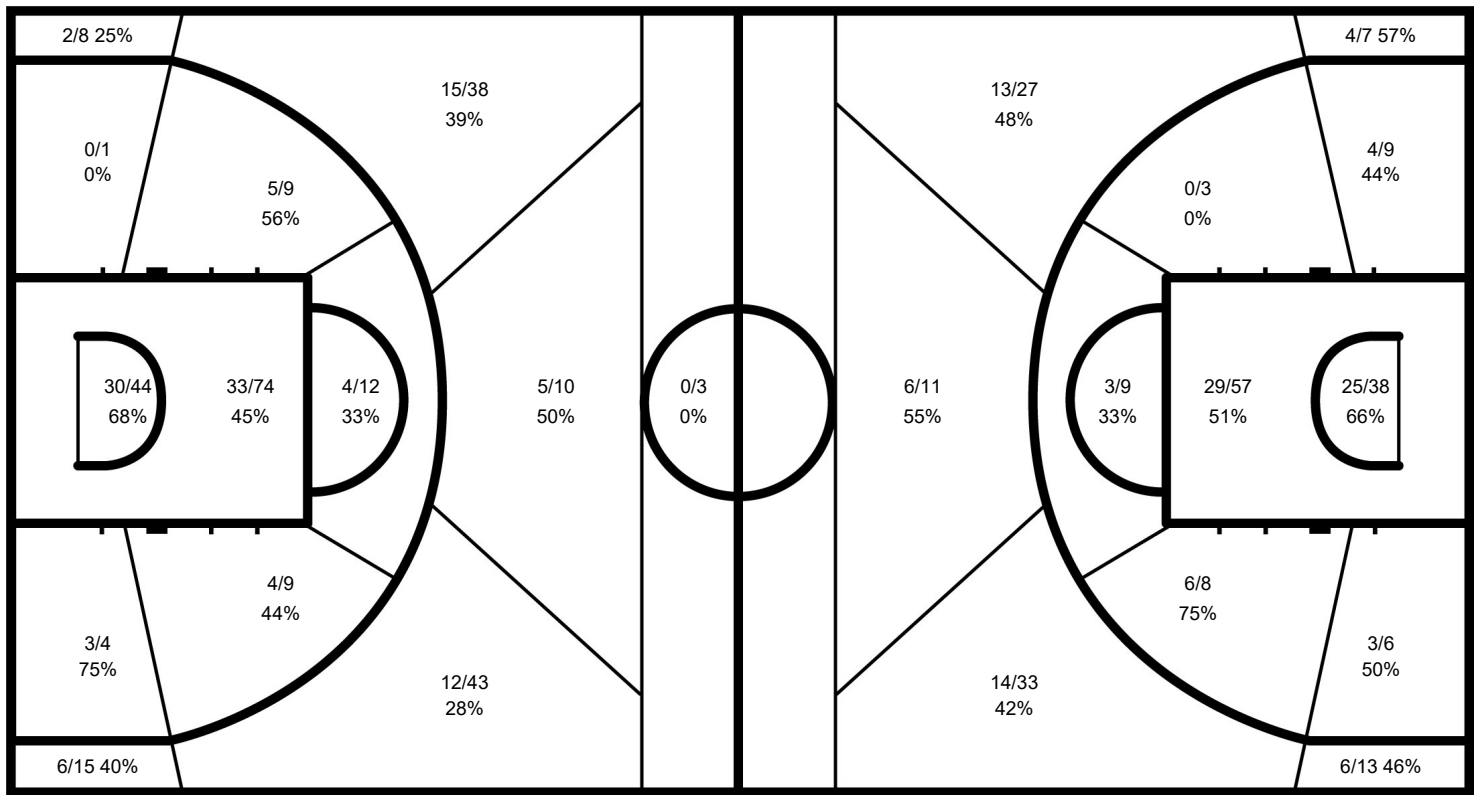
### GRE - Greece

#### After 4 games

Phase	GRE Played	Score		Field Goals			2 Points			3 Points			Free Throws			Rebounds			AS	TO	ST	BS	PF	FD
				M / A	%	M / A	%	M / A	%	M / A	%	OR	DR	TOT										
Group Phase - 1st Round - Group C	JOR	92-71	For	35/68	51	23/36	64	12/32	38	10/18	56	17	25	42	24	11	9	5	20	19				
			Agn.	23/56	41	15/36	42	8/20	40	17/25	68	11	20	31	17	14	5	1	20	20				
Group Phase - 1st Round - Group C	USA	81-109	For	33/69	48	26/46	57	7/23	30	8/16	50	7	18	25	17	12	5	2	23	15				
			Agn.	35/61	57	26/39	67	9/22	41	30/34	88	10	30	40	26	11	8	7	15	23				
Group Phase - 1st Round - Group C	NZL	83-74	For	28/70	40	17/38	45	11/32	34	16/20	80	14	20	34	19	6	10	3	24	24				
			Agn.	22/51	43	11/26	42	11/25	44	19/24	79	13	29	42	17	21	3	3	24	22				
Group Phase - 2nd Round - Group J	LTU	67-92	For	23/64	36	13/33	39	10/31	32	11/13	85	11	15	26	11	9	7	1	18	18				
			Agn.	33/53	62	18/29	62	15/24	63	11/13	85	7	27	34	25	13	3	5	18	17				

GRE - Greece

Opponents



GRE

	M / A	%
Field Goals	119 / 271	44
2 Points	79 / 153	52
3 Points	40 / 118	34
Free Throws	45 / 67	67

Opponents

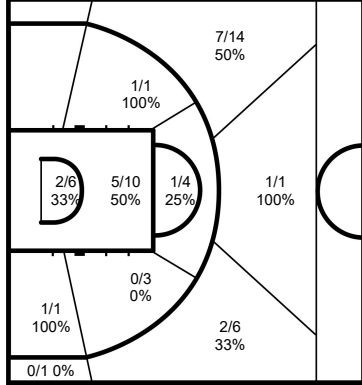
%	M / A	
51	113 / 221	Field Goals
54	70 / 130	2 Points
47	43 / 91	3 Points
80	77 / 96	Free Throws

GLOBAL PARTNERS



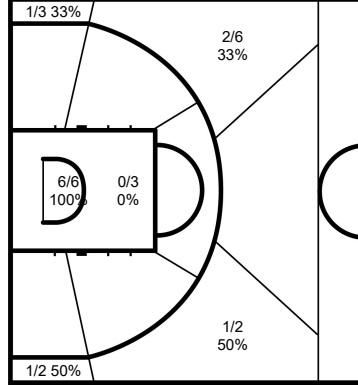
**Cumulative Statistics**  
**GRE - Greece**  
After 4 games

**0 WALKUP Thomas**



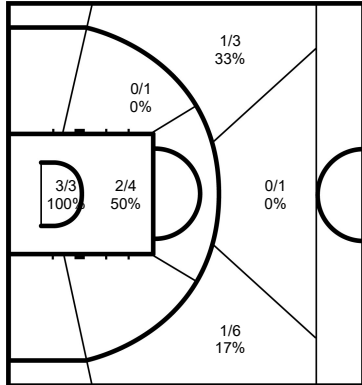
	M / A	%
Field Goals	20 / 47	43
2 Points	10 / 25	40
3 Points	10 / 22	45
Free Throws	3 / 6	50

**1 ROGKAVOPOULOS Nikos**



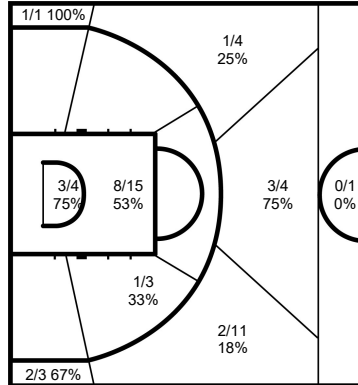
	M / A	%
Field Goals	11 / 23	48
2 Points	6 / 9	67
3 Points	5 / 14	36
Free Throws	7 / 8	88

**3 LOUNTZIS Michail**



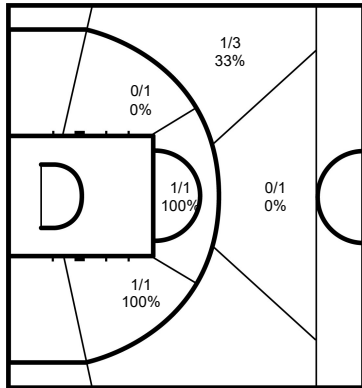
	M / A	%
Field Goals	7 / 18	39
2 Points	5 / 8	63
3 Points	2 / 10	20
Free Throws	2 / 3	67

**5 LARENTZAKIS Giannoulis**



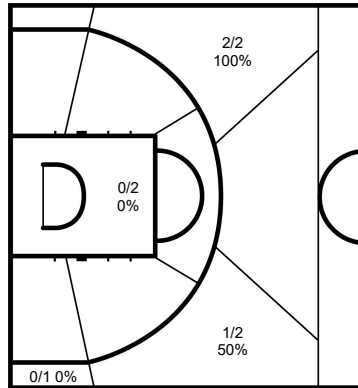
	M / A	%
Field Goals	21 / 46	46
2 Points	12 / 22	55
3 Points	9 / 24	38
Free Throws	12 / 14	86

**6 MORAITIS Dimitris**



	M / A	%
Field Goals	3 / 7	43
2 Points	2 / 3	67
3 Points	1 / 4	25
Free Throws	1 / 2	50

**13 BOCHORIDIS Lefteris**



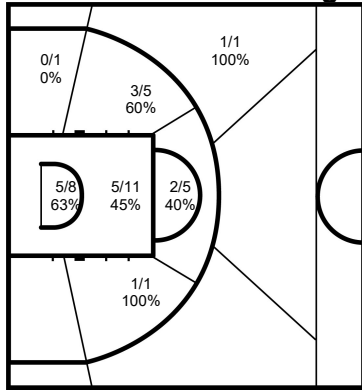
	M / A	%
Field Goals	3 / 7	43
2 Points	0 / 2	0
3 Points	3 / 5	60
Free Throws	3 / 3	100

GLOBAL PARTNERS



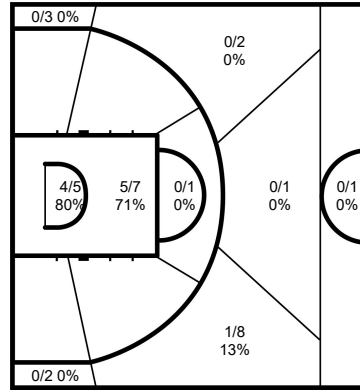
**Cumulative Statistics**  
GRE - Greece  
After 4 games

**14 PAPAGIANNIS Georgios**



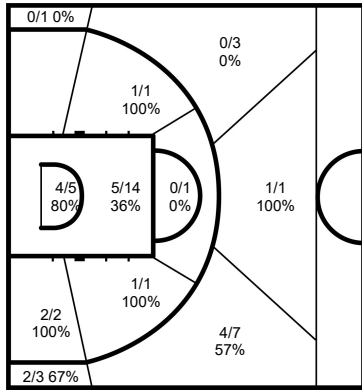
	M / A	%
Field Goals	17 / 32	53
2 Points	16 / 31	52
3 Points	1 / 1	100
Free Throws	2 / 2	100

**16 PAPANIKOLAOU Kostas**



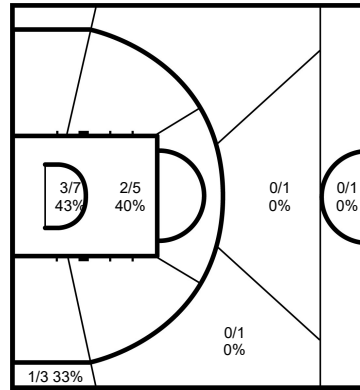
	M / A	%
Field Goals	10 / 30	33
2 Points	9 / 13	69
3 Points	1 / 17	6
Free Throws	1 / 1	100

**21 PAPAPETROU Ioannis**



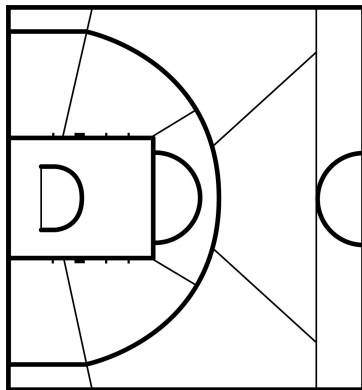
	M / A	%
Field Goals	20 / 39	51
2 Points	13 / 24	54
3 Points	7 / 15	47
Free Throws	11 / 17	65

**43 ANTETOKOUNMPO Thanasis**



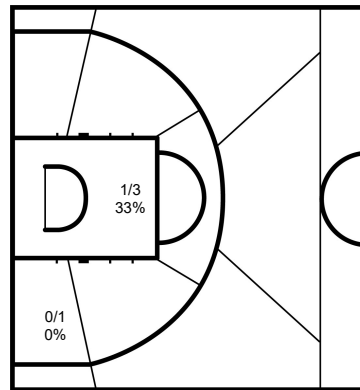
	M / A	%
Field Goals	6 / 18	33
2 Points	5 / 12	42
3 Points	1 / 6	17
Free Throws	2 / 9	22

**44 MITOGLOU Konstantinos**



	M / A	%
Field Goals		
2 Points		
3 Points		
Free Throws		

**76 CHATZIDAKIS Emmanouil**



	M / A	%
Field Goals	1 / 4	25
2 Points	1 / 4	25
3 Points		
Free Throws	1 / 2	50

Legend:			
%	Shooting Percentage	(C)	Captain
BS	Blocked Shots	DR	Defensive Rebounds
MPG	Minutes Played per Game	No.	Uniform Number
PTS	Points	ST	Steals
+/-	Plus-Minus	FD	Fouls Drawn
OR	Offensive Rebounds	GP	Games Played
TOT	Turnovers	PF	Fouls
Agn.	Against	TOT	Total Rebounds
AS	Assists	M / A	Made / Attempts
PPG	Points per Game		

GLOBAL PARTNERS

