

## Cumulative Statistics

### LTU - Lithuania

#### After 4 games

#### Player Totals

No.	Name	GP	Time Played	Field Goals		2 Points		3 Points		Free Throws		Rebounds			AS	TO	ST	BS	PF	FD	+/-	PTS
				M/A	%	M/A	%	M/A	%	M/A	%	OR	DR	TOT								
2	NORMANTAS Margiris	4	1:15:18	8/16	50	4/7	57	4/9	44	4/6	67	1	4	5	13	5		1	4	6	33	24
8	SEDEKERSKIS Tadas	4	1:25:35	9/14	64	9/13	69	0/1	0	4/5	80	8	15	23	6	2		3	7	8	31	22
9	BRAZDEIKIS Ignas	4	1:29:24	19/32	59	12/22	55	7/10	70	1/2	50	3	14	17	7	4	1	3	8	7	64	46
12	MALDUNAS Gabrielius	4	16:24	3/3	100	3/3	100					2	4	6	3			1	5	1	34	6
13	JOKUBAITIS Rokas	4	1:36:48	20/36	56	13/26	50	7/10	70	8/8	100	4	9	13	22	9	5	1	4	11	55	55
17	VALANCIUNAS Jonas (C)	4	1:24:05	23/37	62	21/34	62	2/3	67	8/14	57	9	30	39	4	10		4	8	12	21	56
19	KUZMINSKAS Mindaugas	4	1:10:04	15/25	60	9/12	75	6/13	46	7/9	78	3	17	20	10	4		3	9	5	50	43
20	MOTIEJUNAS Donatas	4	1:00:39	12/22	55	10/20	50	2/2	100	4/8	50	8	11	19	3	4	3	2	6	9	53	30
22	BENDZIUS Eimantas	4	1:03:47	12/24	50	5/6	83	7/18	39	6/7	86	2	6	8	3	6	1		9	4	54	37
31	KARINIAUSKAS Vaidas	4	55:13	4/10	40	3/5	60	1/5	20	4/4	100		6	6	8	4	2	1	10	3	49	13
33	DIMSA Tomas	4	1:19:35	9/24	38	5/6	83	4/18	22	6/6	100	1	4	5	8	3		1	4	5	51	28
91	SIRVYDIS Deividas	3	23:08	4/12	33	0/1	0	4/11	36			1	4	5	1				2	1	10	12
Team / Coach				7 5 12 1 1																		
<b>Totals</b>				138/255	54	94/155	61	44/100	44	52/69	75	49	129	178	88	52	12	20	77	72	101	372
<b>Opponents</b>				99/270	37	73/169	43	26/101	26	47/67	70	45	74	119	54	35	31	6	77	77	-101	271

#### Team Totals

	LTU	Opponents
Points from Turnovers	44	65
Points in the Paint	160 (80/131) 61%	126 (63/140) 45%
Second Chance Points	63	39
Fast Break Points	42	33
Bench Points	181	92

#### Player Averages

No.	Name	GP	MPG	Field Goals		2 Points		3 Points		Free Throws		Rebounds			AS	TO	ST	BS	PF	FD	+/-	PPG
				M/A	%	M/A	%	M/A	%	M/A	%	OR	DR	TOT								
2	NORMANTAS Margiris	4	18:49	2.0/4.0	50	1.0/1.8	57	1.0/2.3	44	1.0/1.5	67	0.3	1.0	1.3	3.3	1.3		0.3	1.0	1.5	8.3	6.0
8	SEDEKERSKIS Tadas	4	21:23	2.3/3.5	64	2.3/3.3	69	0.0/0.3	0	1.0/1.3	80	2.0	3.8	5.8	1.5	0.5		0.8	1.8	2.0	7.8	5.5
9	BRAZDEIKIS Ignas	4	22:21	4.8/8.0	59	3.0/5.5	55	1.8/2.5	70	0.3/0.5	50	0.8	3.5	4.3	1.8	1.0	0.3	0.8	2.0	1.8	16.0	11.5
12	MALDUNAS Gabrielius	4	4:06	0.8/0.8	100	0.8/0.8	100					0.5	1.0	1.5	0.8			0.3	1.3	0.3	8.5	1.5
13	JOKUBAITIS Rokas	4	24:12	5.0/9.0	56	3.3/6.5	50	1.8/2.5	70	2.0/2.0	100	1.0	2.3	3.3	5.5	2.3	1.3	0.3	1.0	2.8	13.8	13.8
17	VALANCIUNAS Jonas (C)	4	21:01	5.8/9.3	62	5.3/8.5	62	0.5/0.8	67	2.0/3.5	57	2.3	7.5	9.8	1.0	2.5		1.0	2.0	3.0	5.3	14.0
19	KUZMINSKAS Mindaugas	4	17:31	3.8/6.3	60	2.3/3.0	75	1.5/3.3	46	1.8/2.3	78	0.8	4.3	5.0	2.5	1.0		0.8	2.3	1.3	12.5	10.8
20	MOTIEJUNAS Donatas	4	15:09	3.0/5.5	55	2.5/5.0	50	0.5/0.5	100	1.0/2.0	50	2.0	2.8	4.8	0.8	1.0	0.8	0.5	1.5	2.3	13.3	7.5
22	BENDZIUS Eimantas	4	15:56	3.0/6.0	50	1.3/1.5	83	1.8/4.5	39	1.5/1.8	86	0.5	1.5	2.0	0.8	1.5	0.3		2.3	1.0	13.5	9.3
31	KARINIAUSKAS Vaidas	4	13:48	1.0/2.5	40	0.8/1.3	60	0.3/1.3	20	1.0/1.0	100		1.5	1.5	2.0	1.0	0.5	0.3	2.5	0.8	12.3	3.3
33	DIMSA Tomas	4	19:53	2.3/6.0	38	1.3/1.5	83	1.0/4.5	22	1.5/1.5	100	0.3	1.0	1.3	2.0	0.8		0.3	1.0	1.3	12.8	7.0
91	SIRVYDIS Deividas	3	7:42	1.3/4.0	33	0.0/0.3	0	1.3/3.7	36				0.3	1.3	1.7	0.3			0.7	0.3	3.3	4.0
Team / Coach				1.8 1.3 3.0 0.3 1																		
<b>Totals</b>				34.5/63.8	54	23.5/38.8	61	11.0/25.0	44	13.0/17.3	75	12.3	32.3	44.5	22.0	13.0	3.0	5.0	19.3	18.0	25.3	93.0
<b>Opponents</b>				24.8/67.5	37	18.3/42.3	43	6.5/25.3	26	11.8/16.8	70	11.3	18.5	29.8	13.5	8.8	7.8	1.5	19.3	19.3	-25.3	67.8

#### Team Averages

	LTU	Opponents
Points from Turnovers	11.0	16.3
Points in the Paint	40.0	31.5
Second Chance Points	15.8	9.8
Fast Break Points	10.5	8.3
Bench Points	45.3	23.0

#### GLOBAL PARTNERS



## Cumulative Statistics

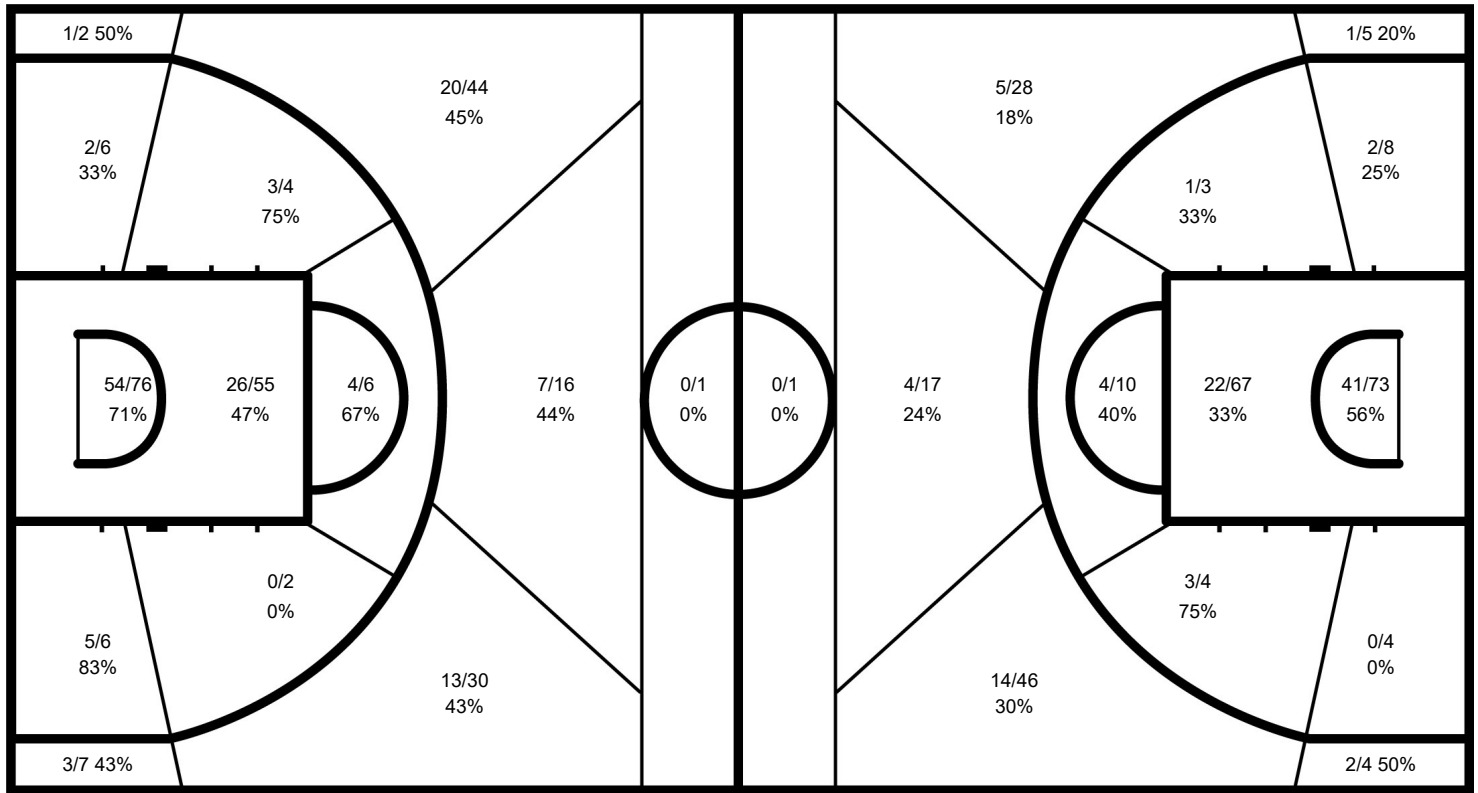
### LTU - Lithuania

#### After 4 games

Phase	LTU Played	Score		Field Goals		2 Points		3 Points		Free Throws		Rebounds			AS	TO	ST	BS	PF	FD
				M / A	%	M / A	%	M / A	%	M / A	%	OR	DR	TOT						
Group Phase - 1st Round - Group D	EGY	93-67	For	32/76	42	21/40	53	11/36	31	18/23	78	22	31	53	24	11	2	2	20	21
			Agn.	27/64	42	23/49	47	4/15	27	9/19	47	11	23	34	12	10	6	1	22	20
Group Phase - 1st Round - Group D	MEX	96-66	For	38/66	58	28/43	65	10/23	43	10/13	77	8	39	47	23	14	5	7	15	15
			Agn.	26/73	36	19/49	39	7/24	29	7/9	78	9	20	29	19	11	9	2	17	16
Group Phase - 1st Round - Group D	MNE	91-71	For	35/60	58	27/43	63	8/17	47	13/20	65	12	32	44	16	14	2	6	24	19
			Agn.	23/69	33	18/38	47	5/31	16	20/26	77	14	16	30	12	5	9	2	20	23
Group Phase - 2nd Round - Group J	GRE	92-67	For	33/53	62	18/29	62	15/24	63	11/13	85	7	27	34	25	13	3	5	18	17
			Agn.	23/64	36	13/33	39	10/31	32	11/13	85	11	15	26	11	9	7	1	18	18

LTU - Lithuania

Opponents



LTU

	M / A	%
Field Goals	138 / 255	54
2 Points	94 / 155	61
3 Points	44 / 100	44
Free Throws	52 / 69	75

Opponents

%	M / A	
37	99 / 270	Field Goals
43	73 / 169	2 Points
26	26 / 101	3 Points
70	47 / 67	Free Throws

GLOBAL PARTNERS

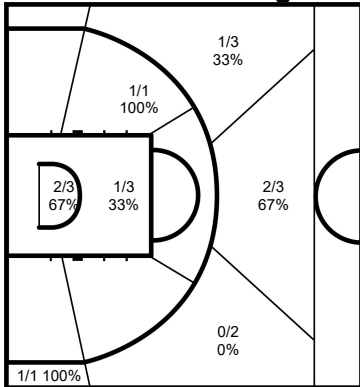


## Cumulative Statistics

LTU - Lithuania

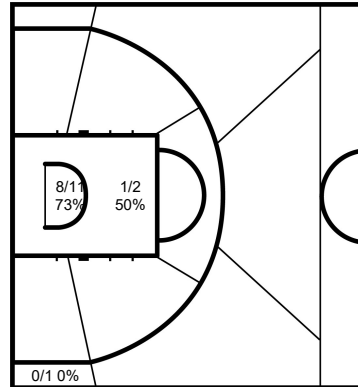
After 4 games

### 2 NORMANTAS Margiris



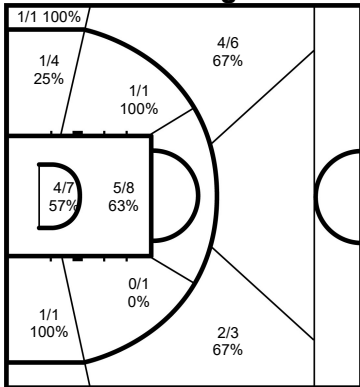
	M / A	%
Field Goals	8 / 16	50
2 Points	4 / 7	57
3 Points	4 / 9	44
Free Throws	4 / 6	67

### 8 SEDEKERSKIS Tadas



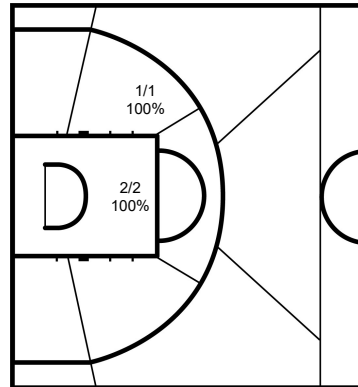
	M / A	%
Field Goals	9 / 14	64
2 Points	9 / 13	69
3 Points	0 / 1	0
Free Throws	4 / 5	80

### 9 BRAZDEIKIS Ignas



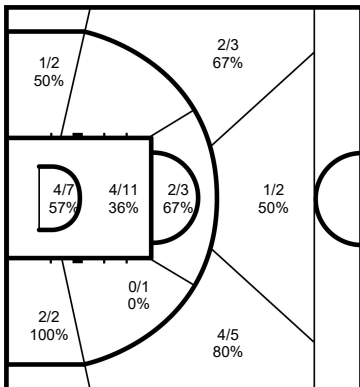
	M / A	%
Field Goals	19 / 32	59
2 Points	12 / 22	55
3 Points	7 / 10	70
Free Throws	1 / 2	50

### 12 MALDUNAS Gabrielius



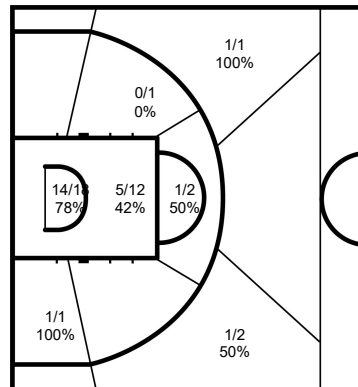
	M / A	%
Field Goals	3 / 3	100
2 Points	3 / 3	100
3 Points		
Free Throws		

### 13 JOKUBAITIS Rokas



	M / A	%
Field Goals	20 / 36	56
2 Points	13 / 26	50
3 Points	7 / 10	70
Free Throws	8 / 8	100

### 17 VALANCIUNAS Jonas



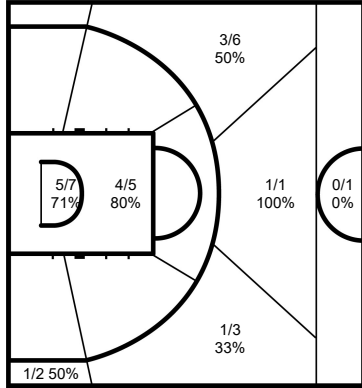
	M / A	%
Field Goals	23 / 37	62
2 Points	21 / 34	62
3 Points	2 / 3	67
Free Throws	8 / 14	57

## Cumulative Statistics

LTU - Lithuania

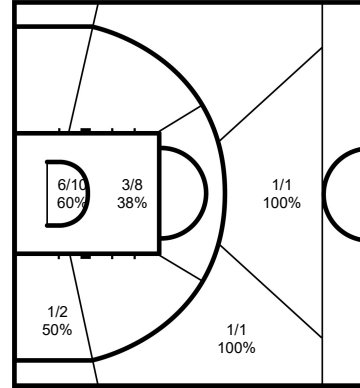
After 4 games

### 19 KUZMINSKAS Mindaugas



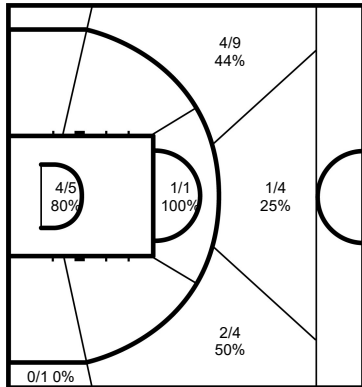
	M / A	%
Field Goals	15 / 25	60
2 Points	9 / 12	75
3 Points	6 / 13	46
Free Throws	7 / 9	78

### 20 MOTIEJUNAS Donatas



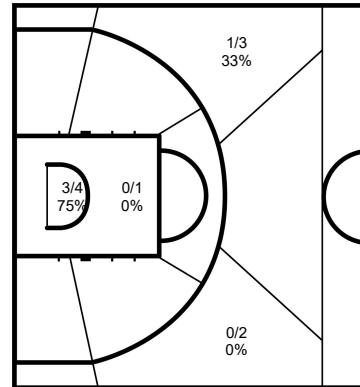
	M / A	%
Field Goals	12 / 22	55
2 Points	10 / 20	50
3 Points	2 / 2	100
Free Throws	4 / 8	50

### 22 BENDZIUS Eimantas



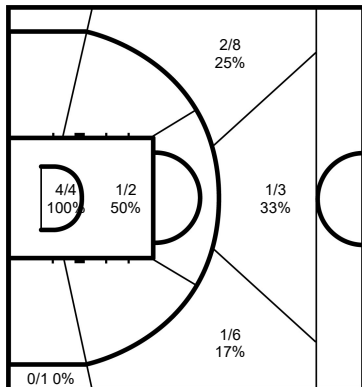
	M / A	%
Field Goals	12 / 24	50
2 Points	5 / 6	83
3 Points	7 / 18	39
Free Throws	6 / 7	86

### 31 KARINIAUSKAS Vaidas



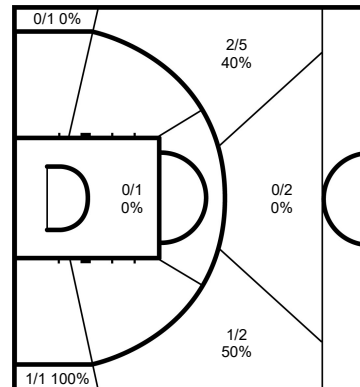
	M / A	%
Field Goals	4 / 10	40
2 Points	3 / 5	60
3 Points	1 / 5	20
Free Throws	4 / 4	100

### 33 DIMSA Tomas



	M / A	%
Field Goals	9 / 24	38
2 Points	5 / 6	83
3 Points	4 / 18	22
Free Throws	6 / 6	100

### 91 SIRVYDIS Deividas



	M / A	%
Field Goals	4 / 12	33
2 Points	0 / 1	0
3 Points	4 / 11	36
Free Throws		

#### Legend:

%	Shooting Percentage	(C)	Captain	+/-	Plus-Minus	Agn.	Against	AS	Assists
BS	Blocked Shots	DR	Defensive Rebounds	FD	Fouls Drawn	GP	Games Played	M / A	Made / Attempts
MPG	Minutes Played per Game	No.	Uniform Number	OR	Offensive Rebounds	PF	Fouls	PPG	Points per Game
PTS	Points	ST	Steals	TO	Turnovers	TOT	Total Rebounds		

WORLD CUP.BASKETBALL

#### GLOBAL PARTNERS

