

## Cumulative Statistics

### BRA - Brazil

#### After 4 games

#### Player Totals

No.	Name	GP	Time Played	Field Goals		2 Points		3 Points		Free Throws		Rebounds			AS	TO	ST	BS	PF	FD	+/-	PTS
				M / A	%	M / A	%	M / A	%	M / A	%	OR	DR	TOT								
2	SANTOS Yago	4	1:51:18	21/42	50	9/15	60	12/27	44	6/7	86	3	14	17	32	9	2		6	9	49	60
6	FELICIO Cristiano	4	33:35	5/8	63	5/7	71	0/1	0	6/7	86	5	3	8	1	2		1	3	5	2	16
8	BENITE Vitor	4	49:24	7/19	37	4/9	44	3/10	30	9/9	100		2	2	5	3	2	1	3	7	3	26
9	HUERTAS Marcelinho (C)	4	51:43	6/12	50	6/8	75	0/4	0	5/5	100		3	3	12	7			5	7	1	17
10	SOARES Tim	4	1:18:04	15/25	60	6/11	55	9/14	64	3/5	60	2	11	13	3	6	2	3	13	5	44	42
11	SANTOS Gui	4	1:11:15	8/17	47	6/9	67	2/8	25	10/11	91	1	13	14	5	2			3	10	-2	28
14	MEINDL Leonardo	4	1:32:38	10/40	25	7/20	35	3/20	15	5/6	83	8	11	19	5	4			11	11	29	28
19	TOGNI Raul Neto	1	14:54	2/2	100	1/1	100	1/1	100	3/3	100		2	2	4	1	5			2	29	8
23	dos ANJOS Felipe	2	8:06	0/1	0	0/1	0			1/2	50		1	1	2	1			1	1	-5	1
32	de PAULA Georjinho	4	1:37:00	9/27	33	6/14	43	3/13	23	6/8	75	5	11	16	13	6	2		7	7	11	27
50	CABOCLO Bruno	4	1:48:57	23/42	55	19/29	66	4/13	31	12/15	80	12	27	39	2	4	6	6	11	15	22	62
99	DIAS Lucas	4	1:23:06	8/19	42	3/3	100	5/16	31			3	6	9	4	3	3	3	10		12	21
Team / Coach				11 12 23 4 1																		
<b>Totals</b>				114/254	45	72/127	57	42/127	33	66/78	85	50	116	166	86	53	23	14	74	79	39	336
<b>Opponents</b>				101/255	40	68/149	46	33/106	31	62/80	78	46	91	137	68	48	30	10	82	73	-39	297

#### Team Totals

	BRA	Opponents
Points from Turnovers	64	52
Points in the Paint	128 (64/114) 56%	124 (62/126) 49%
Second Chance Points	27	37
Fast Break Points	27	30
Bench Points	112	132

#### Player Averages

No.	Name	GP	MPG	Field Goals		2 Points		3 Points		Free Throws		Rebounds			AS	TO	ST	BS	PF	FD	+/-	PPG
				M / A	%	M / A	%	M / A	%	M / A	%	OR	DR	TOT								
2	SANTOS Yago	4	27:49	5.3/10.5	50	2.3/3.8	60	3.0/6.8	44	1.5/1.8	86	0.8	3.5	4.3	8.0	2.3	0.5		1.5	2.3	12.3	15.0
6	FELICIO Cristiano	4	8:23	1.3/2.0	63	1.3/1.8	71	0.0/0.3	0	1.5/1.8	86	1.3	0.8	2.0	0.3	0.5		0.3	0.8	1.3	0.5	4.0
8	BENITE Vitor	4	12:21	1.8/4.8	37	1.0/2.3	44	0.8/2.5	30	2.3/2.3	100		0.5	0.5	1.3	0.8	0.5	0.3	0.8	1.8	0.8	6.5
9	HUERTAS Marcelinho (C)	4	12:55	1.5/3.0	50	1.5/2.0	75	0.0/1.0	0	1.3/1.3	100		0.8	0.8	3.0	1.8			1.3	1.8	0.3	4.3
10	SOARES Tim	4	19:31	3.8/6.3	60	1.5/2.8	55	2.3/3.5	64	0.8/1.3	60	0.5	2.8	3.3	0.8	1.5	0.5	0.8	3.3	1.3	11.0	10.5
11	SANTOS Gui	4	17:48	2.0/4.3	47	1.5/2.3	67	0.5/2.0	25	2.5/2.8	91	0.3	3.3	3.5	1.3	0.5			0.8	2.5	-0.5	7.0
14	MEINDL Leonardo	4	23:09	2.5/10.0	25	1.8/5.0	35	0.8/5.0	15	1.3/1.5	83	2.0	2.8	4.8	1.3	1.0			2.8	2.8	7.3	7.0
19	TOGNI Raul Neto	1	14:54	2.0/2.0	100	1.0/1.0	100	1.0/1.0	100	3.0/3.0	100		2.0	2.0	4.0	1.0	5.0			2.0	29.0	8.0
23	dos ANJOS Felipe	2	4:03	0.0/0.5	0	0.0/0.5	0			0.5/1.0	50		0.5	0.5		1.0	0.5		0.5	0.5	-2.5	0.5
32	de PAULA Georjinho	4	24:15	2.3/6.8	33	1.5/3.5	43	0.8/3.3	23	1.5/2.0	75	1.3	2.8	4.0	3.3	1.5	0.5		1.8	1.8	2.8	6.8
50	CABOCLO Bruno	4	27:14	5.8/10.5	55	4.8/7.3	66	1.0/3.3	31	3.0/3.8	80	3.0	6.8	9.8	0.5	1.0	1.5	1.5	2.8	3.8	5.5	15.5
99	DIAS Lucas	4	20:46	2.0/4.8	42	0.8/0.8	100	1.3/4.0	31			0.8	1.5	2.3	1.0	0.8	0.8	0.8	2.5		3.0	5.3
Team / Coach				2.8 3.0 5.8 1.0 1																		
<b>Totals</b>				28.5/63.5	45	18.0/31.8	57	10.5/31.8	33	16.5/19.5	85	12.5	29.0	41.5	21.5	13.3	5.8	3.5	18.5	19.8	9.8	84.0
<b>Opponents</b>				25.3/63.8	40	17.0/37.3	46	8.3/26.5	31	15.5/20.0	78	11.5	22.8	34.3	17.0	12.0	7.5	2.5	20.5	18.3	-9.8	74.3

#### Team Averages

	BRA	Opponents
Points from Turnovers	16.0	13.0
Points in the Paint	32.0	31.0
Second Chance Points	6.8	9.3
Fast Break Points	6.8	7.5
Bench Points	28.0	33.0

## Cumulative Statistics

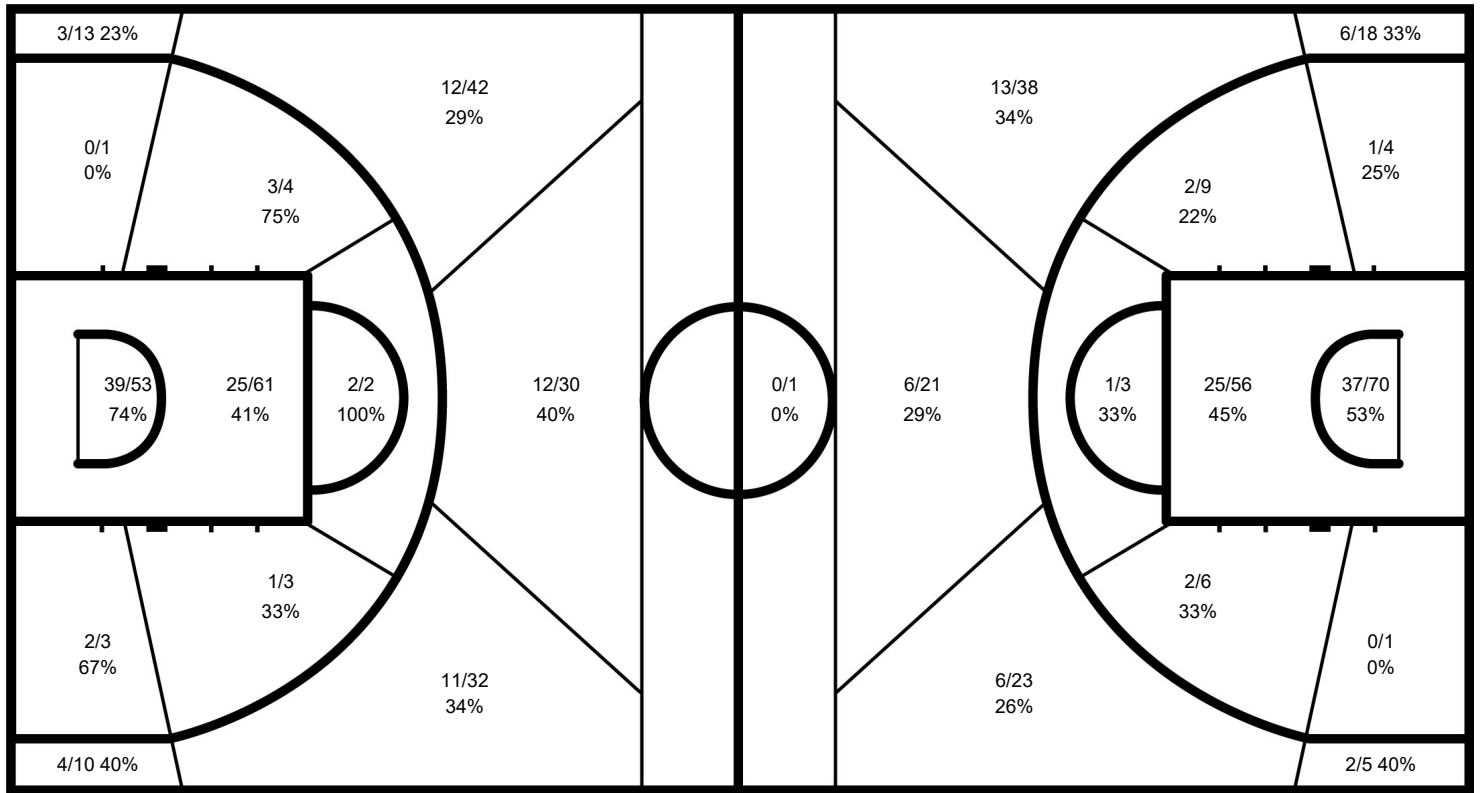
### BRA - Brazil

#### After 4 games

Phase	BRA Played	Score		Field Goals			2 Points			3 Points		Free Throws		Rebounds			AS	TO	ST	BS	PF	FD
				M / A	%	M / A	%	M / A	%	M / A	%	OR	DR	TOT								
Group Phase - 1st Round - Group G	IRI	100-59	For	35/64	55	21/30	70	14/34	41	16/21	76	8	34	42	25	15	12	3	11	19		
			Agn.	24/65	37	16/36	44	8/29	28	3/8	38	8	21	29	17	19	7	1	20	11		
Group Phase - 1st Round - Group G	ESP	78-96	For	28/65	43	19/31	61	9/34	26	13/16	81	14	24	38	17	16		4	22	20		
			Agn.	32/62	52	22/38	58	10/24	42	22/30	73	12	24	36	27	8	12	2	21	22		
Group Phase - 1st Round - Group G	CIV	89-77	For	26/62	42	12/30	40	14/32	44	23/25	92	14	29	43	27	13	5	3	24	21		
			Agn.	24/65	37	17/42	40	7/23	30	22/25	88	13	22	35	14	12	9	4	21	23		
Group Phase - 2nd Round - Group L	CAN	69-65	For	25/63	40	20/36	56	5/27	19	14/16	88	14	29	43	17	9	6	4	17	19		
			Agn.	21/63	33	13/33	39	8/30	27	15/17	88	13	24	37	10	9	2	3	20	17		

BRA - Brazil

Opponents



**BRA**

	M / A	%
Field Goals	114 / 254	45
2 Points	72 / 127	57
3 Points	42 / 127	33
Free Throws	66 / 78	85

**Opponents**

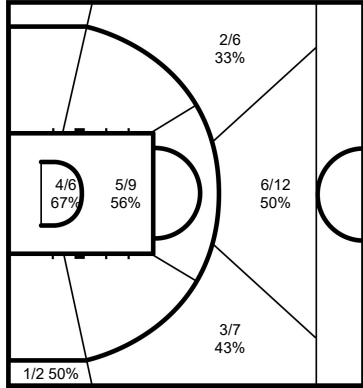
%	M / A	
40	101 / 255	Field Goals
46	68 / 149	2 Points
31	33 / 106	3 Points
78	62 / 80	Free Throws

GLOBAL PARTNERS



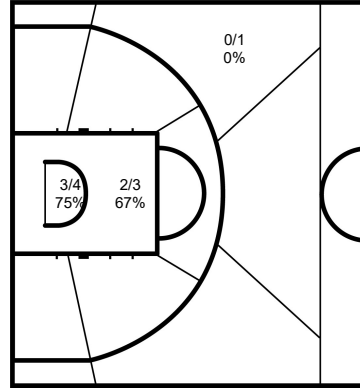
**Cumulative Statistics**  
**BRA - Brazil**  
 After 4 games

**2 SANTOS Yago**



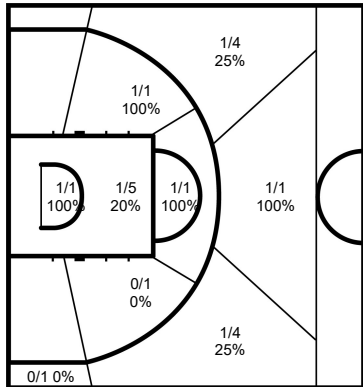
	M / A	%
Field Goals	21 / 42	50
2 Points	9 / 15	60
3 Points	12 / 27	44
Free Throws	6 / 7	86

**6 FELICIO Cristiano**



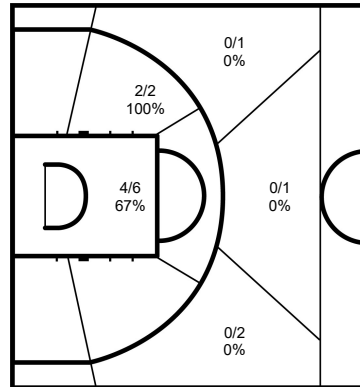
	M / A	%
Field Goals	5 / 8	63
2 Points	5 / 7	71
3 Points	0 / 1	0
Free Throws	6 / 7	86

**8 BENITE Vitor**



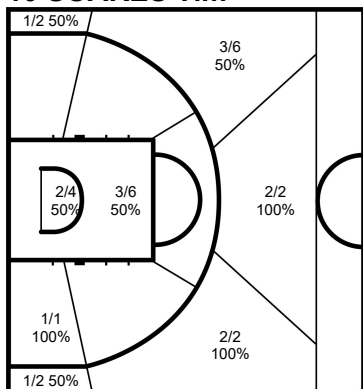
	M / A	%
Field Goals	7 / 19	37
2 Points	4 / 9	44
3 Points	3 / 10	30
Free Throws	9 / 9	100

**9 HUERTAS Marcelinho**



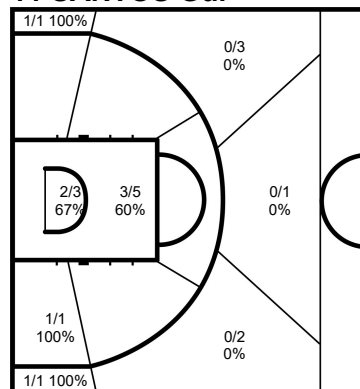
	M / A	%
Field Goals	6 / 12	50
2 Points	6 / 8	75
3 Points	0 / 4	0
Free Throws	5 / 5	100

**10 SOARES Tim**



	M / A	%
Field Goals	15 / 25	60
2 Points	6 / 11	55
3 Points	9 / 14	64
Free Throws	3 / 5	60

**11 SANTOS Gui**



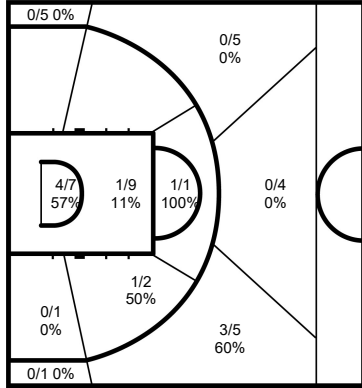
	M / A	%
Field Goals	8 / 17	47
2 Points	6 / 9	67
3 Points	2 / 8	25
Free Throws	10 / 11	91

GLOBAL PARTNERS



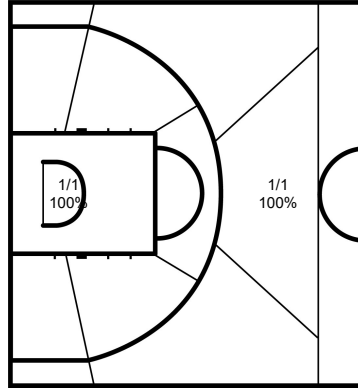
**Cumulative Statistics**  
**BRA - Brazil**  
 After 4 games

**14 MEINDL Leonardo**



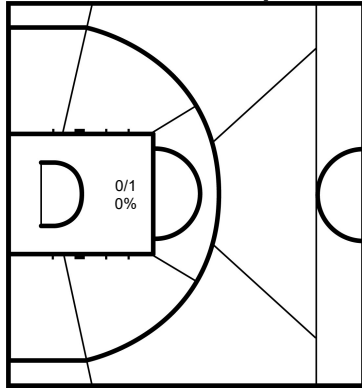
	M / A	%
Field Goals	10 / 40	25
2 Points	7 / 20	35
3 Points	3 / 20	15
Free Throws	5 / 6	83

**19 TOGNI Raul Neto**



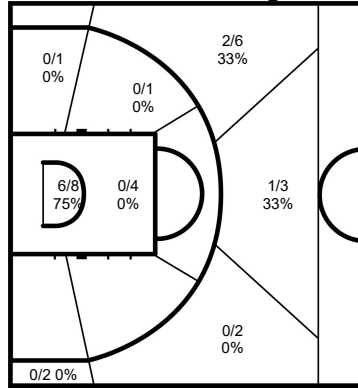
	M / A	%
Field Goals	2 / 2	100
2 Points	1 / 1	100
3 Points	1 / 1	100
Free Throws	3 / 3	100

**23 dos ANJOS Felipe**



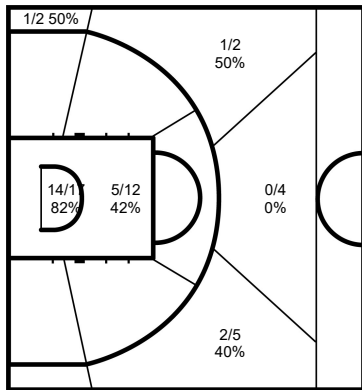
	M / A	%
Field Goals	0 / 1	0
2 Points	0 / 1	0
3 Points		
Free Throws	1 / 2	50

**32 de PAULA Georginho**



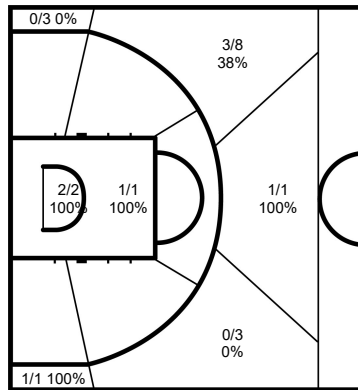
	M / A	%
Field Goals	9 / 27	33
2 Points	6 / 14	43
3 Points	3 / 13	23
Free Throws	6 / 8	75

**50 CABOCLO Bruno**



	M / A	%
Field Goals	23 / 42	55
2 Points	19 / 29	66
3 Points	4 / 13	31
Free Throws	12 / 15	80

**99 DIAS Lucas**



	M / A	%
Field Goals	8 / 19	42
2 Points	3 / 3	100
3 Points	5 / 16	31
Free Throws		

<b>Legend:</b>	% Shooting Percentage	(C) Captain	+/- Plus-Minus	Agn. Against	AS Assists
BS Blocked Shots	DR Defensive Rebounds	FD Fouls Drawn	GP Games Played	M / A Made / Attempts	
MPG Minutes Played per Game	No. Uniform Number	OR Offensive Rebounds	PF Fouls	PPG Points per Game	
PTS Points	ST Steals	TO Turnovers	TOT Total Rebounds		

GLOBAL PARTNERS

