

Cumulative Statistics

ANG - Angola

After 5 games

Player Totals

No.	Name	GP	Time Played	Field Goals		2 Points		3 Points		Free Throws		Rebounds			AS	TO	ST	BS	PF	FD	+/-	PTS
				M / A	%	M / A	%	M / A	%	M / A	%	OR	DR	TOT								
0	FRANCISCO Eduardo	5	1:18:53	4/10	40	4/10	40			4/10	40	7	4	11		3	2		11	8	14	12
1	DOMINGOS Gerson	5	1:36:03	12/44	27	8/15	53	4/29	14	12/12	100	2	5	7	26	8	5		8	8	-23	40
2	MACONDA Dimitri	5	35:28	1/10	10	1/7	14	0/3	0	0/3	0				2	5	1		6	2	-21	2
3	GONCALVES Gerson	5	2:10:01	13/50	26	7/18	39	6/32	19	10/17	59	2	13	15	10	6	7	3	9	11	11	42
5	DUNDAO Childe	5	2:23:19	20/62	32	7/20	35	13/42	31	17/21	81	2	11	13	26	8	8		9	19	-31	70
8	BANGO Jilson	5	1:54:46	19/42	45	18/41	44	1/1	100	8/11	73	22	15	37	6	4	5	2	16	14	-21	47
9	PAULO Leonel (C)	5	40:43	4/9	44	4/6	67	0/3	0	1/2	50	3	6	9		4	1		13	2	-50	9
10	MONTEIRO Antonio	5	53:30	4/24	17	1/4	25	3/20	15	5/9	56	4	3	7	1	1		1	6	5	-1	16
13	FERNANDES João	5	40:56	0/5	0			0/5	0	2/2	100				3	1	3		9	3	-11	2
20	FERNANDO Bruno	4	1:44:56	19/40	48	17/33	52	2/7	29	16/22	73	8	13	21	6	8	5	4	13	17	-1	56
22	de SOUSA Silvio	5	1:18:27	22/36	61	22/35	63	0/1	0	14/25	56	19	15	34	2	7	2	2	16	14	-37	58
34	KOKILA Kevin	5	1:22:58	6/16	38	6/12	50	0/4	0	2/2	100	7	14	21	3	2	2	2	12	3	-39	14
Team / Coach				24 13 37 5 2																		
Totals				124/348	36	95/201	47	29/147	20	91/136	67	100	112	212	85	62	41	14	130	106	-42	368
Opponents				134/293	46	106/176	60	28/117	24	114/144	79	51	143	194	101	70	24	26	110	128	42	410

Team Totals

	ANG	Opponents
Points from Turnovers	75	82
Points in the Paint	182 (91/184) 49%	188 (94/143) 66%
Second Chance Points	82	45
Fast Break Points	75	55
Bench Points	136	148

Player Averages

No.	Name	GP	MPG	Field Goals		2 Points		3 Points		Free Throws		Rebounds			AS	TO	ST	BS	PF	FD	+/-	PPG
				M / A	%	M / A	%	M / A	%	M / A	%	OR	DR	TOT								
0	FRANCISCO Eduardo	5	15:46	0.8/2.0	40	0.8/2.0	40			0.8/2.0	40	1.4	0.8	2.2		0.6	0.4		2.2	1.6	2.8	2.4
1	DOMINGOS Gerson	5	19:12	2.4/8.8	27	1.6/3.0	53	0.8/5.8	14	2.4/2.4	100	0.4	1.0	1.4	5.2	1.6	1.0		1.6	1.6	-4.6	8.0
2	MACONDA Dimitri	5	7:05	0.2/2.0	10	0.2/1.4	14	0.0/0.6	0	0.0/0.6	0				0.4	1.0	0.2		1.2	0.4	-4.2	0.4
3	GONCALVES Gerson	5	26:00	2.6/10.0	26	1.4/3.6	39	1.2/6.4	19	2.0/3.4	59	0.4	2.6	3.0	2.0	1.2	1.4	0.6	1.8	2.2	2.2	8.4
5	DUNDAO Childe	5	28:39	4.0/12.4	32	1.4/4.0	35	2.6/8.4	31	3.4/4.2	81	0.4	2.2	2.6	5.2	1.6	1.6		1.8	3.8	-6.2	14.0
8	BANGO Jilson	5	22:57	3.8/8.4	45	3.6/8.2	44	0.2/0.2	100	1.6/2.2	73	4.4	3.0	7.4	1.2	0.8	1.0	0.4	3.2	2.8	-4.2	9.4
9	PAULO Leonel (C)	5	8:08	0.8/1.8	44	0.8/1.2	67	0.0/0.6	0	0.2/0.4	50	0.6	1.2	1.8		0.8	0.2		2.6	0.4	-10.0	1.8
10	MONTEIRO Antonio	5	10:42	0.8/4.8	17	0.2/0.8	25	0.6/4.0	15	1.0/1.8	56	0.8	0.6	1.4	0.2	0.2		0.2	1.2	1.0	-0.2	3.2
13	FERNANDES João	5	8:11	0.0/1.0	0			0.0/1.0	0	0.4/0.4	100				0.6	0.2	0.6		1.8	0.6	-2.2	0.4
20	FERNANDO Bruno	4	26:14	4.8/10.0	48	4.3/8.3	52	0.5/1.8	29	4.0/5.5	73	2.0	3.3	5.3	1.5	2.0	1.3	1.0	3.3	4.3	-0.3	14.0
22	de SOUSA Silvio	5	15:41	4.4/7.2	61	4.4/7.0	63	0.0/0.2	0	2.8/5.0	56	3.8	3.0	6.8	0.4	1.4	0.4	0.4	3.2	2.8	-7.4	11.6
34	KOKILA Kevin	5	16:35	1.2/3.2	38	1.2/2.4	50	0.0/0.8	0	0.4/0.4	100	1.4	2.8	4.2	0.6	0.4	0.4	0.4	2.4	0.6	-7.8	2.8
Team / Coach				4.8 2.6 7.4 1.0 2																		
Totals				24.8/69.6	36	19.0/40.2	47	5.8/29.4	20	18.2/27.2	67	20.0	22.4	42.4	17.0	12.4	8.2	2.8	26.0	21.2	-8.4	73.6
Opponents				26.8/58.6	46	21.2/35.2	60	5.6/23.4	24	22.8/28.8	79	10.2	28.6	38.8	20.2	14.0	4.8	5.2	22.0	25.6	8.4	82.0

Team Averages

	ANG	Opponents
Points from Turnovers	15.0	16.4
Points in the Paint	36.4	37.6
Second Chance Points	16.4	9.0
Fast Break Points	15.0	11.0
Bench Points	27.2	29.6

GLOBAL PARTNERS



Cumulative Statistics

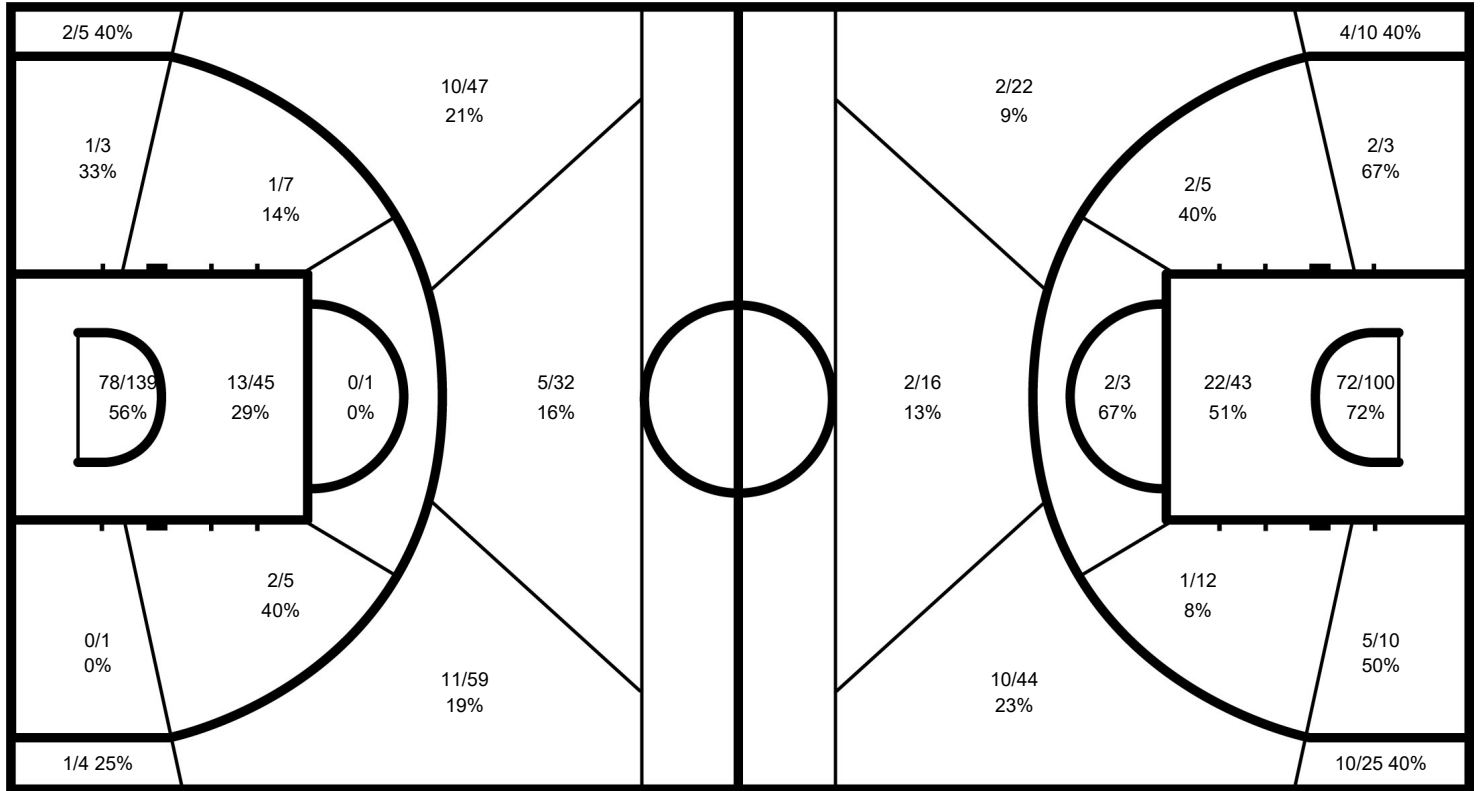
ANG - Angola

After 5 games

Phase	ANG Played	Score		Field Goals		2 Points		3 Points		Free Throws		Rebounds			AS	TO	ST	BS	PF	FD
				M / A	%	M / A	%	M / A	%	M / A	%	OR	DR	TOT						
Group Phase - 1st Round - Group A	ITA	67-81	For	23/65	35	19/35	54	4/30	13	17/22	77	15	26	41	13	15	8	2	28	18
			Agn.	25/60	42	20/29	69	5/31	16	26/30	87	11	30	41	22	11	5	6	18	28
Group Phase - 1st Round - Group A	PHI	80-70	For	27/72	38	18/41	44	9/31	29	17/23	74	20	23	43	17	11	10	4	25	16
			Agn.	27/63	43	23/41	56	4/22	18	12/15	80	12	27	39	17	15	2	3	18	24
Group Phase - 1st Round - Group A	DOM	67-75	For	25/72	35	23/51	45	2/21	10	15/28	54	21	21	42	18	9	8	5	26	23
			Agn.	22/54	41	17/29	59	5/25	20	26/33	79	10	30	40	14	16	5	4	24	25
Classification 17-32	CHN	76-83	For	25/63	40	20/37	54	5/26	19	21/34	62	19	23	42	19	17	9	1	26	24
			Agn.	27/55	49	22/39	56	5/16	31	24/33	73	8	25	33	22	17	7	4	24	26
Classification 17-32	SSD	78-101	For	24/76	32	15/37	41	9/39	23	21/29	72	25	19	44	18	10	6	2	25	25
			Agn.	33/61	54	24/38	63	9/23	39	26/33	79	10	31	41	26	11	5	9	26	25

ANG - Angola

Opponents



ANG

	M / A	%
Field Goals	124 / 348	36
2 Points	95 / 201	47
3 Points	29 / 147	20
Free Throws	91 / 136	67

Opponents

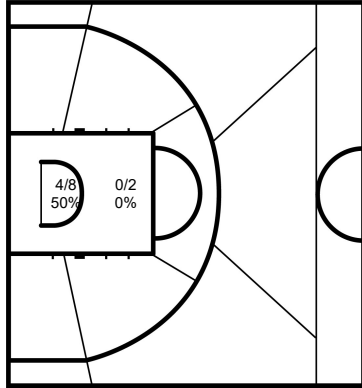
%	M / A	
46	134 / 293	Field Goals
60	106 / 176	2 Points
24	28 / 117	3 Points
79	114 / 144	Free Throws

GLOBAL PARTNERS



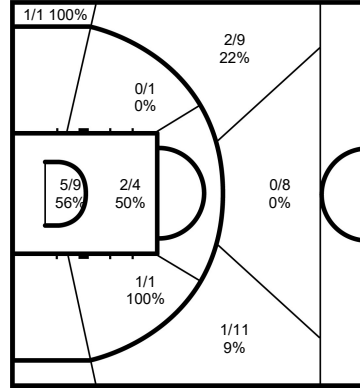
Cumulative Statistics
ANG - Angola
After 5 games

0 FRANCISCO Eduardo



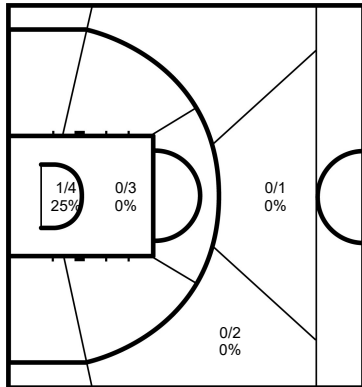
	M / A	%
Field Goals	4 / 10	40
2 Points	4 / 10	40
3 Points		
Free Throws	4 / 10	40

1 DOMINGOS Gerson



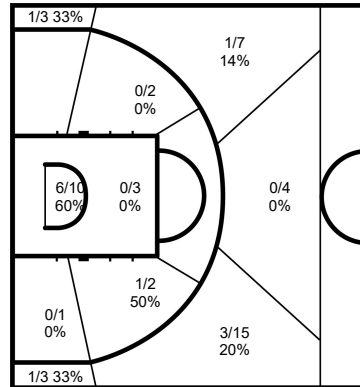
	M / A	%
Field Goals	12 / 44	27
2 Points	8 / 15	53
3 Points	4 / 29	14
Free Throws	12 / 12	100

2 MACONDA Dimitri



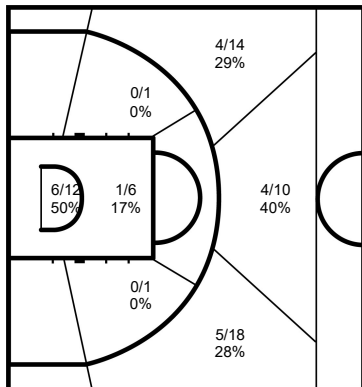
	M / A	%
Field Goals	1 / 10	10
2 Points	1 / 7	14
3 Points	0 / 3	0
Free Throws	0 / 3	0

3 GONCALVES Gerson



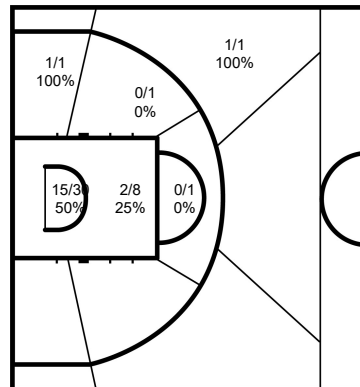
	M / A	%
Field Goals	13 / 50	26
2 Points	7 / 18	39
3 Points	6 / 32	19
Free Throws	10 / 17	59

5 DUNDAO Childe



	M / A	%
Field Goals	20 / 62	32
2 Points	7 / 20	35
3 Points	13 / 42	31
Free Throws	17 / 21	81

8 BANGO Jilson



	M / A	%
Field Goals	19 / 42	45
2 Points	18 / 41	44
3 Points	1 / 1	100
Free Throws	8 / 11	73

GLOBAL PARTNERS

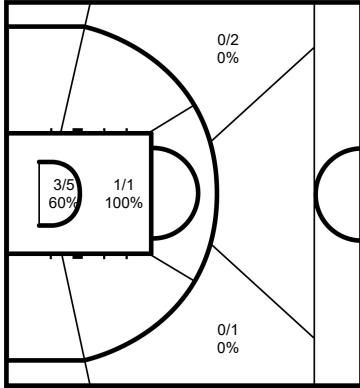


Cumulative Statistics

ANG - Angola

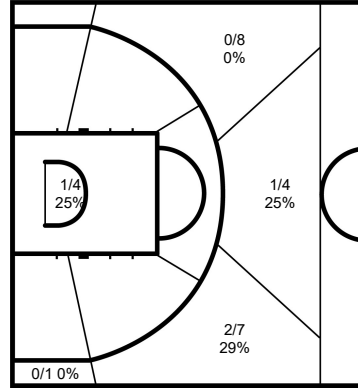
After 5 games

9 PAULO Leonel



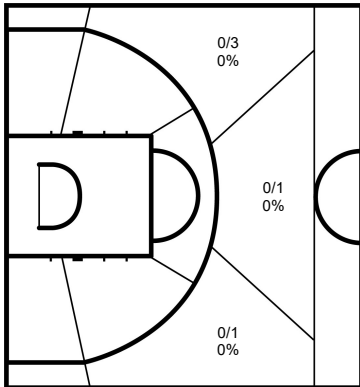
	M / A	%
Field Goals	4 / 9	44
2 Points	4 / 6	67
3 Points	0 / 3	0
Free Throws	1 / 2	50

10 MONTEIRO Antonio



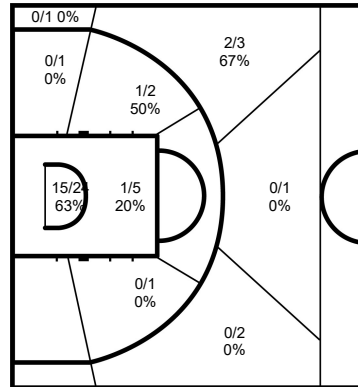
	M / A	%
Field Goals	4 / 24	17
2 Points	1 / 4	25
3 Points	3 / 20	15
Free Throws	5 / 9	56

13 FERNANDES João



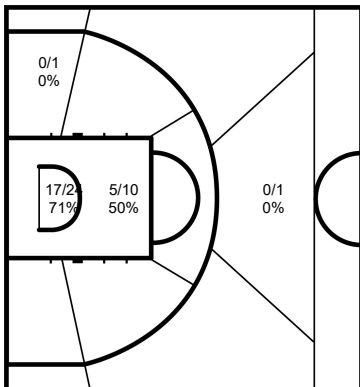
	M / A	%
Field Goals	0 / 5	0
2 Points		
3 Points	0 / 5	0
Free Throws	2 / 2	100

20 FERNANDO Bruno



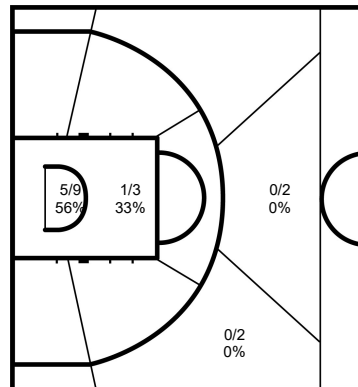
	M / A	%
Field Goals	19 / 40	48
2 Points	17 / 33	52
3 Points	2 / 7	29
Free Throws	16 / 22	73

22 de SOUSA Silvio



	M / A	%
Field Goals	22 / 36	61
2 Points	22 / 35	63
3 Points	0 / 1	0
Free Throws	14 / 25	56

34 KOKILA Kevin



	M / A	%
Field Goals	6 / 16	38
2 Points	6 / 12	50
3 Points	0 / 4	0
Free Throws	2 / 2	100

Legend:

%	Shooting Percentage	(C)	Captain	+/-	Plus-Minus	Agn.	Against	AS	Assists
BS	Blocked Shots	DR	Defensive Rebounds	FD	Fouls Drawn	GP	Games Played	M / A	Made / Attempts
MPG	Minutes Played per Game	No.	Uniform Number	OR	Offensive Rebounds	PF	Fouls	PPG	Points per Game
PTS	Points	ST	Steals	TO	Turnovers	TOT	Total Rebounds		

WORLD CUP.BASKETBALL

GLOBAL PARTNERS

