



Cumulative Statistics

MEX - Mexico

After 5 games

Player Totals

No.	Name	GP	Time Played	Field Goals		2 Points		3 Points		Free Throws		Rebounds			AS	TO	ST	BS	PF	FD	+/-	PTS
				M / A	%	M / A	%	M / A	%	M / A	%	OR	DR	TOT								
2	BONILLA Gael	5	1:12:10	10/18	56	8/15	53	2/3	67	5/5	100	1	12	13	5	4	5	2	2	5	-37	27
3	JAIMES Fabián	5	2:31:23	23/44	52	21/34	62	2/10	20	9/13	69	14	28	42	20	5	3		19	11	-14	57
4	STOLL Paul	5	2:31:23	14/31	45	1/2	50	13/29	45	13/14	93	2	5	7	36	14	12		16	15	-24	54
7	GUTIÉRREZ Jorge	5	53:18	4/11	36	3/6	50	1/5	20	5/6	83	1	6	7	7	3	3		12	11	-38	14
8	ANDRIASSI Moisés	2	8:28	0/4	0	0/1	0	0/3	0	1/2	50				1						-13	1
9	CRUZ Pako	5	2:40:12	33/75	44	20/39	51	13/36	36	12/14	86	2	15	17	23	16	7		12	13	-20	91
10	GIRÓN Gabriel (C)	5	2:31:30	18/46	39	7/24	29	11/22	50	9/12	75	2	12	14	9	6	4		15	13	-28	56
13	MÉNDEZ Orlando	5	43:12	5/16	31	2/5	40	3/11	27					3	4			2	1	-36	13	
15	CAMACHO Jorge	3	10:01	1/2	50	1/2	50					1	1	2		1					-17	2
25	GUTIÉRREZ Israel	5	1:11:59	7/15	47	7/15	47			6/9	67	2	10	12	4	6	2		10	7	-31	20
34	IBARRA Joshua	5	2:02:50	32/65	49	32/65	49			11/19	58	11	18	29	3	7	2	3	17	15	-23	75
44	AMIGO Daniel	1	3:34	0/2	0	0/2	0							1	1						-4	
Team / Coach				10 9 19 2 2																		
Totals				147/329	45	102/210	49	45/119	38	71/94	76	46	117	163	111	68	38	5	108	92	-57	410
Opponents				166/322	52	110/178	62	56/144	39	79/109	72	48	139	187	117	71	36	16	94	101	57	467

Team Totals

	MEX	Opponents
Points from Turnovers	91	84
Points in the Paint	188 (94/178) 53%	192 (96/151) 64%
Second Chance Points	38	59
Fast Break Points	49	70
Bench Points	77	160

Player Averages

No.	Name	GP	MPG	Field Goals		2 Points		3 Points		Free Throws		Rebounds			AS	TO	ST	BS	PF	FD	+/-	PPG
				M / A	%	M / A	%	M / A	%	M / A	%	OR	DR	TOT								
2	BONILLA Gael	5	14:26	2.0/3.6	56	1.6/3.0	53	0.4/0.6	67	1.0/1.0	100	0.2	2.4	2.6	1.0	0.8	1.0	0.4	0.4	1.0	-7.4	5.4
3	JAIMES Fabián	5	30:16	4.6/8.8	52	4.2/6.8	62	0.4/2.0	20	1.8/2.6	69	2.8	5.6	8.4	4.0	1.0	0.6		3.8	2.2	-2.8	11.4
4	STOLL Paul	5	30:16	2.8/6.2	45	0.2/0.4	50	2.6/5.8	45	2.6/2.8	93	0.4	1.0	1.4	7.2	2.8	2.4		3.2	3.0	-4.8	10.8
7	GUTIÉRREZ Jorge	5	10:39	0.8/2.2	36	0.6/1.2	50	0.2/1.0	20	1.0/1.2	83	0.2	1.2	1.4	1.4	0.6	0.6		2.4	2.2	-7.6	2.8
8	ANDRIASSI Moisés	2	4:14	0.0/2.0	0	0.0/0.5	0	0.0/1.5	0	0.5/1.0	50				0.5						-6.5	0.5
9	CRUZ Pako	5	32:02	6.6/15.0	44	4.0/7.8	51	2.6/7.2	36	2.4/2.8	86	0.4	3.0	3.4	4.6	3.2	1.4		2.4	2.6	-4.0	18.2
10	GIRÓN Gabriel (C)	5	30:18	3.6/9.2	39	1.4/4.8	29	2.2/4.4	50	1.8/2.4	75	0.4	2.4	2.8	1.8	1.2	0.8		3.0	2.6	-5.6	11.2
13	MÉNDEZ Orlando	5	8:38	1.0/3.2	31	0.4/1.0	40	0.6/2.2	27					0.6	0.8			0.4	0.2	-7.2	2.6	
15	CAMACHO Jorge	3	3:20	0.3/0.7	50	0.3/0.7	50					0.3	0.3	0.7		0.3					-5.7	0.7
25	GUTIÉRREZ Israel	5	14:23	1.4/3.0	47	1.4/3.0	47			1.2/1.8	67	0.4	2.0	2.4	0.8	1.2	0.4		2.0	1.4	-6.2	4.0
34	IBARRA Joshua	5	24:34	6.4/13.0	49	6.4/13.0	49			2.2/3.8	58	2.2	3.6	5.8	0.6	1.4	0.4	0.6	3.4	3.0	-4.6	15.0
44	AMIGO Daniel	1	3:34	0.0/2.0	0	0.0/2.0	0							1.0	1.0						-4.0	
Team / Coach				2.0 1.8 3.8 0.4 2																		
Totals				29.4/65.8	45	20.4/42.0	49	9.0/23.8	38	14.2/18.8	76	9.2	23.4	32.6	22.2	13.6	7.6	1.0	21.6	18.4	-11.4	82.0
Opponents				33.2/64.4	52	22.0/35.6	62	11.2/28.8	39	15.8/21.8	72	9.6	27.8	37.4	23.4	14.2	7.2	3.2	18.8	20.2	11.4	93.4

Team Averages

	MEX	Opponents
Points from Turnovers	18.2	16.8
Points in the Paint	37.6	38.4
Second Chance Points	7.6	11.8
Fast Break Points	9.8	14.0
Bench Points	15.4	32.0

GLOBAL PARTNERS



Cumulative Statistics

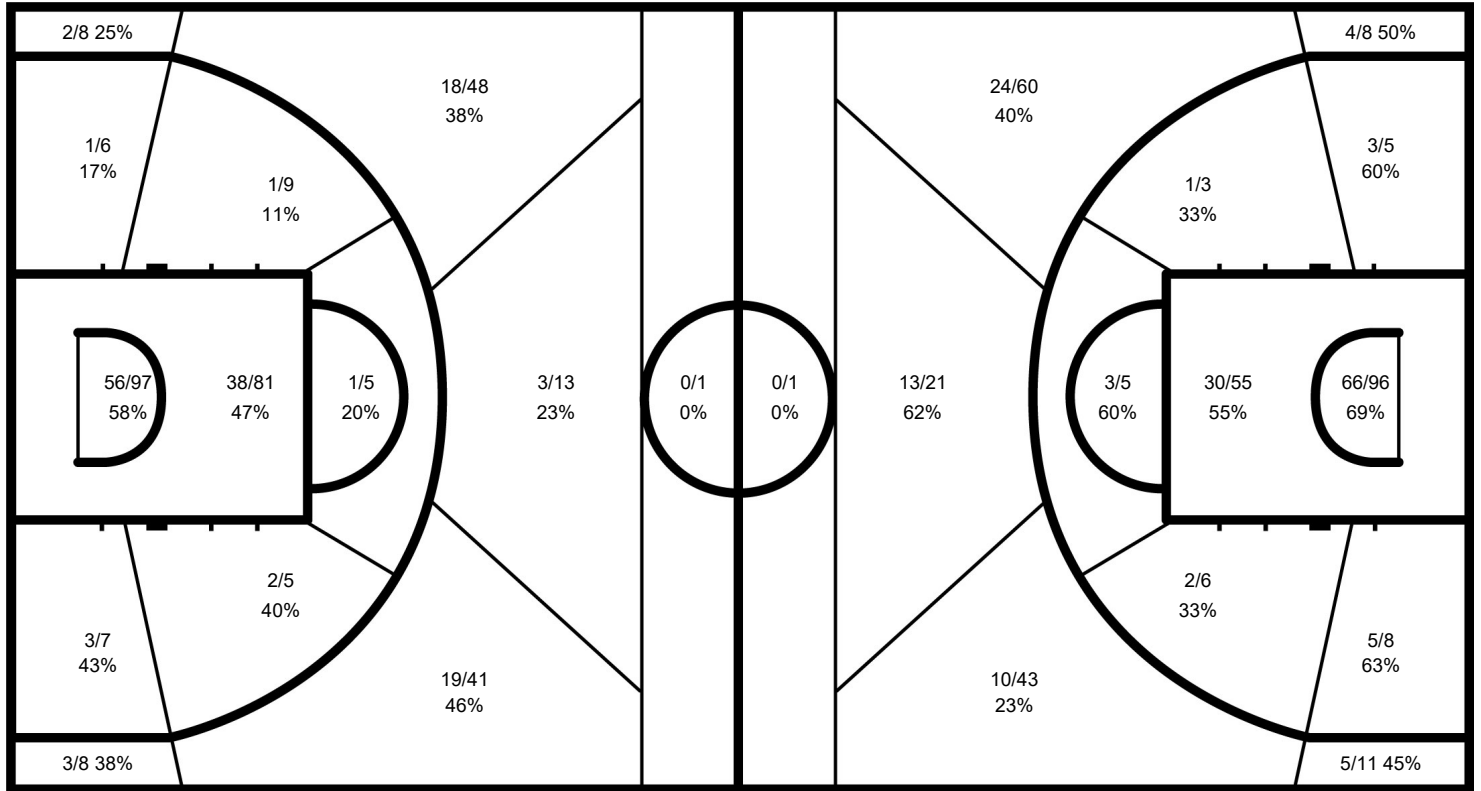
MEX - Mexico

After 5 games

Phase	MEX Played	Score		Field Goals		2 Points		3 Points		Free Throws		Rebounds			AS	TO	ST	BS	PF	FD
				M / A	%	M / A	%	M / A	%	M / A	%	OR	DR	TOT						
Group Phase - 1st Round - Group D	MNE	71-91	For	25/56	45	19/37	51	6/19	32	15/19	79	6	22	28	20	16	5		19	17
			Agn.	33/64	52	19/33	58	14/31	45	11/15	73	9	26	35	20	11	8	2	18	18
Group Phase - 1st Round - Group D	LTU	66-96	For	26/73	36	19/49	39	7/24	29	7/9	78	9	20	29	19	11	9	2	17	16
			Agn.	38/66	58	28/43	65	10/23	43	10/13	77	8	39	47	23	14	5	7	15	15
Group Phase - 1st Round - Group D	EGY	72-100	For	28/65	43	22/42	52	6/23	26	10/17	59	3	20	23	24	13	9	2	23	16
			Agn.	39/64	61	30/39	77	9/25	36	13/18	72	7	34	41	23	19	8	4	17	22
Classification 17-32	NZL	108-100	For	37/72	51	23/47	49	14/25	56	20/25	80	16	25	41	27	13	8		25	23
			Agn.	31/67	46	14/26	54	17/41	41	21/28	75	14	20	34	29	14	5	1	24	23
Classification 17-32	JOR	93-80	For	31/63	49	19/35	54	12/28	43	19/24	79	12	30	42	21	15	7	1	24	20
			Agn.	25/61	41	19/37	51	6/24	25	24/35	69	10	20	30	22	13	10	2	20	23

MEX - Mexico

Opponents



MEX

	M / A	%
Field Goals	147 / 329	45
2 Points	102 / 210	49
3 Points	45 / 119	38
Free Throws	71 / 94	76

Opponents

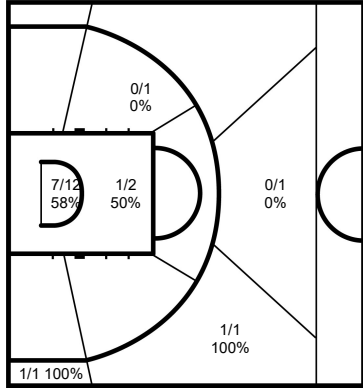
%	M / A	
52	166 / 322	Field Goals
62	110 / 178	2 Points
39	56 / 144	3 Points
72	79 / 109	Free Throws

GLOBAL PARTNERS



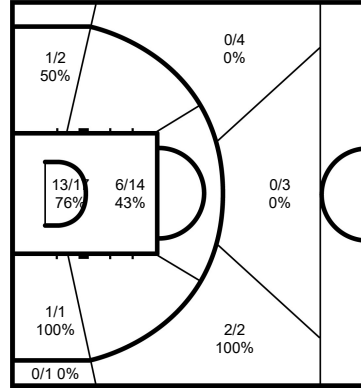
Cumulative Statistics
MEX - Mexico
 After 5 games

2 BONILLA Gael



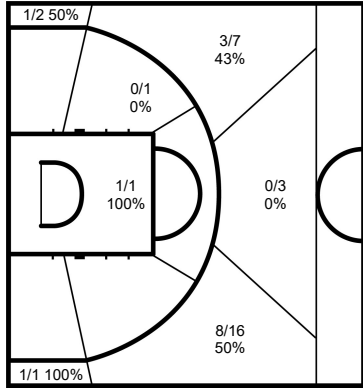
	M / A	%
Field Goals	10 / 18	56
2 Points	8 / 15	53
3 Points	2 / 3	67
Free Throws	5 / 5	100

3 JAIMES Fabián



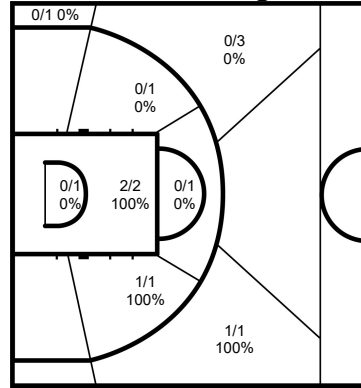
	M / A	%
Field Goals	23 / 44	52
2 Points	21 / 34	62
3 Points	2 / 10	20
Free Throws	9 / 13	69

4 STOLL Paul



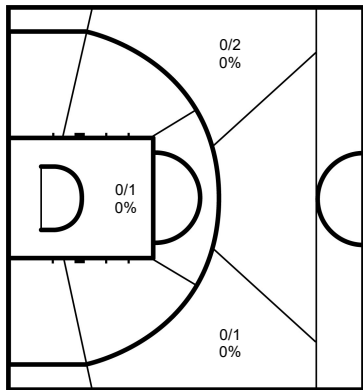
	M / A	%
Field Goals	14 / 31	45
2 Points	1 / 2	50
3 Points	13 / 29	45
Free Throws	13 / 14	93

7 GUTIÉRREZ Jorge



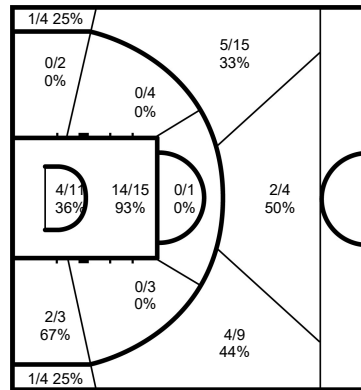
	M / A	%
Field Goals	4 / 11	36
2 Points	3 / 6	50
3 Points	1 / 5	20
Free Throws	5 / 6	83

8 ANDRIASSI Moisés



	M / A	%
Field Goals	0 / 4	0
2 Points	0 / 1	0
3 Points	0 / 3	0
Free Throws	1 / 2	50

9 CRUZ Pako



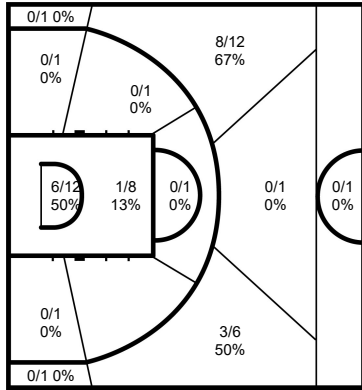
	M / A	%
Field Goals	33 / 75	44
2 Points	20 / 39	51
3 Points	13 / 36	36
Free Throws	12 / 14	86

GLOBAL PARTNERS



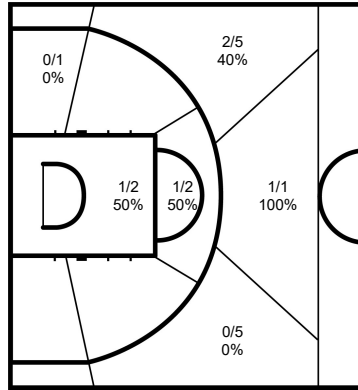
Cumulative Statistics
MEX - Mexico
 After 5 games

10 GIRÓN Gabriel



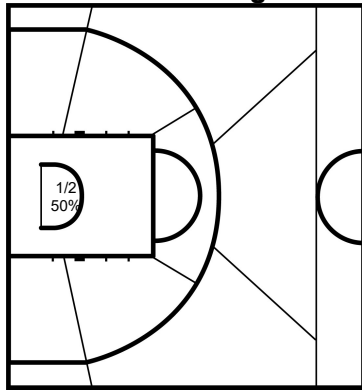
	M / A	%
Field Goals	18 / 46	39
2 Points	7 / 24	29
3 Points	11 / 22	50
Free Throws	9 / 12	75

13 MÉNDEZ Orlando



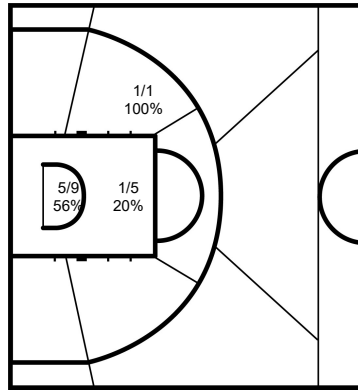
	M / A	%
Field Goals	5 / 16	31
2 Points	2 / 5	40
3 Points	3 / 11	27
Free Throws		

15 CAMACHO Jorge



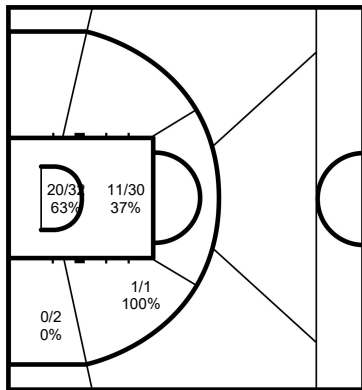
	M / A	%
Field Goals	1 / 2	50
2 Points	1 / 2	50
3 Points		
Free Throws		

25 GUTIÉRREZ Israel



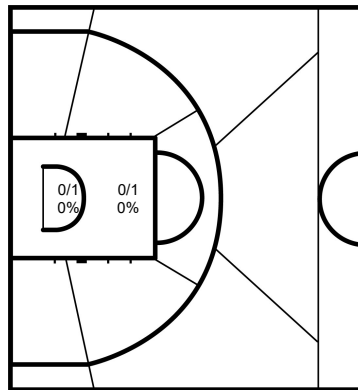
	M / A	%
Field Goals	7 / 15	47
2 Points	7 / 15	47
3 Points		
Free Throws	6 / 9	67

34 IBARRA Joshua



	M / A	%
Field Goals	32 / 65	49
2 Points	32 / 65	49
3 Points		
Free Throws	11 / 19	58

44 AMIGO Daniel



	M / A	%
Field Goals	0 / 2	0
2 Points	0 / 2	0
3 Points		
Free Throws		

Legend:	% Shooting Percentage	(C) Captain	+/- Plus-Minus	Agn. Against	AS Assists
BS Blocked Shots	DR Defensive Rebounds	FD Fouls Drawn	GP Games Played	M / A Made / Attempts	
MPG Minutes Played per Game	No. Uniform Number	OR Offensive Rebounds	PF Fouls	PPG Points per Game	
PTS Points	ST Steals	TO Turnovers	TOT Total Rebounds		

GLOBAL PARTNERS

