

## Cumulative Statistics

### CPV - Cape Verde

#### After 5 games

#### Player Totals

No.	Name	GP	Time Played	Field Goals		2 Points		3 Points		Free Throws		Rebounds			AS	TO	ST	BS	PF	FD	+/-	PTS
				M / A	%	M / A	%	M / A	%	M / A	%	OR	DR	TOT								
0	LIMA Patrick	5	1:35:42	11/19	58	8/9	89	3/10	30	4/4	100	8	8	5	9	3	2	12	4	-45	29	
5	da ROSA Shane	5	1:23:51	8/30	27	4/18	22	4/12	33	3/4	75	1	3	4	13	1	2	2	2	-31	23	
6	ALMEIDA Ivan	5	2:21:21	18/43	42	14/24	58	4/19	21	18/24	75	5	17	22	18	17	8	17	29	-26	58	
7	MENDONÇA Fidel (C)	5	45:11	2/10	20			2/10	20	1/2	50	1	2	3	3	1	3	5	1	-6	7	
8	CORREIA Anderson	5	1:13:39	14/37	38	12/23	52	2/14	14	1/5	20	6	7	13	3	6	3	1	14	3	-28	31
9	ALMEIDA Joel	5	48:51	3/16	19	2/5	40	1/11	9	3/4	75	3	3		2			9	4	-18	10	
10	MENDES Kenneti	5	1:23:04	13/25	52	13/23	57	0/2	0	3/6	50	7	8	15	8	2	2	1	7	6	-44	29
13	TAVARES Will	5	1:48:36	21/46	46	17/32	53	4/14	29	5/8	63	4	10	14	10	9	5	7	11	-38	51	
15	CORONEL Kevin	0																				
16	GOMES Keven	5	52:00	8/13	62	8/13	62			1/2	50	8	5	13	1	1	5	2	7	2	-33	17
21	GOMES Betinho	5	1:59:45	21/53	40	10/23	43	11/30	37	12/17	71	6	11	17	5	6	2	1	10	13	-28	65
22	TAVARES Edy	5	2:28:00	15/41	37	15/41	37			16/23	70	22	40	62	16	15	5	9	16	25	-33	46
Team / Coach				9 8 17 3 2																		
<b>Totals</b>				134/333	40	103/211	49	31/122	25	67/99	68	69	122	191	82	72	38	16	108	100	-66	366
<b>Opponents</b>				144/321	45	88/167	53	56/154	36	88/109	81	55	144	199	121	72	38	13	105	104	66	432

#### Team Totals

	CPV	Opponents
Points from Turnovers	49	87
Points in the Paint	186 (93/167) 56%	156 (78/137) 57%
Second Chance Points	62	55
Fast Break Points	51	81
Bench Points	119	179

#### Player Averages

No.	Name	GP	MPG	Field Goals		2 Points		3 Points		Free Throws		Rebounds			AS	TO	ST	BS	PF	FD	+/-	PPG
				M / A	%	M / A	%	M / A	%	M / A	%	OR	DR	TOT								
0	LIMA Patrick	5	19:08	2.2/3.8	58	1.6/1.8	89	0.6/2.0	30	0.8/0.8	100	1.6	1.6	1.0	1.8	0.6	0.4	2.4	0.8	-9.0	5.8	
5	da ROSA Shane	5	16:46	1.6/6.0	27	0.8/3.6	22	0.8/2.4	33	0.6/0.8	75	0.2	0.6	0.8	2.6	0.2	0.4	0.4	0.4	-6.2	4.6	
6	ALMEIDA Ivan	5	28:16	3.6/8.6	42	2.8/4.8	58	0.8/3.8	21	3.6/4.8	75	1.0	3.4	4.4	3.6	3.4	1.6	3.4	5.8	-5.2	11.6	
7	MENDONÇA Fidel (C)	5	9:02	0.4/2.0	20			0.4/2.0	20	0.2/0.4	50	0.2	0.4	0.6	0.6	0.2	0.6	1.0	0.2	-1.2	1.4	
8	CORREIA Anderson	5	14:43	2.8/7.4	38	2.4/4.6	52	0.4/2.8	14	0.2/1.0	20	1.2	1.4	2.6	0.6	1.2	0.6	0.2	2.8	0.6	-5.6	6.2
9	ALMEIDA Joel	5	9:46	0.6/3.2	19	0.4/1.0	40	0.2/2.2	9	0.6/0.8	75	0.6	0.6		0.4			1.8	0.8	-3.6	2.0	
10	MENDES Kenneti	5	16:36	2.6/5.0	52	2.6/4.6	57	0.0/0.4	0	0.6/1.2	50	1.4	1.6	3.0	1.6	0.4	0.4	0.2	1.4	1.2	-8.8	5.8
13	TAVARES Will	5	21:43	4.2/9.2	46	3.4/6.4	53	0.8/2.8	29	1.0/1.6	63	0.8	2.0	2.8	2.0	1.8	1.0	1.4	2.2	-7.6	10.2	
15	CORONEL Kevin	0																				
16	GOMES Keven	5	10:24	1.6/2.6	62	1.6/2.6	62			0.2/0.4	50	1.6	1.0	2.6	0.2	0.2	1.0	0.4	1.4	0.4	-6.6	3.4
21	GOMES Betinho	5	23:57	4.2/10.6	40	2.0/4.6	43	2.2/6.0	37	2.4/3.4	71	1.2	2.2	3.4	1.0	1.2	0.4	0.2	2.0	2.6	-5.6	13.0
22	TAVARES Edy	5	29:36	3.0/8.2	37	3.0/8.2	37			3.2/4.6	70	4.4	8.0	12.4	3.2	3.0	1.0	1.8	3.2	5.0	-6.6	9.2
Team / Coach				1.8 1.6 3.4 0.6 2																		
<b>Totals</b>				26.8/66.6	40	20.6/42.2	49	6.2/24.4	25	13.4/19.8	68	13.8	24.4	38.2	16.4	14.4	7.6	3.2	21.6	20.0	-13.2	73.2
<b>Opponents</b>				28.8/64.2	45	17.6/33.4	53	11.2/30.8	36	17.6/21.8	81	11.0	28.8	39.8	24.2	14.4	7.6	2.6	21.0	20.8	13.2	86.4

#### Team Averages

	CPV	Opponents
Points from Turnovers	9.8	17.4
Points in the Paint	37.2	31.2
Second Chance Points	12.4	11.0
Fast Break Points	10.2	16.2
Bench Points	23.8	35.8

#### GLOBAL PARTNERS



## Cumulative Statistics

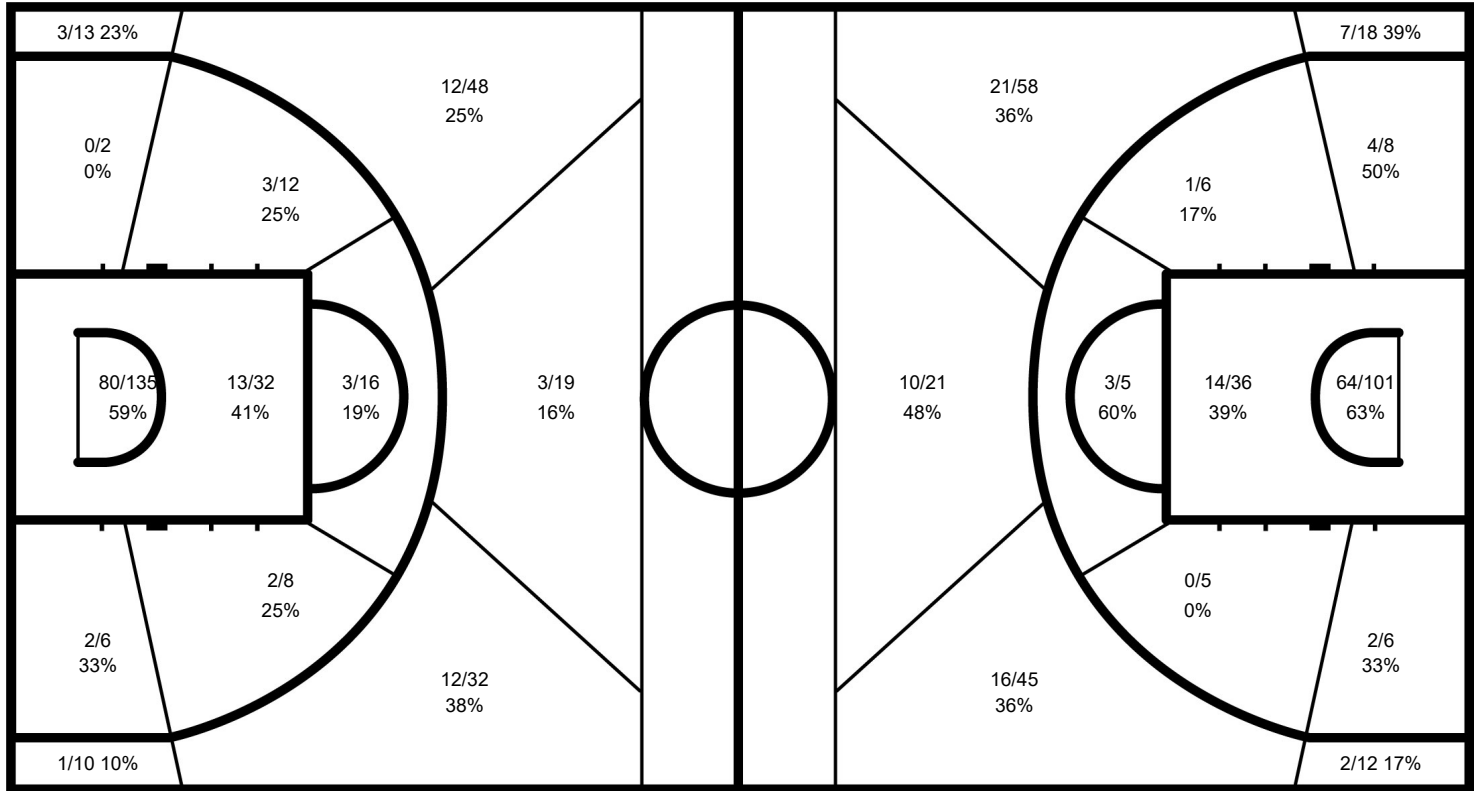
### CPV - Cape Verde

#### After 5 games

Phase	CPV Played	Score		Field Goals		2 Points		3 Points		Free Throws		Rebounds			AS	TO	ST	BS	PF	FD
				M / A	%	M / A	%	M / A	%	M / A	%	OR	DR	TOT						
Group Phase - 1st Round - Group F	GEO	60-85	For	21/71	30	18/45	40	3/26	12	15/21	71	18	20	38	15	15	11	3	26	21
			Agn.	28/60	47	21/41	51	7/19	37	22/24	92	11	37	48	23	22	9	1	21	25
Group Phase - 1st Round - Group F	VEN	81-75	For	27/59	46	16/33	48	11/26	42	16/27	59	10	32	42	14	11	9	4	18	23
			Agn.	24/63	38	12/31	39	12/32	38	15/20	75	9	27	36	17	14	6	1	24	18
Group Phase - 1st Round - Group F	SLO	77-92	For	31/65	48	24/41	59	7/24	29	8/9	89	9	23	32	21	19	4	1	26	17
			Agn.	29/67	43	18/32	56	11/35	31	23/30	77	14	25	39	24	10	10		20	24
Classification 17-32	FIN	77-100	For	27/65	42	24/46	52	3/19	16	20/29	69	14	19	33	17	12	6	3	21	26
			Agn.	35/69	51	21/33	64	14/36	39	16/22	73	16	27	43	33	12	7	5	27	21
Classification 17-32	JPN	71-80	For	28/73	38	21/46	46	7/27	26	8/13	62	18	28	46	15	15	8	5	17	13
			Agn.	28/62	45	16/30	53	12/32	38	12/13	92	5	28	33	24	14	6	6	13	16

### CPV - Cape Verde

### Opponents



### CPV

	M / A	%
Field Goals	134 / 333	40
2 Points	103 / 211	49
3 Points	31 / 122	25
Free Throws	67 / 99	68

### Opponents

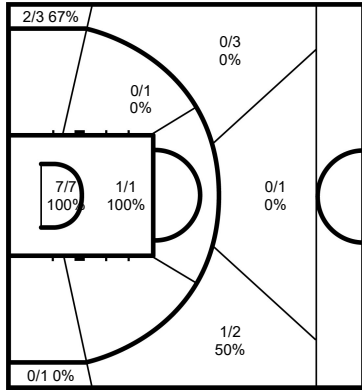
%	M / A	
45	144 / 321	Field Goals
53	88 / 167	2 Points
36	56 / 154	3 Points
81	88 / 109	Free Throws

### GLOBAL PARTNERS



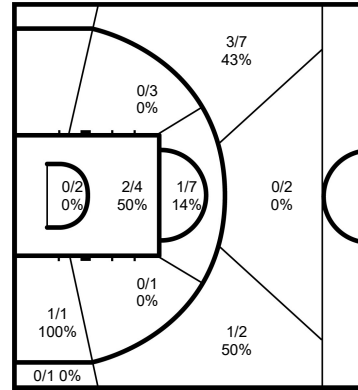
**Cumulative Statistics**  
**CPV - Cape Verde**  
 After 5 games

**0 LIMA Patrick**



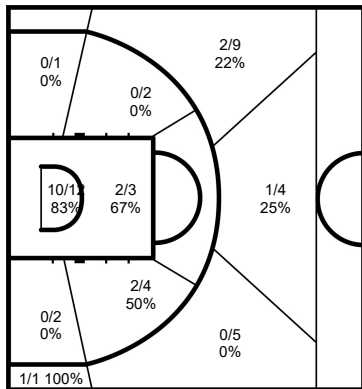
	M / A	%
<b>Field Goals</b>	11 / 19	58
<b>2 Points</b>	8 / 9	89
<b>3 Points</b>	3 / 10	30
<b>Free Throws</b>	4 / 4	100

**5 da ROSA Shane**



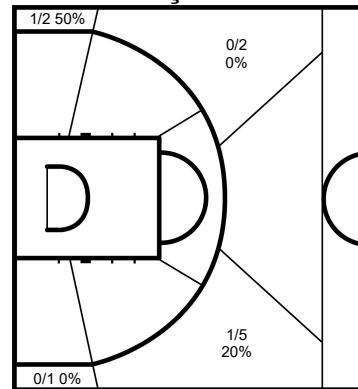
	M / A	%
<b>Field Goals</b>	8 / 30	27
<b>2 Points</b>	4 / 18	22
<b>3 Points</b>	4 / 12	33
<b>Free Throws</b>	3 / 4	75

**6 ALMEIDA Ivan**



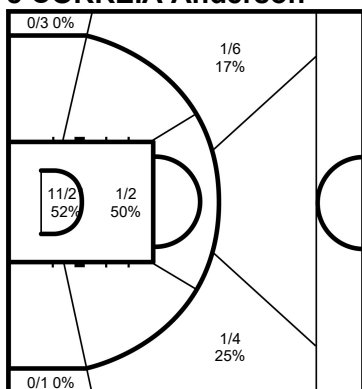
	M / A	%
<b>Field Goals</b>	18 / 43	42
<b>2 Points</b>	14 / 24	58
<b>3 Points</b>	4 / 19	21
<b>Free Throws</b>	18 / 24	75

**7 MENDONÇA Fidel**



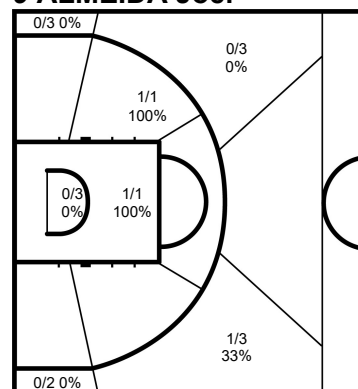
	M / A	%
<b>Field Goals</b>	2 / 10	20
<b>2 Points</b>	2 / 10	20
<b>3 Points</b>	2 / 10	20
<b>Free Throws</b>	1 / 2	50

**8 CORREIA Anderson**



	M / A	%
<b>Field Goals</b>	14 / 37	38
<b>2 Points</b>	12 / 23	52
<b>3 Points</b>	2 / 14	14
<b>Free Throws</b>	1 / 5	20

**9 ALMEIDA Joel**



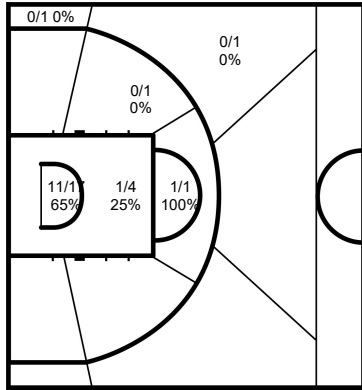
	M / A	%
<b>Field Goals</b>	3 / 16	19
<b>2 Points</b>	2 / 5	40
<b>3 Points</b>	1 / 11	9
<b>Free Throws</b>	3 / 4	75

GLOBAL PARTNERS



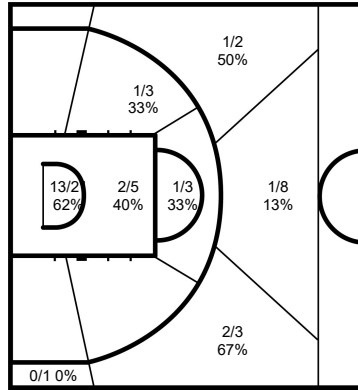
**Cumulative Statistics**  
**CPV - Cape Verde**  
 After 5 games

**10 MENDES Kenneti**



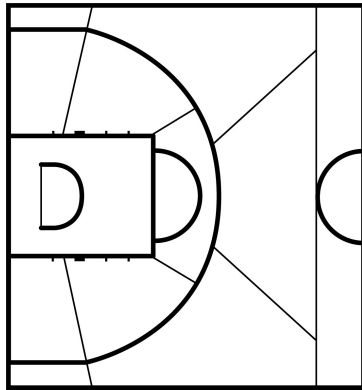
	M / A	%
Field Goals	13 / 25	52
2 Points	13 / 23	57
3 Points	0 / 2	0
Free Throws	3 / 6	50

**13 TAVARES Will**



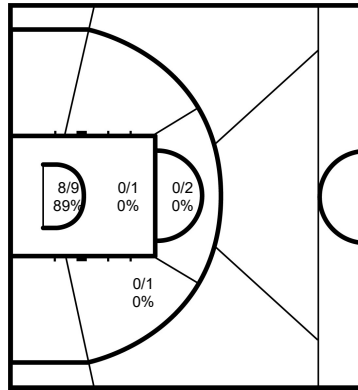
	M / A	%
Field Goals	21 / 46	46
2 Points	17 / 32	53
3 Points	4 / 14	29
Free Throws	5 / 8	63

**15 CORONEL Kevin**



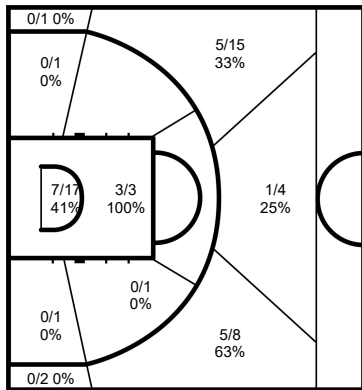
	M / A	%
Field Goals		
2 Points		
3 Points		
Free Throws		

**16 GOMES Keven**



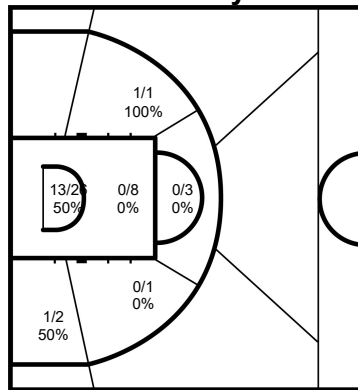
	M / A	%
Field Goals	8 / 13	62
2 Points	8 / 13	62
3 Points		
Free Throws	1 / 2	50

**21 GOMES Betinho**



	M / A	%
Field Goals	21 / 53	40
2 Points	10 / 23	43
3 Points	11 / 30	37
Free Throws	12 / 17	71

**22 TAVARES Edy**



	M / A	%
Field Goals	15 / 41	37
2 Points	15 / 41	37
3 Points		
Free Throws	16 / 23	70

Legend:			
%	Shooting Percentage	(C)	Captain
BS	Blocked Shots	DR	Defensive Rebounds
MPG	Minutes Played per Game	No.	Uniform Number
PTS	Points	ST	Steals
+/-	Plus-Minus	FD	Fouls Drawn
OR	Offensive Rebounds	PF	Fouls
TOT	Turnovers	TOT	Total Rebounds
Agn.	Against	AS	Assists
GP	Games Played	M / A	Made / Attempts
PPG	Points per Game		

GLOBAL PARTNERS

