



Cumulative Statistics

USA - USA

After 6 games

Player Totals

No.	Name	GP	Time Played	Field Goals		2 Points		3 Points		Free Throws		Rebounds			AS	TO	ST	BS	PF	FD	+/-	PTS
				M / A	%	M / A	%	M / A	%	M / A	%	OR	DR	TOT								
4	HALIBURTON Tyrese	6	2:01:32	20/32	63	6/7	86	14/25	56	2/3	67	2	16	18	30	9	11	7	8	8	81	56
5	BRIDGES Mikal	6	2:05:33	26/41	63	17/23	74	9/18	50	12/14	86	5	15	20	7	6	9	5	11	13	90	73
6	JOHNSON Cameron	5	1:04:30	4/19	21	0/5	0	4/14	29	6/8	75		5	5	7	1	2		5	6	20	18
7	INGRAM Brandon	6	1:37:21	15/31	48	12/20	60	3/11	27	1/2	50	5	13	18	16	10	1	2	10	7	34	34
8	BANCHERO Paolo	6	1:44:09	22/36	61	20/30	67	2/6	33	13/21	62	5	17	22	8	9	4	5	4	15	56	59
9	PORTIS JR Bobby	6	1:14:27	17/34	50	16/27	59	1/7	14	9/11	82	5	22	27	2	7	5		3	6	55	44
10	EDWARDS Anthony	6	2:16:38	39/85	46	28/52	54	11/33	33	15/20	75	2	22	24	16	12	7	2	10	13	86	104
11	BRUNSON Jalen (C)	6	1:59:18	22/41	54	18/31	58	4/10	40	12/13	92	3	15	18	23	6	3		9	14	69	60
12	HART Josh	6	1:43:30	7/14	50	5/8	63	2/6	33	6/6	100	11	24	35	12	4	3		11	5	81	22
13	JACKSON JR Jaren	6	1:36:41	16/25	64	14/18	78	2/7	29	15/19	79	6	11	17	6	6	5	6	18	16	78	49
14	KESSLER Walker	6	40:18	10/16	63	10/16	63			2/8	25	2	7	9		2	1	8	5	7	11	22
15	REAVES Austin	6	1:56:03	16/29	55	8/13	62	8/16	50	26/28	93	6	9	15	18	13	9		13	21	69	66
Team / Coach				5 13 18 3																		
Totals				214/403	53	154/250	62	60/153	39	119/153	78	57	189	246	145	88	60	35	107	131	146	607
Opponents				173/431	40	126/276	46	47/155	30	68/95	72	75	142	217	103	109	45	11	133	105	-146	461

Team Totals

	USA	Opponents
Points from Turnovers	140	90
Points in the Paint	256 (128/196) 65%	208 (104/226) 46%
Second Chance Points	48	65
Fast Break Points	156	48
Bench Points	303	193

Player Averages

No.	Name	GP	MPG	Field Goals		2 Points		3 Points		Free Throws		Rebounds			AS	TO	ST	BS	PF	FD	+/-	PPG
				M / A	%	M / A	%	M / A	%	M / A	%	OR	DR	TOT								
4	HALIBURTON Tyrese	6	20:15	3.3/5.3	63	1.0/1.2	86	2.3/4.2	56	0.3/0.5	67	0.3	2.7	3.0	5.0	1.5	1.8	1.2	1.3	1.3	13.5	9.3
5	BRIDGES Mikal	6	20:55	4.3/6.8	63	2.8/3.8	74	1.5/3.0	50	2.0/2.3	86	0.8	2.5	3.3	1.2	1.0	1.5	0.8	1.8	2.2	15.0	12.2
6	JOHNSON Cameron	5	12:54	0.8/3.8	21	0.0/1.0	0	0.8/2.8	29	1.2/1.6	75		1.0	1.0	1.4	0.2	0.4		1.0	1.2	4.0	3.6
7	INGRAM Brandon	6	16:13	2.5/5.2	48	2.0/3.3	60	0.5/1.8	27	0.2/0.3	50	0.8	2.2	3.0	2.7	1.7	0.2	0.3	1.7	1.2	5.7	5.7
8	BANCHERO Paolo	6	17:21	3.7/6.0	61	3.3/5.0	67	0.3/1.0	33	2.2/3.5	62	0.8	2.8	3.7	1.3	1.5	0.7	0.8	0.7	2.5	9.3	9.8
9	PORTIS JR Bobby	6	12:24	2.8/5.7	50	2.7/4.5	59	0.2/1.2	14	1.5/1.8	82	0.8	3.7	4.5	0.3	1.2	0.8		0.5	1.0	9.2	7.3
10	EDWARDS Anthony	6	22:46	6.5/14.2	46	4.7/8.7	54	1.8/5.5	33	2.5/3.3	75	0.3	3.7	4.0	2.7	2.0	1.2	0.3	1.7	2.2	14.3	17.3
11	BRUNSON Jalen (C)	6	19:53	3.7/6.8	54	3.0/5.2	58	0.7/1.7	40	2.0/2.2	92	0.5	2.5	3.0	3.8	1.0	0.5		1.5	2.3	11.5	10.0
12	HART Josh	6	17:15	1.2/2.3	50	0.8/1.3	63	0.3/1.0	33	1.0/1.0	100	1.8	4.0	5.8	2.0	0.7	0.5		1.8	0.8	13.5	3.7
13	JACKSON JR Jaren	6	16:06	2.7/4.2	64	2.3/3.0	78	0.3/1.2	29	2.5/3.2	79	1.0	1.8	2.8	1.0	1.0	0.8	1.0	3.0	2.7	13.0	8.2
14	KESSLER Walker	6	6:43	1.7/2.7	63	1.7/2.7	63			0.3/1.3	25	0.3	1.2	1.5		0.3	0.2	1.3	0.8	1.2	1.8	3.7
15	REAVES Austin	6	19:20	2.7/4.8	55	1.3/2.2	62	1.3/2.7	50	4.3/4.7	93	1.0	1.5	2.5	3.0	2.2	1.5		2.2	3.5	11.5	11.0
Team / Coach				0.8 2.2 3.0 0.5																		
Totals				35.7/67.2	53	25.7/41.7	62	10.0/25.5	39	19.8/25.5	78	9.5	31.5	41.0	24.2	14.7	10.0	5.8	17.8	21.8	24.3	101.2
Opponents				28.8/71.8	40	21.0/46.0	46	7.8/25.8	30	11.3/15.8	72	12.5	23.7	36.2	17.2	18.2	7.5	1.8	22.2	17.5	-24.3	76.8

Team Averages

	USA	Opponents
Points from Turnovers	23.3	15.0
Points in the Paint	42.7	34.7
Second Chance Points	8.0	10.8
Fast Break Points	26.0	8.0
Bench Points	50.5	32.2

GLOBAL PARTNERS



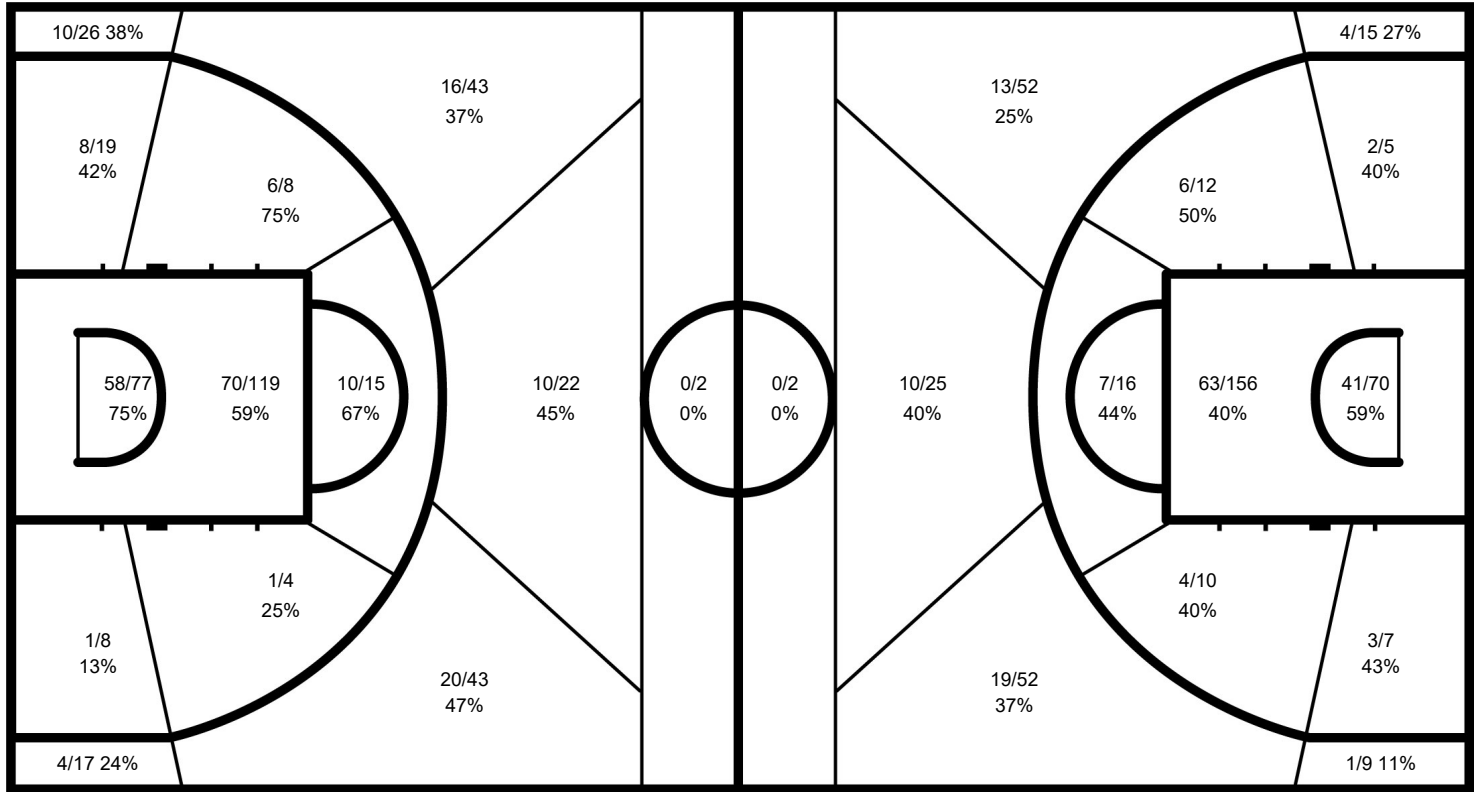


Cumulative Statistics
USA - USA
After 6 games

Phase	USA Played	Score		Field Goals		2 Points		3 Points		Free Throws		Rebounds			AS	TO	ST	BS	PF	FD
				M / A	%	M / A	%	M / A	%	M / A	%	OR	DR	TOT						
Group Phase - 1st Round - Group C	NZL	99-72	For	35/59	59	27/41	66	8/18	44	21/27	78	5	36	41	23	19	10	7	17	23
			Agn.	27/74	36	18/46	39	9/28	32	9/12	75	11	22	33	13	19	7		23	17
Group Phase - 1st Round - Group C	GRE	109-81	For	35/61	57	26/39	67	9/22	41	30/34	88	10	30	40	26	11	8	7	15	23
			Agn.	33/69	48	26/46	57	7/23	30	8/16	50	7	18	25	17	12	5	2	23	15
Group Phase - 1st Round - Group C	JOR	110-62	For	39/80	49	29/51	57	10/29	34	22/28	79	17	39	56	29	15	13	6	12	21
			Agn.	22/66	33	17/45	38	5/21	24	13/17	76	7	27	34	15	23	11	2	21	12
Group Phase - 2nd Round - Group J	MNE	85-73	For	30/63	48	25/44	57	5/19	26	20/30	67	8	23	31	19	12	14	2	19	23
			Agn.	30/75	40	25/55	45	5/20	25	8/12	67	23	26	49	17	22	5	3	24	19
Group Phase - 2nd Round - Group J	LTU	104-110	For	39/73	53	28/44	64	11/29	38	15/19	79	9	18	27	26	12	8	7	27	24
			Agn.	38/72	53	24/47	51	14/25	56	20/25	80	18	25	43	23	19	7	2	25	27
Quarter-Finals	ITA	100-63	For	36/67	54	19/31	61	17/36	47	11/15	73	8	43	51	22	19	7	6	17	17
			Agn.	23/75	31	16/37	43	7/38	18	10/13	77	9	24	33	18	14	10	2	17	15

USA - USA

Opponents



USA

	M / A	%
Field Goals	214 / 403	53
2 Points	154 / 250	62
3 Points	60 / 153	39
Free Throws	119 / 153	78

Opponents

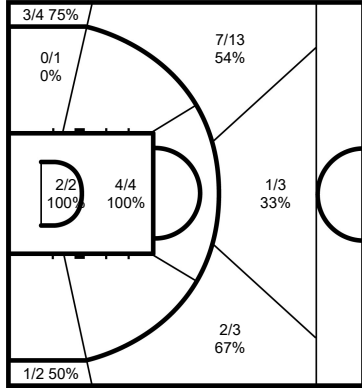
%	M / A	
40	173 / 431	Field Goals
46	126 / 276	2 Points
30	47 / 155	3 Points
72	68 / 95	Free Throws

GLOBAL PARTNERS



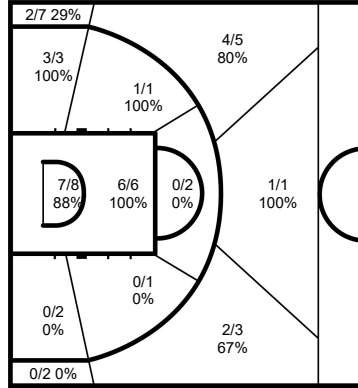
Cumulative Statistics
USA - USA
After 6 games

4 HALIBURTON Tyrese



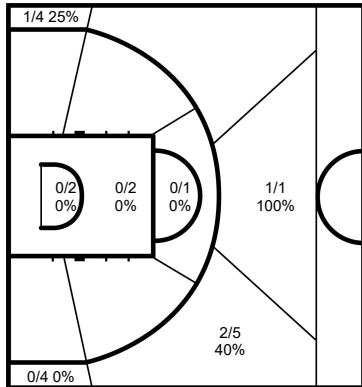
	M / A	%
Field Goals	20 / 32	63
2 Points	6 / 7	86
3 Points	14 / 25	56
Free Throws	2 / 3	67

5 BRIDGES Mikal



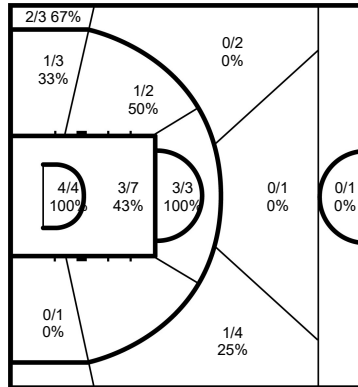
	M / A	%
Field Goals	26 / 41	63
2 Points	17 / 23	74
3 Points	9 / 18	50
Free Throws	12 / 14	86

6 JOHNSON Cameron



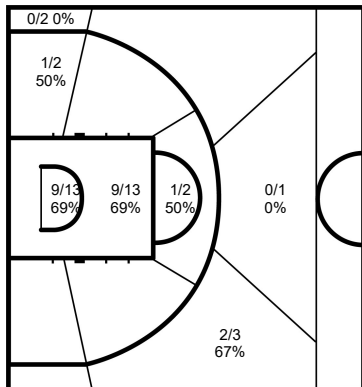
	M / A	%
Field Goals	4 / 19	21
2 Points	0 / 5	0
3 Points	4 / 14	29
Free Throws	6 / 8	75

7 INGRAM Brandon



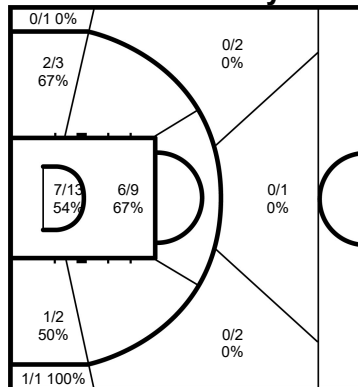
	M / A	%
Field Goals	15 / 31	48
2 Points	12 / 20	60
3 Points	3 / 11	27
Free Throws	1 / 2	50

8 BANCHERO Paolo



	M / A	%
Field Goals	22 / 36	61
2 Points	20 / 30	67
3 Points	2 / 6	33
Free Throws	13 / 21	62

9 PORTIS JR Bobby



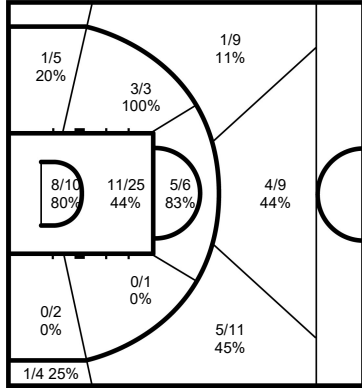
	M / A	%
Field Goals	17 / 34	50
2 Points	16 / 27	59
3 Points	1 / 7	14
Free Throws	9 / 11	82

GLOBAL PARTNERS



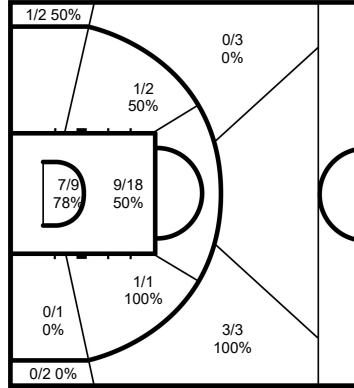
Cumulative Statistics
USA - USA
After 6 games

10 EDWARDS Anthony



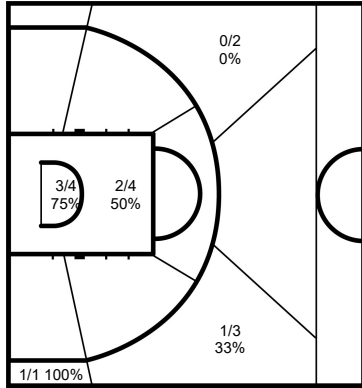
	M / A	%
Field Goals	39 / 85	46
2 Points	28 / 52	54
3 Points	11 / 33	33
Free Throws	15 / 20	75

11 BRUNSON Jalen



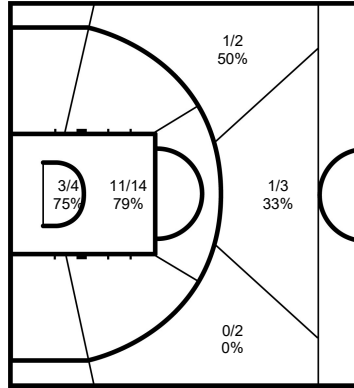
	M / A	%
Field Goals	22 / 41	54
2 Points	18 / 31	58
3 Points	4 / 10	40
Free Throws	12 / 13	92

12 HART Josh



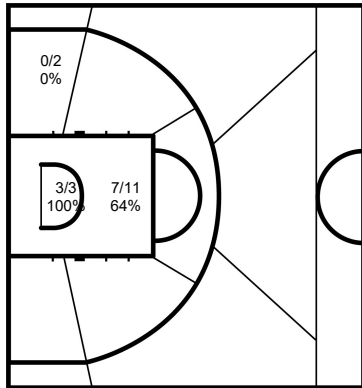
	M / A	%
Field Goals	7 / 14	50
2 Points	5 / 8	63
3 Points	2 / 6	33
Free Throws	6 / 6	100

13 JACKSON JR Jaren



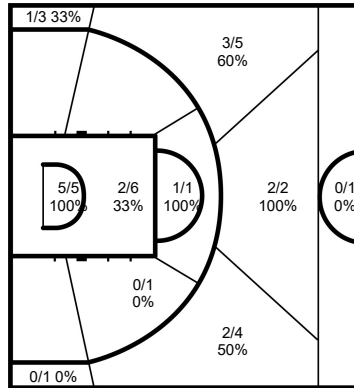
	M / A	%
Field Goals	16 / 25	64
2 Points	14 / 18	78
3 Points	2 / 7	29
Free Throws	15 / 19	79

14 KESSLER Walker



	M / A	%
Field Goals	10 / 16	63
2 Points	10 / 16	63
3 Points		
Free Throws	2 / 8	25

15 REAVES Austin



	M / A	%
Field Goals	16 / 29	55
2 Points	8 / 13	62
3 Points	8 / 16	50
Free Throws	26 / 28	93

Legend:			
%	Shooting Percentage	(C)	Captain
BS	Blocked Shots	DR	Defensive Rebounds
MPG	Minutes Played per Game	No.	Uniform Number
PTS	Points	ST	Steals
+/-	Plus-Minus	FD	Fouls Drawn
OR	Offensive Rebounds	GP	Games Played
TOT	Turnovers	PF	Fouls
Agn.	Against	TOT	Total Rebounds
AS	Assists	M / A	Made / Attempts
PPG	Points per Game		

GLOBAL PARTNERS

