

## Cumulative Statistics

### GER - Germany

#### After 6 games

#### Player Totals

No.	Name	GP	Time Played	Field Goals		2 Points		3 Points		Free Throws		Rebounds			AS	TO	ST	BS	PF	FD	+/-	PTS
				M / A	%	M / A	%	M / A	%	M / A	%	OR	DR	TOT								
0	BONGA Isaac	6	2:06:05	20/37	54	13/19	68	7/18	39	5/5	100	5	11	16	10	3	4	1	12	5	28	52
4	LO Maodo	6	1:56:01	19/43	44	5/11	45	14/32	44	1/2	50		6	6	17	10	5		10	10	71	53
5	GIFFEY Niels	5	1:11:27	8/19	42	3/7	43	5/12	42	1/2	50	2	4	6	5	1	2		8	1	38	22
7	VOIGTMANN Johannes	6	1:56:44	10/20	50	8/13	62	2/7	29	3/4	75	8	27	35	16	7	3	10	4	42	25	
9	WAGNER Franz	2	50:49	10/20	50	8/10	80	2/10	20	4/5	80	3	11	14	8	3	1		3	6	35	26
10	THEIS Daniel	6	2:03:29	27/45	60	27/40	68	0/5	0	10/17	59	11	21	32	11	6	5	4	10	15	39	64
13	WAGNER Moritz	6	1:51:21	25/40	63	18/26	69	7/14	50	20/27	74	9	25	34	9	6	8	1	13	20	66	77
17	SCHRODER Dennis (C)	6	2:41:48	38/94	40	25/52	48	13/42	31	19/22	86	2	10	12	38	14	8	3	11	25	55	108
21	HOLLATZ Justus	6	57:32	5/13	38	3/9	33	2/4	50			4	6	10	6	3	3		9	2	44	12
32	THIEMANN Johannes	6	1:58:24	18/25	72	14/15	93	4/10	40	6/7	86	5	22	27	6	5	8	1	11	5	55	46
42	OBST Andreas	6	2:09:40	17/36	47	5/9	56	12/27	44	6/8	75	2	11	13	9	3	1		7	6	45	52
44	KRAMER David	4	16:40	3/6	50			3/6	50	2/2	100	1	3	4	2		3		2	2	7	11
Team / Coach				9 6 15 5																		
<b>Totals</b>				200/398	50	129/211	61	71/187	38	77/101	76	61	163	224	137	66	55	13	106	101	105	548
<b>Opponents</b>				163/370	44	110/192	57	53/178	30	64/90	71	48	140	188	111	85	32	16	104	103	-105	443

#### Team Totals

	GER	Opponents
Points from Turnovers	118	65
Points in the Paint	228 (114/173) 66%	190 (95/155) 61%
Second Chance Points	84	49
Fast Break Points	66	61
Bench Points	241	160

#### Player Averages

No.	Name	GP	MPG	Field Goals		2 Points		3 Points		Free Throws		Rebounds			AS	TO	ST	BS	PF	FD	+/-	PPG
				M / A	%	M / A	%	M / A	%	M / A	%	OR	DR	TOT								
0	BONGA Isaac	6	21:00	3.3/6.2	54	2.2/3.2	68	1.2/3.0	39	0.8/0.8	100	0.8	1.8	2.7	1.7	0.5	0.7	0.2	2.0	0.8	4.7	8.7
4	LO Maodo	6	19:20	3.2/7.2	44	0.8/1.8	45	2.3/5.3	44	0.2/0.3	50		1.0	1.0	2.8	1.7	0.8		1.7	1.7	11.8	8.8
5	GIFFEY Niels	5	14:17	1.6/3.8	42	0.6/1.4	43	1.0/2.4	42	0.2/0.4	50	0.4	0.8	1.2	1.0	0.2	0.4		1.6	0.2	7.6	4.4
7	VOIGTMANN Johannes	6	19:27	1.7/3.3	50	1.3/2.2	62	0.3/1.2	29	0.5/0.7	75	1.3	4.5	5.8	2.7	1.2	1.2	0.5	1.7	0.7	7.0	4.2
9	WAGNER Franz	2	25:24	5.0/10.0	50	4.0/5.0	80	1.0/5.0	20	2.0/2.5	80	1.5	5.5	7.0	4.0	1.5	0.5		1.5	3.0	17.5	13.0
10	THEIS Daniel	6	20:34	4.5/7.5	60	4.5/6.7	68	0.0/0.8	0	1.7/2.8	59	1.8	3.5	5.3	1.8	1.0	0.8	0.7	1.7	2.5	6.5	10.7
13	WAGNER Moritz	6	18:33	4.2/6.7	63	3.0/4.3	69	1.2/2.3	50	3.3/4.5	74	1.5	4.2	5.7	1.5	1.0	1.3	0.2	2.2	3.3	11.0	12.8
17	SCHRODER Dennis (C)	6	26:58	6.3/15.7	40	4.2/8.7	48	2.2/7.0	31	3.2/3.7	86	0.3	1.7	2.0	6.3	2.3	1.3	0.5	1.8	4.2	9.2	18.0
21	HOLLATZ Justus	6	9:35	0.8/2.2	38	0.5/1.5	33	0.3/0.7	50			0.7	1.0	1.7	1.0	0.5	0.5		1.5	0.3	7.3	2.0
32	THIEMANN Johannes	6	19:44	3.0/4.2	72	2.3/2.5	93	0.7/1.7	40	1.0/1.2	86	0.8	3.7	4.5	1.0	0.8	1.3	0.2	1.8	0.8	9.2	7.7
42	OBST Andreas	6	21:36	2.8/6.0	47	0.8/1.5	56	2.0/4.5	44	1.0/1.3	75	0.3	1.8	2.2	1.5	0.5	0.2		1.2	1.0	7.5	8.7
44	KRAMER David	4	4:10	0.8/1.5	50			0.8/1.5	50	0.5/0.5	100	0.3	0.8	1.0	0.5				0.5	0.5	1.8	2.8
Team / Coach				1.5 1.0 2.5 0.8																		
<b>Totals</b>				33.3/66.3	50	21.5/35.2	61	11.8/31.2	38	12.8/16.8	76	10.2	27.2	37.3	22.8	11.0	9.2	2.2	17.7	16.8	17.5	91.3
<b>Opponents</b>				27.2/61.7	44	18.3/32.0	57	8.8/29.7	30	10.7/15.0	71	8.0	23.3	31.3	18.5	14.2	5.3	2.7	17.3	17.2	-17.5	73.8

#### Team Averages

	GER	Opponents
Points from Turnovers	19.7	10.8
Points in the Paint	38.0	31.7
Second Chance Points	14.0	8.2
Fast Break Points	11.0	10.2
Bench Points	40.2	26.7

#### GLOBAL PARTNERS



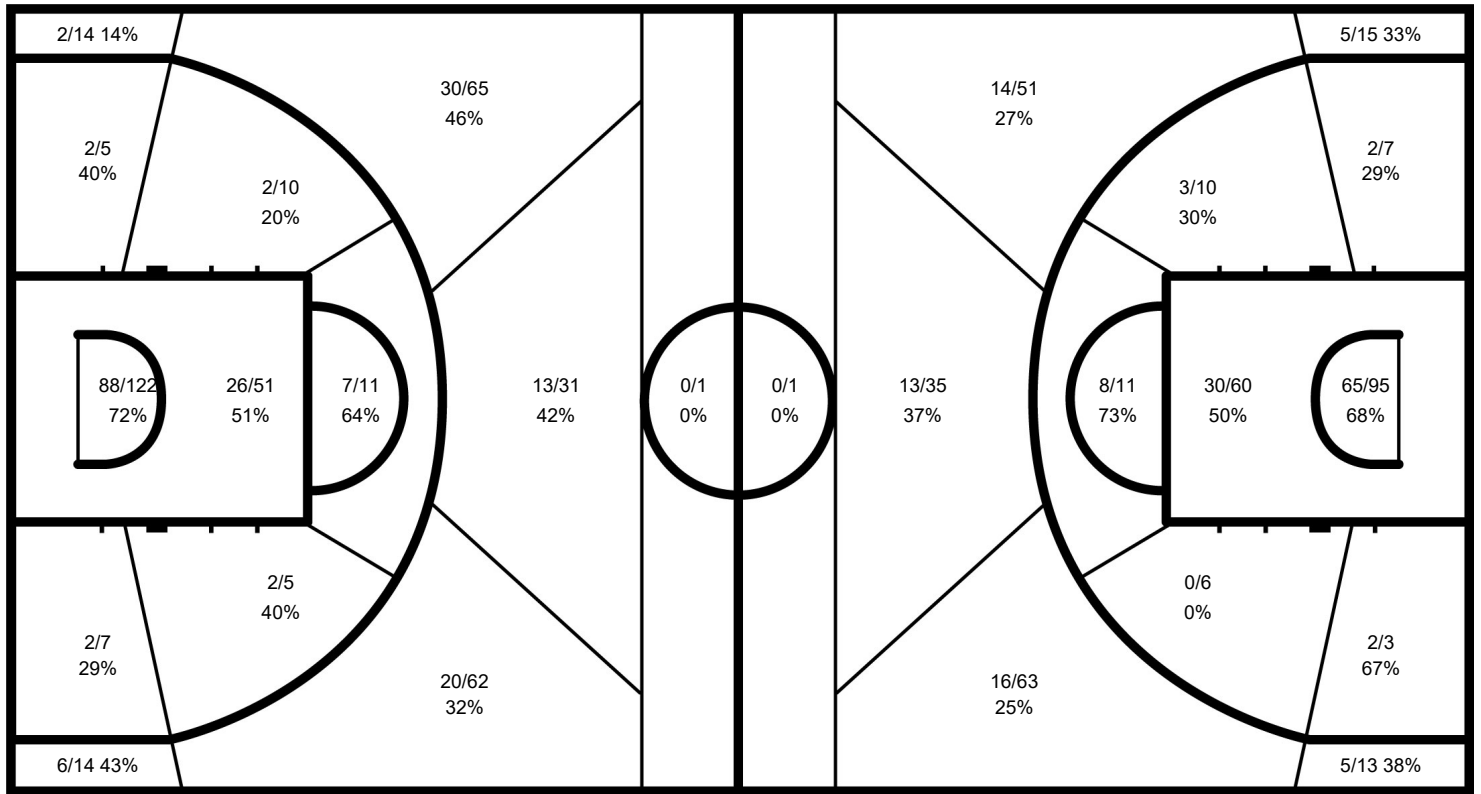


## Cumulative Statistics GER - Germany After 6 games

Phase	GER Played	Score		Field Goals		2 Points		3 Points		Free Throws		Rebounds			AS	TO	ST	BS	PF	FD
				M / A	%	M / A	%	M / A	%	M / A	%	OR	DR	TOT						
Group Phase - 1st Round - Group E	JPN	81-63	For	34/72	47	28/39	72	6/33	18	7/9	78	11	36	47	21	10	7	4	12	16
			Agn.	23/65	35	17/30	57	6/35	17	11/17	65	8	28	36	17	13	5	3	16	12
Group Phase - 1st Round - Group E	AUS	85-82	For	31/61	51	20/31	65	11/30	37	12/15	80	6	21	27	18	13	9	3	19	16
			Agn.	32/59	54	23/40	58	9/19	47	9/16	56	8	24	32	18	13	4	3	16	19
Group Phase - 1st Round - Group E	FIN	101-75	For	39/68	57	28/36	78	11/32	34	12/16	75	12	21	33	29	9	13	1	16	13
			Agn.	28/58	48	17/26	65	11/32	34	8/8	100	9	15	24	20	18	5	3	13	16
Group Phase - 2nd Round - Group K	GEO	100-73	For	33/63	52	13/28	46	20/35	57	14/25	56	9	27	36	33	12	10	2	22	20
			Agn.	26/62	42	19/36	53	7/26	27	14/18	78	9	24	33	18	18	5	3	20	20
Group Phase - 2nd Round - Group K	SLO	100-71	For	35/64	55	20/33	61	15/31	48	15/17	88	9	30	39	26	14	9	3	20	17
			Agn.	25/61	41	18/29	62	7/32	22	14/21	67	8	20	28	19	13	8	1	20	20
Quarter-Finals	LAT	81-79	For	28/70	40	20/44	45	8/26	31	17/19	89	14	28	42	10	8	7		17	19
			Agn.	29/65	45	16/31	52	13/34	38	8/10	80	6	29	35	19	10	5	3	19	16

GER - Germany

Opponents



GER

	M / A	%
Field Goals	200 / 398	50
2 Points	129 / 211	61
3 Points	71 / 187	38
Free Throws	77 / 101	76

Opponents

%	M / A	
44	163 / 370	Field Goals
57	110 / 192	2 Points
30	53 / 178	3 Points
71	64 / 90	Free Throws

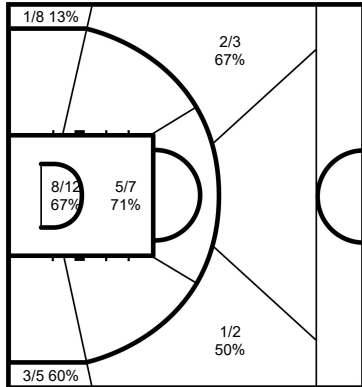
GLOBAL PARTNERS





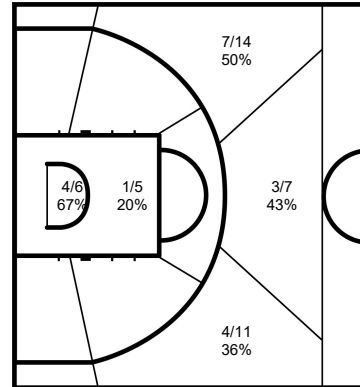
**Cumulative Statistics**  
**GER - Germany**  
After 6 games

**0 BONGA Isaac**



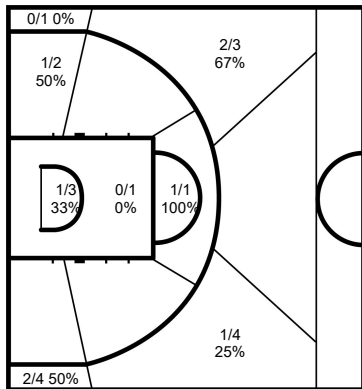
	M / A	%
Field Goals	20 / 37	54
2 Points	13 / 19	68
3 Points	7 / 18	39
Free Throws	5 / 5	100

**4 LO Maodo**



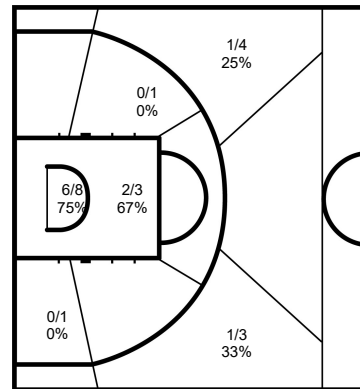
	M / A	%
Field Goals	19 / 43	44
2 Points	5 / 11	45
3 Points	14 / 32	44
Free Throws	1 / 2	50

**5 GIFFEY Niels**



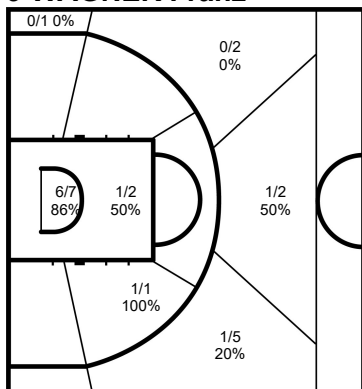
	M / A	%
Field Goals	8 / 19	42
2 Points	3 / 7	43
3 Points	5 / 12	42
Free Throws	1 / 2	50

**7 VOIGTMANN Johannes**



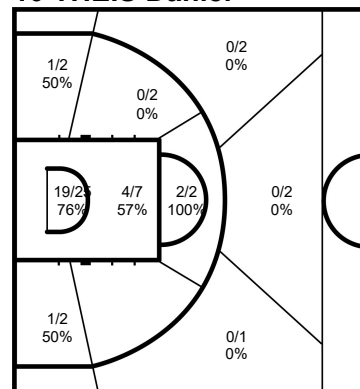
	M / A	%
Field Goals	10 / 20	50
2 Points	8 / 13	62
3 Points	2 / 7	29
Free Throws	3 / 4	75

**9 WAGNER Franz**



	M / A	%
Field Goals	10 / 20	50
2 Points	8 / 10	80
3 Points	2 / 10	20
Free Throws	4 / 5	80

**10 THEIS Daniel**



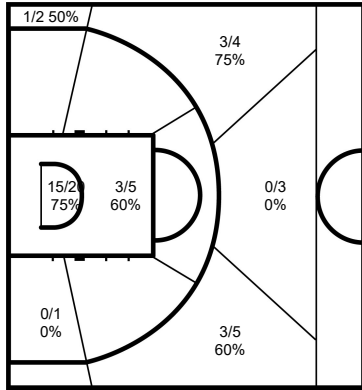
	M / A	%
Field Goals	27 / 45	60
2 Points	27 / 40	68
3 Points	0 / 5	0
Free Throws	10 / 17	59

GLOBAL PARTNERS



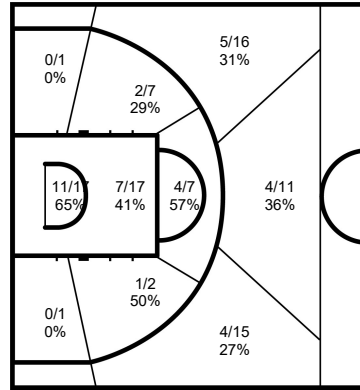
**Cumulative Statistics**  
**GER - Germany**  
After 6 games

**13 WAGNER Moritz**



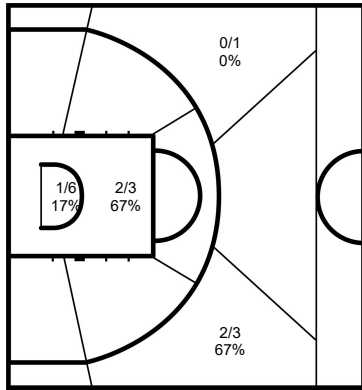
	M / A	%
Field Goals	25 / 40	63
2 Points	18 / 26	69
3 Points	7 / 14	50
Free Throws	20 / 27	74

**17 SCHRODER Dennis**



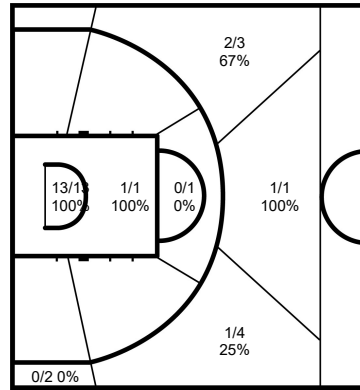
	M / A	%
Field Goals	38 / 94	40
2 Points	25 / 52	48
3 Points	13 / 42	31
Free Throws	19 / 22	86

**21 HOLLATZ Justus**



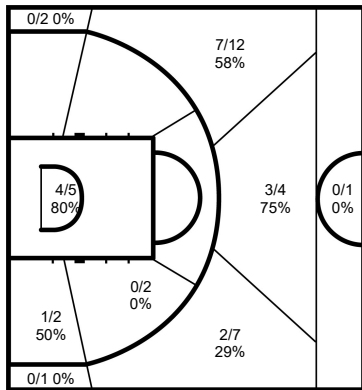
	M / A	%
Field Goals	5 / 13	38
2 Points	3 / 9	33
3 Points	2 / 4	50
Free Throws		

**32 THIEMANN Johannes**



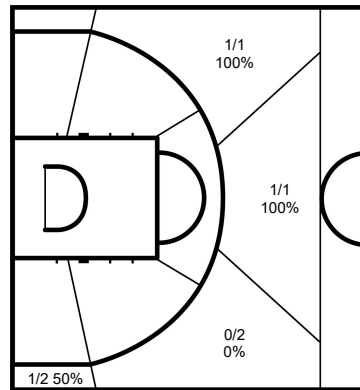
	M / A	%
Field Goals	18 / 25	72
2 Points	14 / 15	93
3 Points	4 / 10	40
Free Throws	6 / 7	86

**42 OBST Andreas**



	M / A	%
Field Goals	17 / 36	47
2 Points	5 / 9	56
3 Points	12 / 27	44
Free Throws	6 / 8	75

**44 KRAMER David**



	M / A	%
Field Goals	3 / 6	50
2 Points		
3 Points	3 / 6	50
Free Throws	2 / 2	100

Legend:			
%	Shooting Percentage	(C)	Captain
BS	Blocked Shots	DR	Defensive Rebounds
MPG	Minutes Played per Game	No.	Uniform Number
PTS	Points	ST	Steals
+/-	Plus-Minus	Agn.	Against
FD	Fouls Drawn	GP	Games Played
OR	Offensive Rebounds	PF	Fouls
TO	Turnovers	TOT	Total Rebounds
AS	Assists	M / A	Made / Attempts
PPG	Points per Game		

GLOBAL PARTNERS

