



Cumulative Statistics

LAT - Latvia

After 6 games

Player Totals

No.	Name	GP	Time Played	Field Goals		2 Points		3 Points		Free Throws		Rebounds			AS	TO	ST	BS	PF	FD	+/-	PTS
				M / A	%	M / A	%	M / A	%	M / A	%	OR	DR	TOT								
00	KURUCS Rodions	6	2:38:34	18/32	56	14/24	58	4/8	50	8/12	67	12	29	41	18	10	7	2	19	23	26	48
8	BERTANS Davis	6	2:38:33	23/59	39	2/6	33	21/53	40	15/16	94	2	18	20	6	9	5	3	15	15	41	82
9	BERTANS Dairis (C)	2	21:01	10/13	77	2/2	100	8/11	73					4	2	1		3	2	28	28	
11	ŠMITS Rolands	6	2:15:44	33/60	55	26/36	72	7/24	29	8/10	80	8	19	27	6	6	5		16	10	42	81
12	STRAUTIŅŠ Arturs	6	54:24	5/13	38	3/7	43	2/6	33			2	7	9	2	1	1		6	2	-10	12
18	CAVARS Klavs	6	25:23	0/2	0	0/2	0					1	2	3	3	2		1	6	1	-7	
21	ŠKELE Aigars	6	1:22:38	9/19	47	7/12	58	2/7	29	2/2	100	2	4	6	16	7	3		3	2	-6	22
24	GRAŽULIS Andrejs	6	2:48:26	32/56	57	27/43	63	5/13	38	6/8	75	7	17	24	13	3	9	7	15	11	27	75
32	PASECNIKS Anžejs	2	13:44	5/8	63	5/8	63					4	2	6	1				1	1	-4	10
47	KURUCS Arturs	6	1:33:27	8/21	38	1/2	50	7/19	37	7/9	78	2	6	8	7	3	5		18	7	6	30
55	ŽAGARS Arturs	6	2:33:00	31/55	56	18/26	69	13/29	45	10/16	63	1	13	14	36	12	2	1	10	28	48	85
66	ZORIKS Kristers	6	2:15:06	20/47	43	10/19	53	10/28	36	6/7	86	2	5	7	23	7	1	1	12	10	-1	56
Team / Coach				7 15 22 4 3																		
Totals				194/385	50	115/187	61	79/198	40	62/80	78	50	137	187	135	66	40	15	126	112	38	529
Opponents				168/372	45	109/211	52	59/161	37	96/131	73	74	140	214	116	78	35	6	114	123	-38	491

Team Totals

	LAT	Opponents
Points from Turnovers	91	75
Points in the Paint	206 (103/160) 64%	196 (98/177) 55%
Second Chance Points	67	85
Fast Break Points	34	39
Bench Points	186	160

Player Averages

No.	Name	GP	MPG	Field Goals		2 Points		3 Points		Free Throws		Rebounds			AS	TO	ST	BS	PF	FD	+/-	PPG
				M / A	%	M / A	%	M / A	%	M / A	%	OR	DR	TOT								
00	KURUCS Rodions	6	26:25	3.0/5.3	56	2.3/4.0	58	0.7/1.3	50	1.3/2.0	67	2.0	4.8	6.8	3.0	1.7	1.2	0.3	3.2	3.8	4.3	8.0
8	BERTANS Davis	6	26:25	3.8/9.8	39	0.3/1.0	33	3.5/8.8	40	2.5/2.7	94	0.3	3.0	3.3	1.0	1.5	0.8	0.5	2.5	2.5	6.8	13.7
9	BERTANS Dairis (C)	2	10:30	5.0/6.5	77	1.0/1.0	100	4.0/5.5	73					2.0	1.0	0.5		1.5	1.0	14.0	14.0	
11	ŠMITS Rolands	6	22:37	5.5/10.0	55	4.3/6.0	72	1.2/4.0	29	1.3/1.7	80	1.3	3.2	4.5	1.0	1.0	0.8		2.7	1.7	7.0	13.5
12	STRAUTIŅŠ Arturs	6	9:04	0.8/2.2	38	0.5/1.2	43	0.3/1.0	33			0.3	1.2	1.5	0.3	0.2	0.2		1.0	0.3	-1.7	2.0
18	CAVARS Klavs	6	4:13	0.0/0.3	0	0.0/0.3	0					0.2	0.3	0.5	0.5	0.3		0.2	1.0	0.2	-1.2	
21	ŠKELE Aigars	6	13:46	1.5/3.2	47	1.2/2.0	58	0.3/1.2	29	0.3/0.3	100	0.3	0.7	1.0	2.7	1.2	0.5		0.5	0.3	-1.0	3.7
24	GRAŽULIS Andrejs	6	28:04	5.3/9.3	57	4.5/7.2	63	0.8/2.2	38	1.0/1.3	75	1.2	2.8	4.0	2.2	0.5	1.5	1.2	2.5	1.8	4.5	12.5
32	PASECNIKS Anžejs	2	6:52	2.5/4.0	63	2.5/4.0	63					2.0	1.0	3.0	0.5				0.5	-2.0	5.0	
47	KURUCS Arturs	6	15:34	1.3/3.5	38	0.2/0.3	50	1.2/3.2	37	1.2/1.5	78	0.3	1.0	1.3	1.2	0.5	0.8		3.0	1.2	1.0	5.0
55	ŽAGARS Arturs	6	25:30	5.2/9.2	56	3.0/4.3	69	2.2/4.8	45	1.7/2.7	63	0.2	2.2	2.3	6.0	2.0	0.3	0.2	1.7	4.7	8.0	14.2
66	ZORIKS Kristers	6	22:31	3.3/7.8	43	1.7/3.2	53	1.7/4.7	36	1.0/1.2	86	0.3	0.8	1.2	3.8	1.2	0.2	0.2	2.0	1.7	-0.2	9.3
Team / Coach				1.2 2.5 3.7 0.7 3																		
Totals				32.3/64.2	50	19.2/31.2	61	13.2/33.0	40	10.3/13.3	78	8.3	22.8	31.2	22.5	11.0	6.7	2.5	21.0	18.7	6.3	88.2
Opponents				28.0/62.0	45	18.2/35.2	52	9.8/26.8	37	16.0/21.8	73	12.3	23.3	35.7	19.3	13.0	5.8	1.0	19.0	20.5	-6.3	81.8

Team Averages

	LAT	Opponents
Points from Turnovers	15.2	12.5
Points in the Paint	34.3	32.7
Second Chance Points	11.2	14.2
Fast Break Points	5.7	6.5
Bench Points	31.0	26.7

GLOBAL PARTNERS



Cumulative Statistics

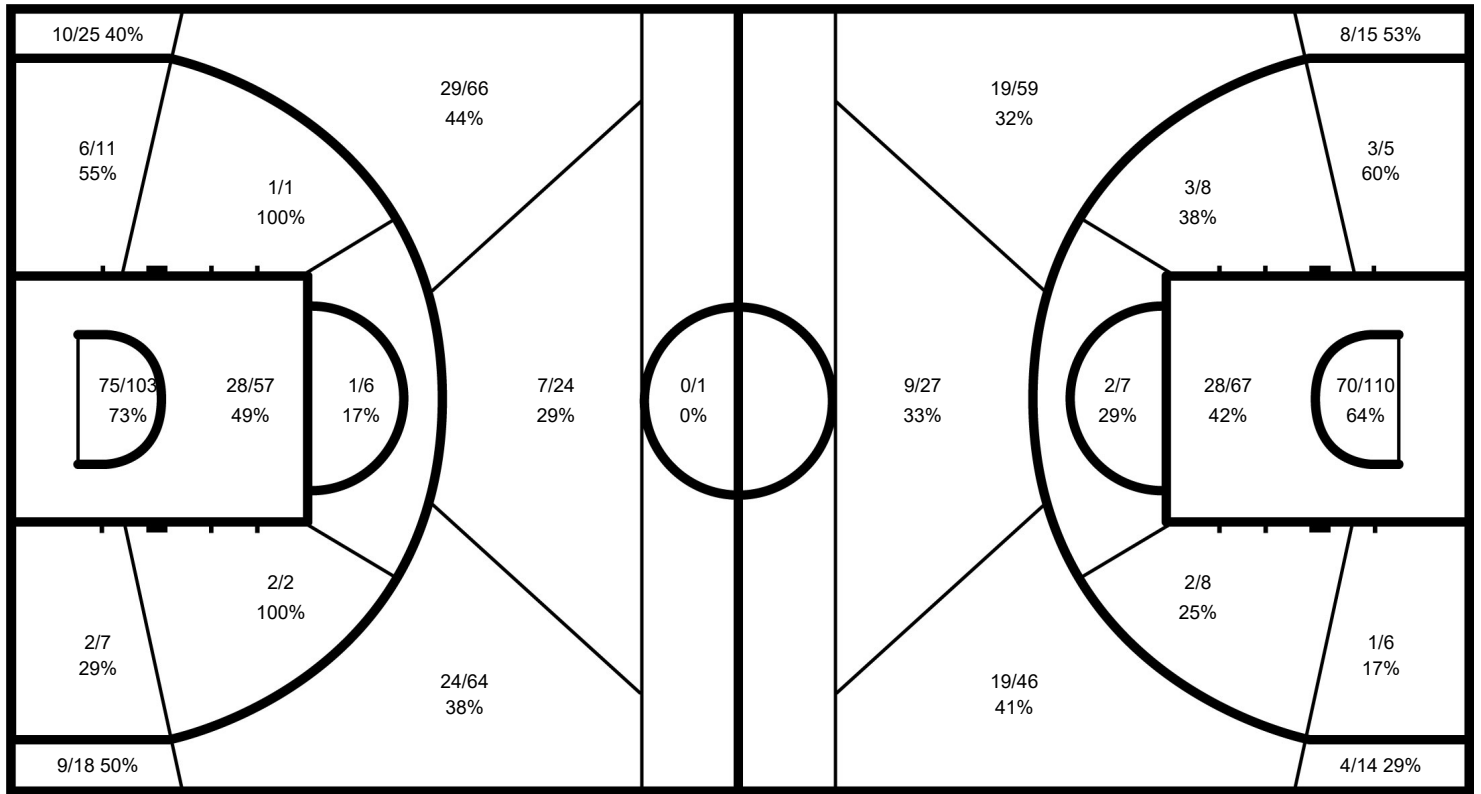
LAT - Latvia

After 6 games

Phase	LAT Played	Score		Field Goals		2 Points		3 Points		Free Throws		Rebounds			AS	TO	ST	BS	PF	FD
				M / A	%	M / A	%	M / A	%	M / A	%	OR	DR	TOT						
Group Phase - 1st Round - Group H	LBN	109-70	For	42/71	59	24/36	67	18/35	51	7/11	64	11	23	34	34	5	6	1	13	16
			Agn.	27/61	44	20/37	54	7/24	29	9/11	82	10	17	27	16	14	3		16	13
Group Phase - 1st Round - Group H	FRA	88-86	For	32/61	52	18/26	69	14/35	40	10/16	63	10	15	25	20	14	14	2	21	19
			Agn.	26/50	52	12/23	52	14/27	52	20/24	83	10	21	31	23	20	6	3	19	21
Group Phase - 1st Round - Group H	CAN	75-101	For	27/63	43	17/27	63	10/36	28	11/12	92	8	23	31	23	15	5	3	23	19
			Agn.	37/74	50	21/35	60	16/39	41	11/22	50	17	27	44	23	9	10	1	19	21
Group Phase - 2nd Round - Group L	ESP	74-69	For	26/59	44	18/34	53	8/25	32	14/19	74	10	26	36	15	16	7	3	26	23
			Agn.	21/53	40	14/32	44	7/21	33	20/31	65	10	24	34	23	16	7	1	24	25
Group Phase - 2nd Round - Group L	BRA	104-84	For	38/66	58	22/33	67	16/33	48	12/12	100	5	21	26	24	6	3	3	24	19
			Agn.	29/64	45	22/40	55	7/24	29	19/24	79	13	23	36	21	11	2	1	19	24
Quarter-Finals	GER	79-81	For	29/65	45	16/31	52	13/34	38	8/10	80	6	29	35	19	10	5	3	19	16
			Agn.	28/70	40	20/44	45	8/26	31	17/19	89	14	28	42	10	8	7		17	19

LAT - Latvia

Opponents



LAT

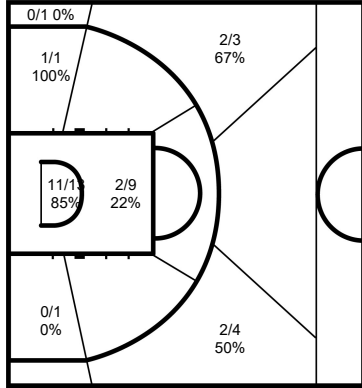
	M / A	%
Field Goals	194 / 385	50
2 Points	115 / 187	61
3 Points	79 / 198	40
Free Throws	62 / 80	78

Opponents

%	M / A	
45	168 / 372	Field Goals
52	109 / 211	2 Points
37	59 / 161	3 Points
73	96 / 131	Free Throws

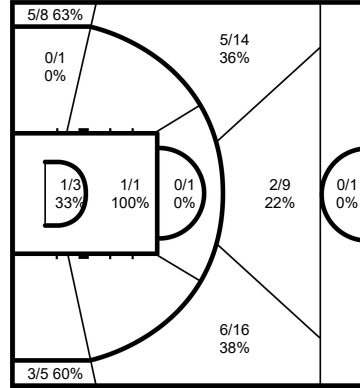
Cumulative Statistics
LAT - Latvia
After 6 games

00 KURUCS Rodions



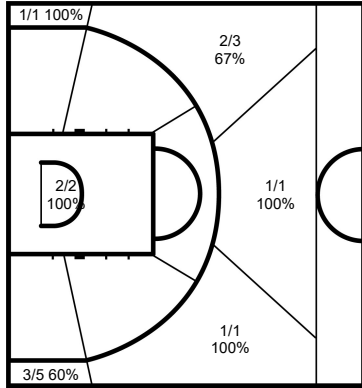
	M / A	%
Field Goals	18 / 32	56
2 Points	14 / 24	58
3 Points	4 / 8	50
Free Throws	8 / 12	67

8 BERTANS Davis



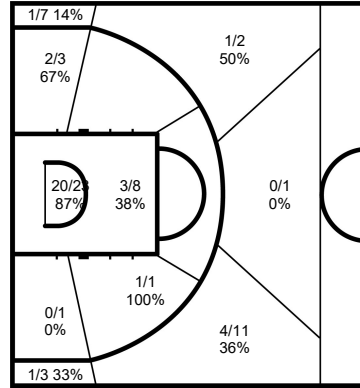
	M / A	%
Field Goals	23 / 59	39
2 Points	2 / 6	33
3 Points	21 / 53	40
Free Throws	15 / 16	94

9 BERTANS Dairis



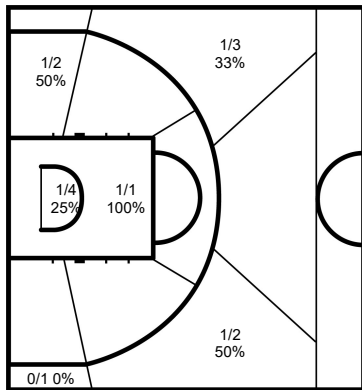
	M / A	%
Field Goals	10 / 13	77
2 Points	2 / 2	100
3 Points	8 / 11	73
Free Throws		

11 ŠMITS Rolands



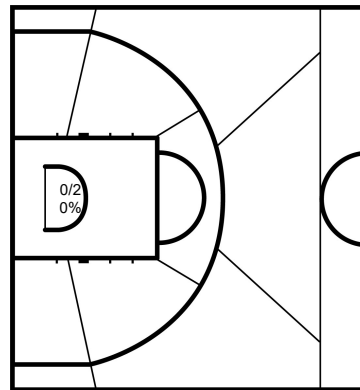
	M / A	%
Field Goals	33 / 60	55
2 Points	26 / 36	72
3 Points	7 / 24	29
Free Throws	8 / 10	80

12 STRAUTINŠ Arturs



	M / A	%
Field Goals	5 / 13	38
2 Points	3 / 7	43
3 Points	2 / 6	33
Free Throws		

18 CAVARS Klavs



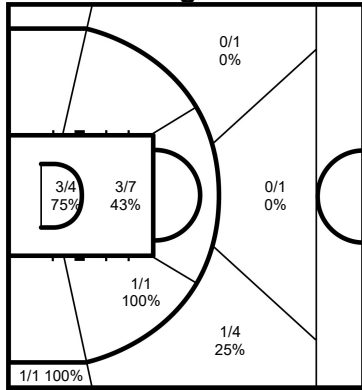
	M / A	%
Field Goals	0 / 2	0
2 Points	0 / 2	0
3 Points		
Free Throws		

GLOBAL PARTNERS



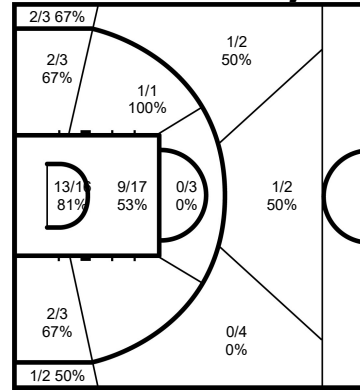
Cumulative Statistics
LAT - Latvia
After 6 games

21 ŠKELE Aigars



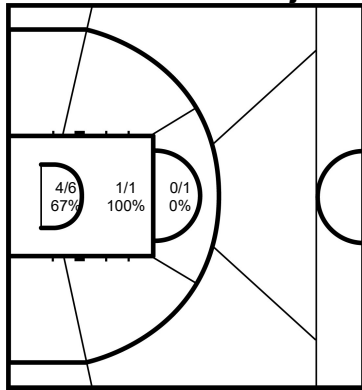
	M / A	%
Field Goals	9 / 19	47
2 Points	7 / 12	58
3 Points	2 / 7	29
Free Throws	2 / 2	100

24 GRAŽULIS Andrejs



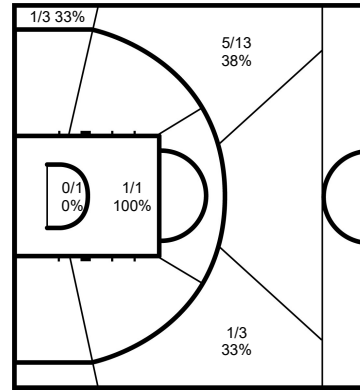
	M / A	%
Field Goals	32 / 56	57
2 Points	27 / 43	63
3 Points	5 / 13	38
Free Throws	6 / 8	75

32 PASECNIKS Anžejs



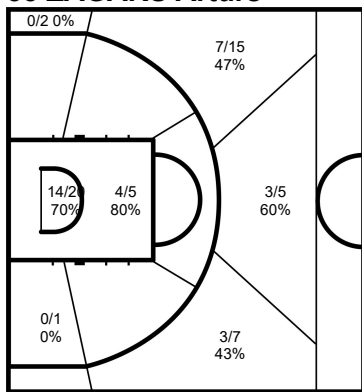
	M / A	%
Field Goals	5 / 8	63
2 Points	5 / 8	63
3 Points		
Free Throws		

47 KURUCS Arturs



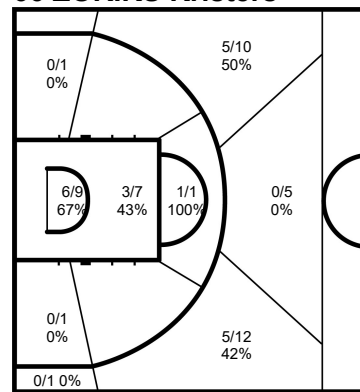
	M / A	%
Field Goals	8 / 21	38
2 Points	1 / 2	50
3 Points	7 / 19	37
Free Throws	7 / 9	78

55 ŽAGARS Arturs



	M / A	%
Field Goals	31 / 55	56
2 Points	18 / 26	69
3 Points	13 / 29	45
Free Throws	10 / 16	63

66 ZORIKS Kristers



	M / A	%
Field Goals	20 / 47	43
2 Points	10 / 19	53
3 Points	10 / 28	36
Free Throws	6 / 7	86

Legend:			
%	Shooting Percentage	(C)	Captain
BS	Blocked Shots	DR	Defensive Rebounds
MPG	Minutes Played per Game	No.	Uniform Number
PTS	Points	ST	Steals
+/-	Plus-Minus	FD	Fouls Drawn
OR	Offensive Rebounds	PF	Fouls
TOT	Turnovers	GP	Games Played
AS	Assists	PPG	Points per Game
M / A	Made / Attempts		

GLOBAL PARTNERS

