

Cumulative Statistics

CAN - Canada

After 6 games

Player Totals

No.	Name	GP	Time Played	Field Goals		2 Points		3 Points		Free Throws		Rebounds			AS	TO	ST	BS	PF	FD	+/-	PTS
				M / A	%	M / A	%	M / A	%	M / A	%	OR	DR	TOT								
0	DORT Luguentz	4	1:36:37	12/32	38	5/11	45	7/21	33	4/7	57	7	10	17	6	5	3	1	16	7	13	35
1	ALEXANDER-WALKER Nickeil	6	2:12:05	20/49	41	3/7	43	17/42	40	3/9	33	7	8	15	16	7	6	1	10	10	63	60
2	GILGEOUS-ALEXANDER Shai	6	3:02:30	47/86	55	39/61	64	8/25	32	48/54	89	9	34	43	30	8	10	1	8	44	82	150
3	EJIM Melvin	6	1:08:57	6/11	55	3/5	60	3/6	50	1/1	100	8	11	19	7	1	5	1	5	2	11	16
7	POWELL Dwight	6	2:15:19	14/22	64	14/21	67	0/1	0	4/5	80	9	16	25	5	4	4	2	15	9	84	32
9	BARRETT RJ	6	2:54:02	33/78	42	21/43	49	12/35	34	10/17	59	4	26	30	12	10	4		12	15	89	88
11	ALEXANDER Kyle	5	34:23	5/7	71	3/3	100	2/4	50	8/10	80	5	2	7	3	2	2	1	2	6	20	20
13	OLYNYK Kelly (C)	6	2:19:43	21/50	42	13/28	46	8/22	36	17/19	89	11	21	32	17	10	1	3	14	19	73	67
15	EDEY Zach	3	19:11	7/7	100	7/7	100			0/2	0	2	3	5	2	1		1	3	2	16	14
23	SCRUBB Phil	4	38:20	5/8	63	2/2	100	3/6	50	1/3	33		3	3	8	1	2		2	3	35	14
24	BROOKS Dillon	6	2:28:18	24/39	62	14/21	67	10/18	56	8/11	73	5	11	16	15	10	8	1	19	11	97	66
25	BELL-HAYNES Trae	4	30:35	5/9	56			5/9	56			1	1	2	10	5	1		4	3	22	15
Team / Coach				10 7 17 5																		
Totals				199/398	50	124/209	59	75/189	40	104/138	75	78	153	231	131	69	46	12	110	131	121	577
Opponents				165/376	44	112/209	54	53/167	32	73/85	86	58	131	189	115	87	43	16	139	108	-121	456

Team Totals

	CAN	Opponents
Points from Turnovers	118	80
Points in the Paint	218 (109/176) 62%	206 (103/177) 58%
Second Chance Points	80	52
Fast Break Points	89	29
Bench Points	174	169

Player Averages

No.	Name	GP	MPG	Field Goals		2 Points		3 Points		Free Throws		Rebounds			AS	TO	ST	BS	PF	FD	+/-	PPG
				M / A	%	M / A	%	M / A	%	M / A	%	OR	DR	TOT								
0	DORT Luguentz	4	24:09	3.0/8.0	38	1.3/2.8	45	1.8/5.3	33	1.0/1.8	57	1.8	2.5	4.3	1.5	1.3	0.8	0.3	4.0	1.8	3.3	8.8
1	ALEXANDER-WALKER Nickeil	6	22:00	3.3/8.2	41	0.5/1.2	43	2.8/7.0	40	0.5/1.5	33	1.2	1.3	2.5	2.7	1.2	1.0	0.2	1.7	1.7	10.5	10.0
2	GILGEOUS-ALEXANDER Shai	6	30:25	7.8/14.3	55	6.5/10.2	64	1.3/4.2	32	8.0/9.0	89	1.5	5.7	7.2	5.0	1.3	1.7	0.2	1.3	7.3	13.7	25.0
3	EJIM Melvin	6	11:29	1.0/1.8	55	0.5/0.8	60	0.5/1.0	50	0.2/0.2	100	1.3	1.8	3.2	1.2	0.2	0.8	0.2	0.8	0.3	1.8	2.7
7	POWELL Dwight	6	22:33	2.3/3.7	64	2.3/3.5	67	0.0/0.2	0	0.7/0.8	80	1.5	2.7	4.2	0.8	0.7	0.7	0.3	2.5	1.5	14.0	5.3
9	BARRETT RJ	6	29:00	5.5/13.0	42	3.5/7.2	49	2.0/5.8	34	1.7/2.8	59	0.7	4.3	5.0	2.0	1.7	0.7		2.0	2.5	14.8	14.7
11	ALEXANDER Kyle	5	6:52	1.0/1.4	71	0.6/0.6	100	0.4/0.8	50	1.6/2.0	80	1.0	0.4	1.4	0.6	0.4	0.4	0.2	0.4	1.2	4.0	4.0
13	OLYNYK Kelly (C)	6	23:17	3.5/8.3	42	2.2/4.7	46	1.3/3.7	36	2.8/3.2	89	1.8	3.5	5.3	2.8	1.7	0.2	0.5	2.3	3.2	12.2	11.2
15	EDEY Zach	3	6:23	2.3/2.3	100	2.3/2.3	100			0.0/0.7	0	0.7	1.0	1.7	0.7	0.3		0.3	1.0	0.7	5.3	4.7
23	SCRUBB Phil	4	9:35	1.3/2.0	63	0.5/0.5	100	0.8/1.5	50	0.3/0.8	33		0.8	0.8	2.0	0.3	0.5		0.5	0.8	8.8	3.5
24	BROOKS Dillon	6	24:43	4.0/6.5	62	2.3/3.5	67	1.7/3.0	56	1.3/1.8	73	0.8	1.8	2.7	2.5	1.7	1.3	0.2	3.2	1.8	16.2	11.0
25	BELL-HAYNES Trae	4	7:38	1.3/2.3	56			1.3/2.3	56			0.3	0.3	0.5	2.5	1.3	0.3		1.0	0.8	5.5	3.8
Team / Coach				1.7 1.2 2.8 0.8																		
Totals				33.2/66.3	50	20.7/34.8	59	12.5/31.5	40	17.3/23.0	75	13.0	25.5	38.5	21.8	11.5	7.7	2.0	18.3	21.8	20.2	96.2
Opponents				27.5/62.7	44	18.7/34.8	54	8.8/27.8	32	12.2/14.2	86	9.7	21.8	31.5	19.2	14.5	7.2	2.7	23.2	18.0	-20.2	76.0

Team Averages

	CAN	Opponents
Points from Turnovers	19.7	13.3
Points in the Paint	36.3	34.3
Second Chance Points	13.3	8.7
Fast Break Points	14.8	4.8
Bench Points	29.0	28.2

GLOBAL PARTNERS



Cumulative Statistics

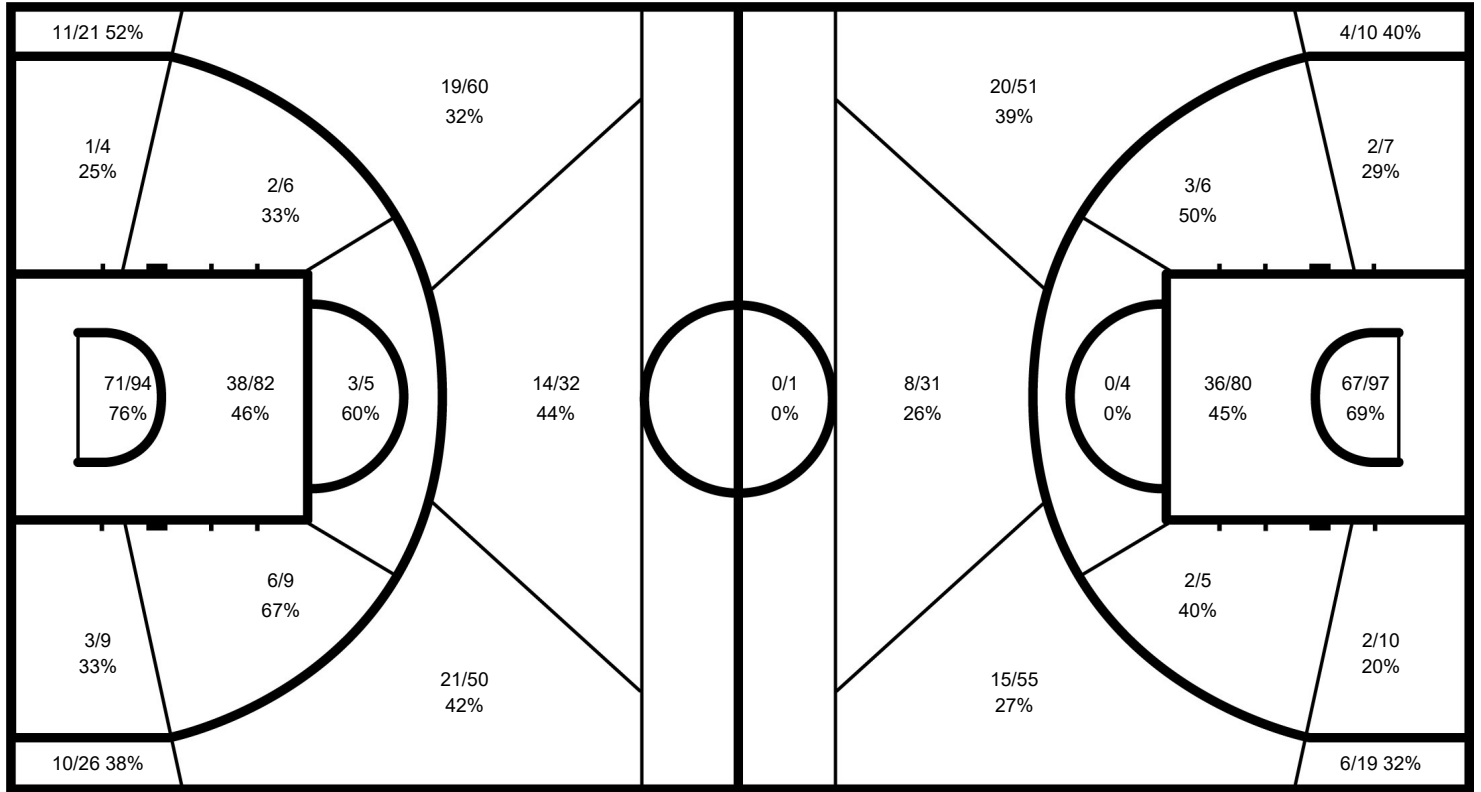
CAN - Canada

After 6 games

Phase	CAN Played	Score		Field Goals		2 Points		3 Points		Free Throws		Rebounds			AS	TO	ST	BS	PF	FD
				M / A	%	M / A	%	M / A	%	M / A	%	OR	DR	TOT						
Group Phase - 1st Round - Group H	FRA	95-65	For	32/73	44	21/37	57	11/36	31	20/27	74	15	30	45	20	10	9	2	17	23
			Agn.	25/60	42	19/32	59	6/28	21	9/13	69	6	29	35	14	17	8	4	24	17
Group Phase - 1st Round - Group H	LBN	128-73	For	50/70	71	32/40	80	18/30	60	10/14	71	12	24	36	44	15	13	1	11	18
			Agn.	30/62	48	22/43	51	8/19	42	5/5	100	8	10	18	19	22	12	1	18	11
Group Phase - 1st Round - Group H	LAT	101-75	For	37/74	50	21/35	60	16/39	41	11/22	50	17	27	44	23	9	10	1	19	21
			Agn.	27/63	43	17/27	63	10/36	28	11/12	92	8	23	31	23	15	5	3	23	19
Group Phase - 2nd Round - Group L	BRA	65-69	For	21/63	33	13/33	39	8/30	27	15/17	88	13	24	37	10	9	2	3	20	17
			Agn.	25/63	40	20/36	56	5/27	19	14/16	88	14	29	43	17	9	6	4	17	19
Group Phase - 2nd Round - Group L	ESP	88-85	For	28/57	49	17/33	52	11/24	46	21/25	84	9	22	31	18	15	6	4	22	26
			Agn.	29/62	47	20/36	56	9/26	35	18/20	90	11	21	32	28	14	7	4	28	22
Quarter-Finals	SLO	100-89	For	31/61	51	20/31	65	11/30	37	27/33	82	12	26	38	16	11	6	1	21	26
			Agn.	29/66	44	14/35	40	15/31	48	16/19	84	11	19	30	14	10	5		29	20

CAN - Canada

Opponents



CAN

	M / A	%
Field Goals	199 / 398	50
2 Points	124 / 209	59
3 Points	75 / 189	40
Free Throws	104 / 138	75

Opponents

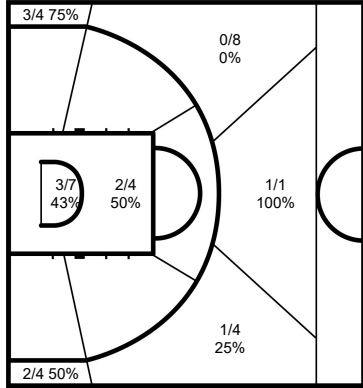
%	M / A	
44	165 / 376	Field Goals
54	112 / 209	2 Points
32	53 / 167	3 Points
86	73 / 85	Free Throws

GLOBAL PARTNERS



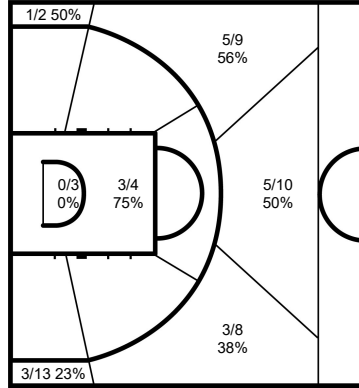
Cumulative Statistics
CAN - Canada
 After 6 games

0 DORT Luguentz



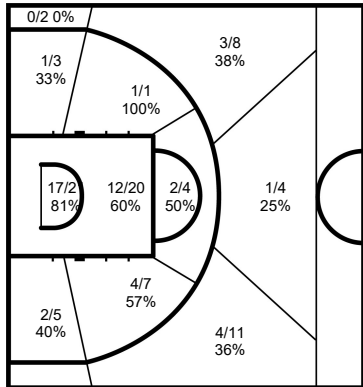
	M / A	%
Field Goals	12 / 32	38
2 Points	5 / 11	45
3 Points	7 / 21	33
Free Throws	4 / 7	57

1 ALEXANDER-WALKER Nickeil



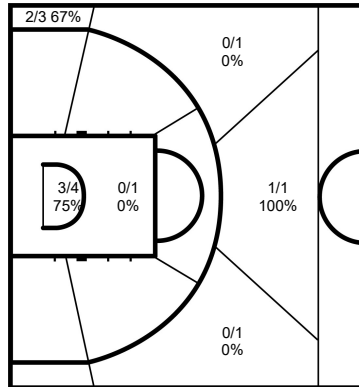
	M / A	%
Field Goals	20 / 49	41
2 Points	3 / 7	43
3 Points	17 / 42	40
Free Throws	3 / 9	33

2 GILGEOUS-ALEXANDER Shai



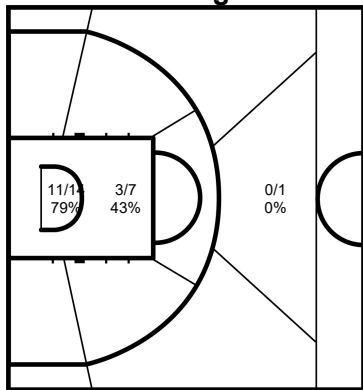
	M / A	%
Field Goals	47 / 86	55
2 Points	39 / 61	64
3 Points	8 / 25	32
Free Throws	48 / 54	89

3 EJIM Melvin



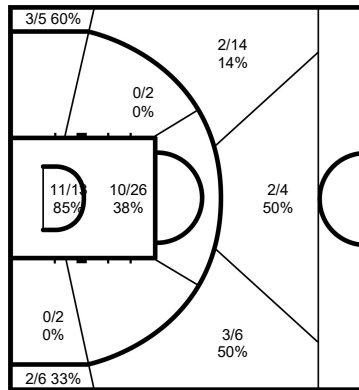
	M / A	%
Field Goals	6 / 11	55
2 Points	3 / 5	60
3 Points	3 / 6	50
Free Throws	1 / 1	100

7 POWELL Dwight



	M / A	%
Field Goals	14 / 22	64
2 Points	14 / 21	67
3 Points	0 / 1	0
Free Throws	4 / 5	80

9 BARRETT RJ



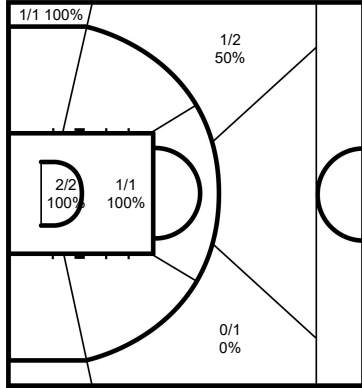
	M / A	%
Field Goals	33 / 78	42
2 Points	21 / 43	49
3 Points	12 / 35	34
Free Throws	10 / 17	59

GLOBAL PARTNERS



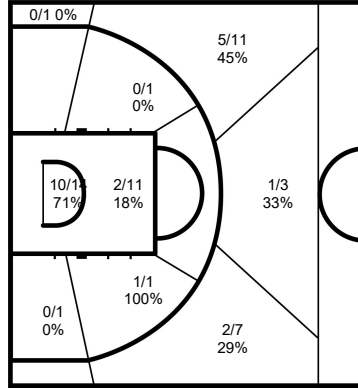
Cumulative Statistics
CAN - Canada
After 6 games

11 ALEXANDER Kyle



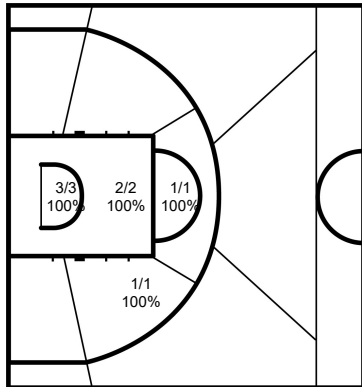
	M / A	%
Field Goals	5 / 7	71
2 Points	3 / 3	100
3 Points	2 / 4	50
Free Throws	8 / 10	80

13 OLYNYK Kelly



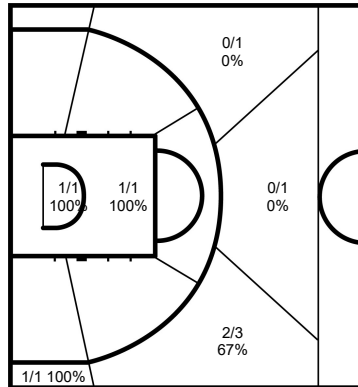
	M / A	%
Field Goals	21 / 50	42
2 Points	13 / 28	46
3 Points	8 / 22	36
Free Throws	17 / 19	89

15 EDEY Zach



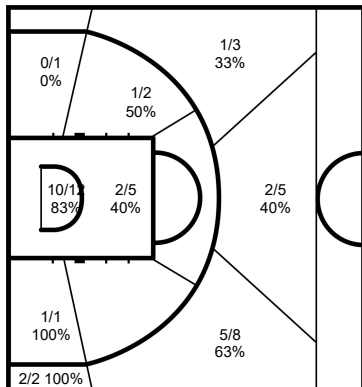
	M / A	%
Field Goals	7 / 7	100
2 Points	7 / 7	100
3 Points		
Free Throws	0 / 2	0

23 SCRUBB Phil



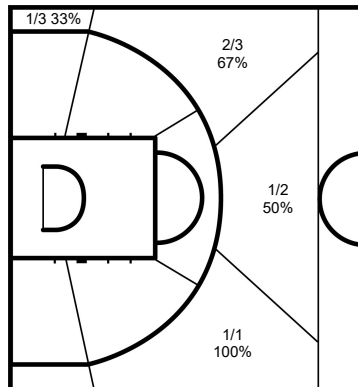
	M / A	%
Field Goals	5 / 8	63
2 Points	2 / 2	100
3 Points	3 / 6	50
Free Throws	1 / 3	33

24 BROOKS Dillon



	M / A	%
Field Goals	24 / 39	62
2 Points	14 / 21	67
3 Points	10 / 18	56
Free Throws	8 / 11	73

25 BELL-HAYNES Trae



	M / A	%
Field Goals	5 / 9	56
2 Points		
3 Points	5 / 9	56
Free Throws		

Legend:			
%	Shooting Percentage	(C)	Captain
BS	Blocked Shots	DR	Defensive Rebounds
MPG	Minutes Played per Game	No.	Uniform Number
PTS	Points	ST	Steals
+/-	Plus-Minus	FD	Fouls Drawn
OR	Offensive Rebounds	GP	Games Played
TO	Turnovers	PF	Fouls
Agn.	Against	TOT	Total Rebounds
AS	Assists	M / A	Made / Attempts
PPG	Points per Game		

GLOBAL PARTNERS

