

Cumulative Statistics

SLO - Slovenia

After 6 games

Player Totals

No.	Name	GP	Time Played	Field Goals		2 Points		3 Points		Free Throws		Rebounds			AS	TO	ST	BS	PF	FD	+/-	PTS
				M / A	%	M / A	%	M / A	%	M / A	%	OR	DR	TOT								
4	SAMAR Ziga	4	24:50	2/6	33	1/1	100	1/5	20			2	2	2	3				5	1	-20	5
6	NIKOLIC Aleksej	6	2:27:38	14/33	42	3/8	38	11/25	44	6/7	86	4	11	15	18	6	4		18	14	13	45
7	PREPELIC Klemen	6	2:16:21	27/53	51	10/14	71	17/39	44	25/29	86	3	19	22	17	10	3		15	23	42	96
10	TOBEY Mike	6	2:36:36	30/47	64	25/37	68	5/10	50	3/4	75	18	20	38	12	9	5	2	13	4	12	68
11	BLAZIC Jaka	3	26:23	4/8	50	3/4	75	1/4	25	4/4	100	1	2	3					4	5	-11	13
15	HROVAT Gregor	6	1:26:35	13/26	50	9/14	64	4/12	33	4/5	80	4	6	10	5		3		15	6	32	34
27	DIMEC Ziga	6	1:16:31	7/10	70	7/10	70			7/12	58	5	7	12	3	7	3	1	16	8	11	21
30	DRAGIC Zoran	6	2:03:43	14/41	34	7/16	44	7/25	28	7/12	58	7	12	19	11	5	6		11	10	24	42
32	PREPELIC Bine	6	2:22:44	9/23	39	7/11	64	2/12	17	6/9	67	7	17	24	5	2	2		12	7	29	26
33	GLAS Gregor	3	11:10	1/3	33	1/2	50	0/1	0			1		1	1	1					-24	2
55	CEBASEK Jakob	6	1:25:07	7/20	35	1/1	100	6/19	32	1/2	50	4	8	12	3	4	2		15	4	-22	21
77	DONCIC Luka (C)	6	3:02:22	46/106	43	32/58	55	14/48	29	52/66	79	1	40	41	39	20	14	2	15	55	24	158
Team / Coach				9 7 16 4 2																		
Totals				174/376	46	106/176	60	68/200	34	115/150	77	64	151	215	116	74	43	5	141	137	22	531
Opponents				178/374	48	113/199	57	65/175	37	88/112	79	53	142	195	118	88	40	8	142	129	-22	509

Team Totals

	SLO	Opponents
Points from Turnovers	123	92
Points in the Paint	196 (98/152) 64%	192 (96/159) 60%
Second Chance Points	76	47
Fast Break Points	68	91
Bench Points	192	211

Player Averages

No.	Name	GP	MPG	Field Goals		2 Points		3 Points		Free Throws		Rebounds			AS	TO	ST	BS	PF	FD	+/-	PPG
				M / A	%	M / A	%	M / A	%	M / A	%	OR	DR	TOT								
4	SAMAR Ziga	4	6:12	0.5/1.5	33	0.3/0.3	100	0.3/1.3	20			0.5	0.5	0.8					1.3	0.3	-5.0	1.3
6	NIKOLIC Aleksej	6	24:36	2.3/5.5	42	0.5/1.3	38	1.8/4.2	44	1.0/1.2	86	0.7	1.8	2.5	3.0	1.0	0.7		3.0	2.3	2.2	7.5
7	PREPELIC Klemen	6	22:43	4.5/8.8	51	1.7/2.3	71	2.8/6.5	44	4.2/4.8	86	0.5	3.2	3.7	2.8	1.7	0.5		2.5	3.8	7.0	16.0
10	TOBEY Mike	6	26:06	5.0/7.8	64	4.2/6.2	68	0.8/1.7	50	0.5/0.7	75	3.0	3.3	6.3	2.0	1.5	0.8	0.3	2.2	0.7	2.0	11.3
11	BLAZIC Jaka	3	8:47	1.3/2.7	50	1.0/1.3	75	0.3/1.3	25	1.3/1.3	100	0.3	0.7	1.0					1.3	1.7	-3.7	4.3
15	HROVAT Gregor	6	14:25	2.2/4.3	50	1.5/2.3	64	0.7/2.0	33	0.7/0.8	80	0.7	1.0	1.7	0.8		0.5		2.5	1.0	5.3	5.7
27	DIMEC Ziga	6	12:45	1.2/1.7	70	1.2/1.7	70			1.2/2.0	58	0.8	1.2	2.0	0.5	1.2	0.5	0.2	2.7	1.3	1.8	3.5
30	DRAGIC Zoran	6	20:37	2.3/6.8	34	1.2/2.7	44	1.2/4.2	28	1.2/2.0	58	1.2	2.0	3.2	1.8	0.8	1.0		1.8	1.7	4.0	7.0
32	PREPELIC Bine	6	23:47	1.5/3.8	39	1.2/1.8	64	0.3/2.0	17	1.0/1.5	67	1.2	2.8	4.0	0.8	0.3	0.3		2.0	1.2	4.8	4.3
33	GLAS Gregor	3	3:43	0.3/1.0	33	0.3/0.7	50	0.0/0.3	0		0.3			0.3	0.3	0.3					-8.0	0.7
55	CEBASEK Jakob	6	14:11	1.2/3.3	35	0.2/0.2	100	1.0/3.2	32	0.2/0.3	50	0.7	1.3	2.0	0.5	0.7	0.3		2.5	0.7	-3.7	3.5
77	DONCIC Luka (C)	6	30:23	7.7/17.7	43	5.3/9.7	55	2.3/8.0	29	8.7/11.0	79	0.2	6.7	6.8	6.5	3.3	2.3	0.3	2.5	9.2	4.0	26.3
Team / Coach				1.5 1.2 2.7 0.7 2																		
Totals				29.0/62.7	46	17.7/29.3	60	11.3/33.3	34	19.2/25.0	77	10.7	25.2	35.8	19.3	12.3	7.2	0.8	23.5	22.8	3.7	88.5
Opponents				29.7/62.3	48	18.8/33.2	57	10.8/29.2	37	14.7/18.7	79	8.8	23.7	32.5	19.7	14.7	6.7	1.3	23.7	21.5	-3.7	84.8

Team Averages

	SLO	Opponents
Points from Turnovers	20.5	15.3
Points in the Paint	32.7	32.0
Second Chance Points	12.7	7.8
Fast Break Points	11.3	15.2
Bench Points	32.0	35.2

GLOBAL PARTNERS



Cumulative Statistics

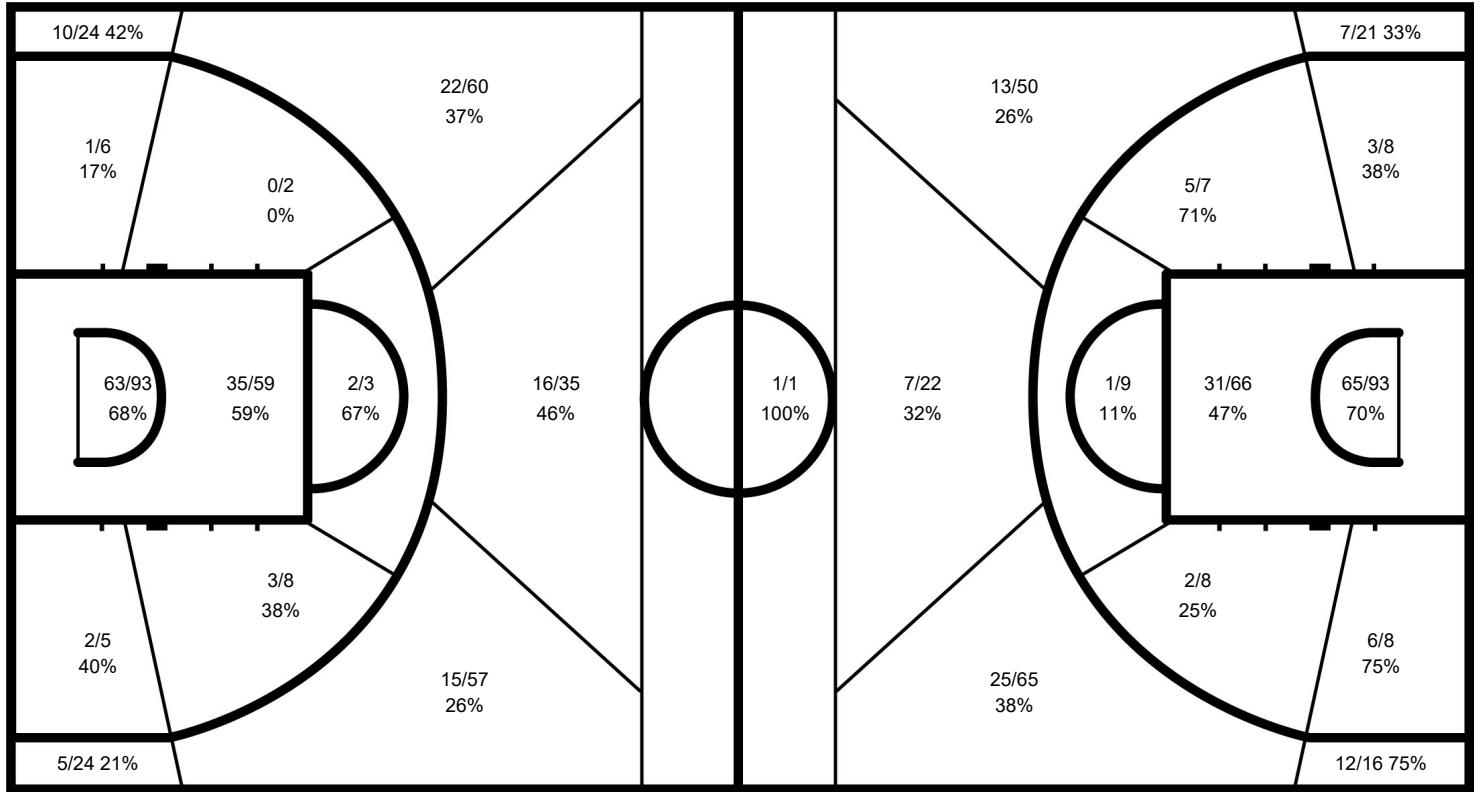
SLO - Slovenia

After 6 games

Phase	SLO Played	Score		Field Goals		2 Points		3 Points		Free Throws		Rebounds			AS	TO	ST	BS	PF	FD
				M / A	%	M / A	%	M / A	%	M / A	%	OR	DR	TOT						
Group Phase - 1st Round - Group F	VEN	100-85	For	33/56	59	22/28	79	11/28	39	23/30	77	12	27	39	17	16	4	1	20	27
			Agn.	31/67	46	15/27	56	16/40	40	7/11	64	10	13	23	20	14	9		26	19
Group Phase - 1st Round - Group F	GEO	88-67	For	26/58	45	15/26	58	11/32	34	25/33	76	10	30	40	19	13	9	1	26	27
			Agn.	23/55	42	15/29	52	8/26	31	13/19	68	7	25	32	20	17	6	1	28	26
Group Phase - 1st Round - Group F	CPV	92-77	For	29/67	43	18/32	56	11/35	31	23/30	77	14	25	39	24	10	10		20	24
			Agn.	31/65	48	24/41	59	7/24	29	8/9	89	9	23	32	21	19	4	1	26	17
Group Phase - 2nd Round - Group K	AUS	91-80	For	32/68	47	19/26	73	13/42	31	14/17	82	9	30	39	23	12	7	2	26	19
			Agn.	27/62	44	19/38	50	8/24	33	18/23	78	6	25	31	15	13	6	2	21	24
Group Phase - 2nd Round - Group K	GER	71-100	For	25/61	41	18/29	62	7/32	22	14/21	67	8	20	28	19	13	8	1	20	20
			Agn.	35/64	55	20/33	61	15/31	48	15/17	88	9	30	39	26	14	9	3	20	17
Quarter-Finals	CAN	89-100	For	29/66	44	14/35	40	15/31	48	16/19	84	11	19	30	14	10	5		29	20
			Agn.	31/61	51	20/31	65	11/30	37	27/33	82	12	26	38	16	11	6	1	21	26

SLO - Slovenia

Opponents



SLO

	M / A	%
Field Goals	174 / 376	46
2 Points	106 / 176	60
3 Points	68 / 200	34
Free Throws	115 / 150	77

Opponents

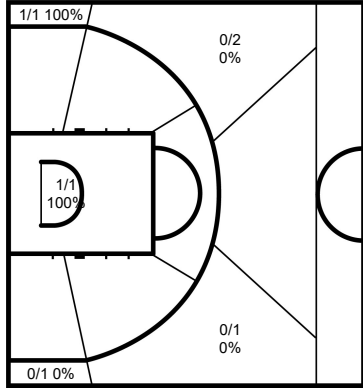
%	M / A	
48	178 / 374	Field Goals
57	113 / 199	2 Points
37	65 / 175	3 Points
79	88 / 112	Free Throws

GLOBAL PARTNERS



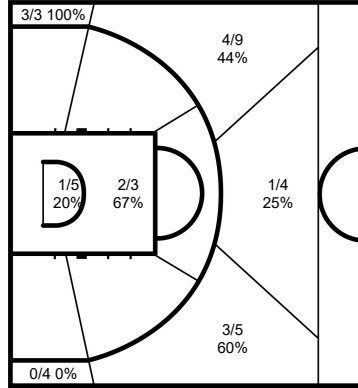
Cumulative Statistics
SLO - Slovenia
 After 6 games

4 SAMAR Ziga



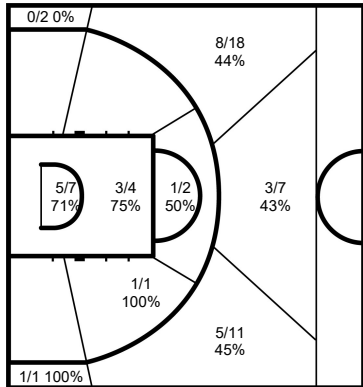
	M / A	%
Field Goals	2 / 6	33
2 Points	1 / 1	100
3 Points	1 / 5	20
Free Throws		

6 NIKOLIC Aleksej



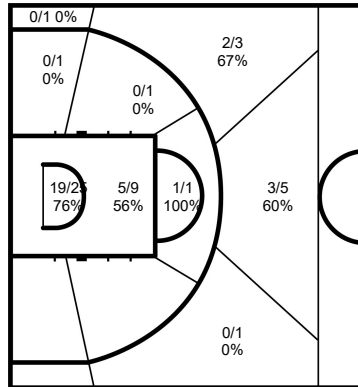
	M / A	%
Field Goals	14 / 33	42
2 Points	3 / 8	38
3 Points	11 / 25	44
Free Throws	6 / 7	86

7 PREPELIC Klemen



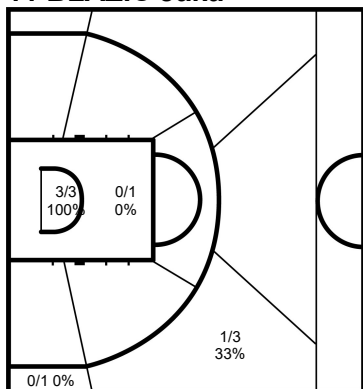
	M / A	%
Field Goals	27 / 53	51
2 Points	10 / 14	71
3 Points	17 / 39	44
Free Throws	25 / 29	86

10 TOBEY Mike



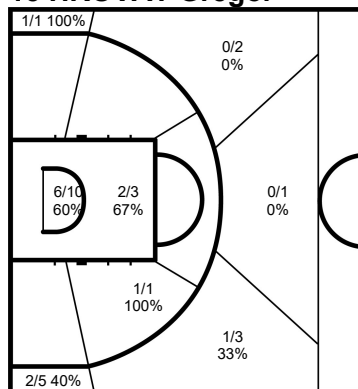
	M / A	%
Field Goals	30 / 47	64
2 Points	25 / 37	68
3 Points	5 / 10	50
Free Throws	3 / 4	75

11 BLAZIC Jaka



	M / A	%
Field Goals	4 / 8	50
2 Points	3 / 4	75
3 Points	1 / 4	25
Free Throws	4 / 4	100

15 HROVAT Gregor



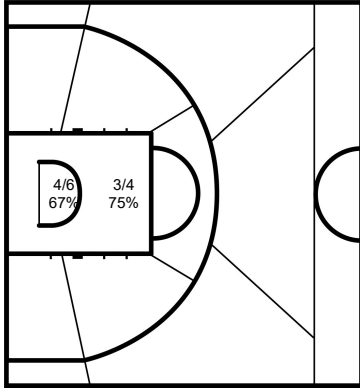
	M / A	%
Field Goals	13 / 26	50
2 Points	9 / 14	64
3 Points	4 / 12	33
Free Throws	4 / 5	80

GLOBAL PARTNERS



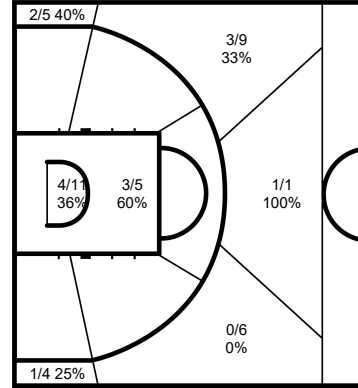
Cumulative Statistics
SLO - Slovenia
After 6 games

27 DIMEC Ziga



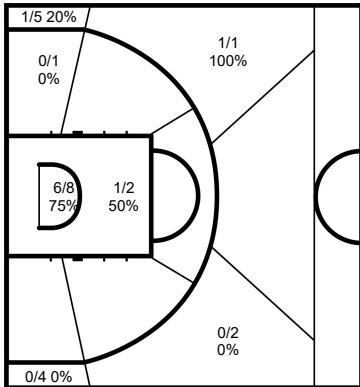
	M / A	%
Field Goals	7 / 10	70
2 Points	7 / 10	70
3 Points		
Free Throws	7 / 12	58

30 DRAGIC Zoran



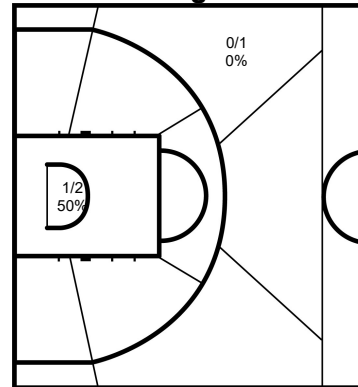
	M / A	%
Field Goals	14 / 41	34
2 Points	7 / 16	44
3 Points	7 / 25	28
Free Throws	7 / 12	58

32 PREPELIC Bine



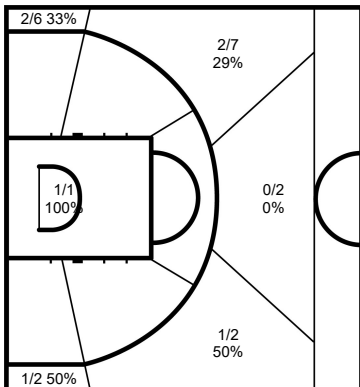
	M / A	%
Field Goals	9 / 23	39
2 Points	7 / 11	64
3 Points	2 / 12	17
Free Throws	6 / 9	67

33 GLAS Gregor



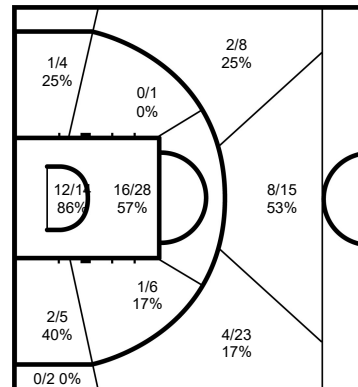
	M / A	%
Field Goals	1 / 3	33
2 Points	1 / 2	50
3 Points	0 / 1	0
Free Throws		

55 CEBASEK Jakob



	M / A	%
Field Goals	7 / 20	35
2 Points	1 / 1	100
3 Points	6 / 19	32
Free Throws	1 / 2	50

77 DONCIC Luka



	M / A	%
Field Goals	46 / 106	43
2 Points	32 / 58	55
3 Points	14 / 48	29
Free Throws	52 / 66	79

Legend:			
%	Shooting Percentage	(C)	Captain
BS	Blocked Shots	DR	Defensive Rebounds
MPG	Minutes Played per Game	No.	Uniform Number
PTS	Points	ST	Steals
+/-	Plus-Minus	FD	Fouls Drawn
OR	Offensive Rebounds	GP	Games Played
TO	Turnovers	PF	Fouls
Agn.	Against	TOT	Total Rebounds
AS	Assists	M / A	Made / Attempts
PPG	Points per Game		

GLOBAL PARTNERS

