



6 SEP 2023
20:30

QUARTER-FINALS

Shot Chart

CAN 100 vs 89 SLO
(26 - 24, 24 - 26, 30 - 21, 20 - 18)

Mall of Asia Arena
Game No: 84

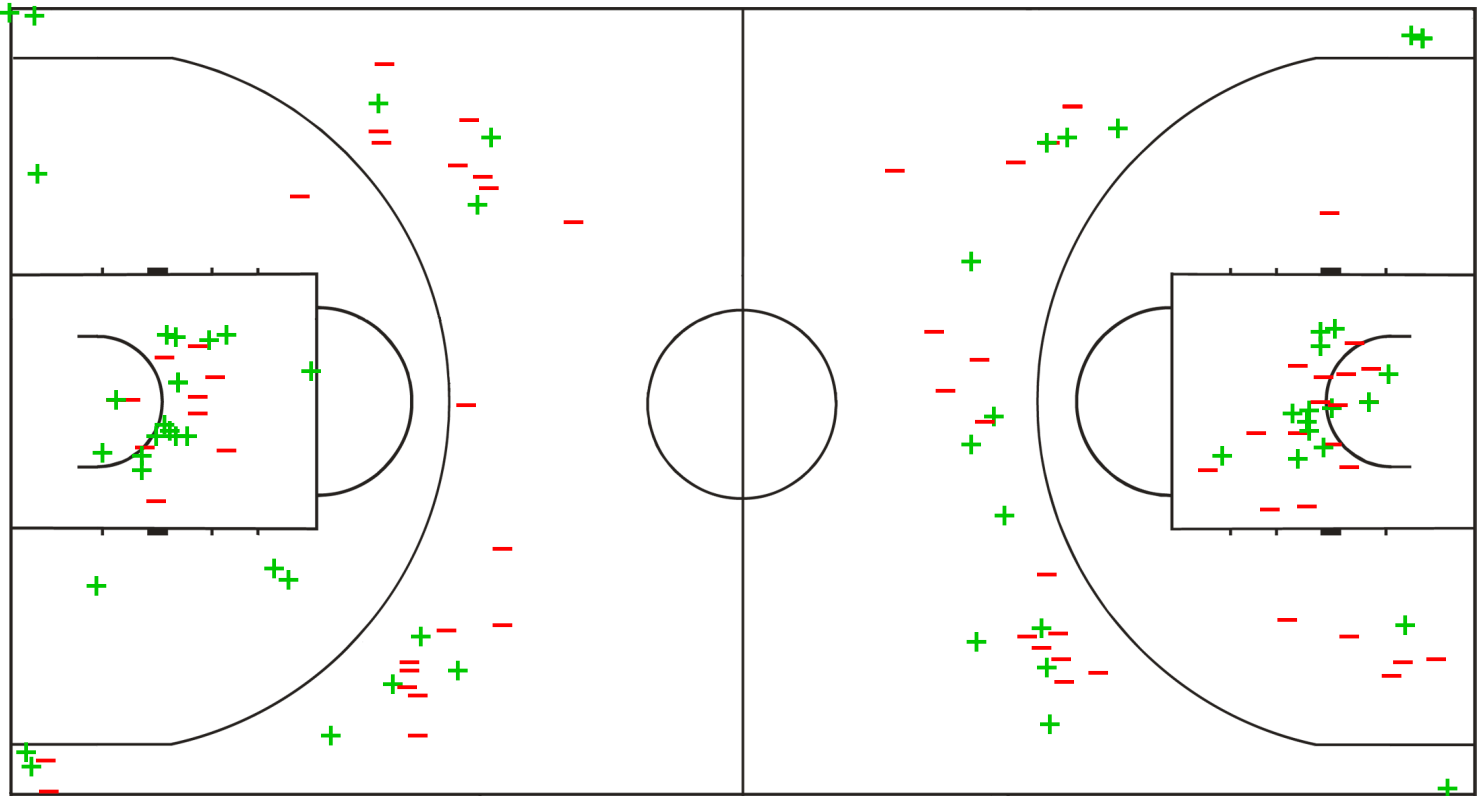
Attendance: 11,710
Game Duration: 1:51

Scoring by 5 min intervals:

	Q1		Q2		Q3		Q4	
CAN	12	26	39	50	65	80	94	100
SLO	12	24	40	50	55	71	81	89

CAN - Canada

SLO - Slovenia



CAN

	M / A	%
Field Goals	31 / 61	51
2 Points	20 / 31	65
3 Points	11 / 30	37
Free Throws	27 / 33	82

SLO

%	M / A	
44	29 / 66	Field Goals
40	14 / 35	2 Points
48	15 / 31	3 Points
84	16 / 19	Free Throws

GLOBAL PARTNERS





6 SEP 2023
20:30

QUARTER-FINALS

Mall of Asia Arena
Game No: 84

Shot Chart

CAN 100 vs 89 SLO
(26 - 24, 24 - 26, 30 - 21, 20 - 18)

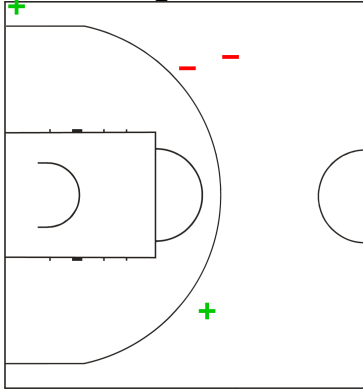
Attendance: 11,710
Game Duration: 1:51

Scoring by 5 min intervals:

	Q1		Q2		Q3		Q4	
CAN	12	26	39	50	65	80	94	100
SLO	12	24	40	50	55	71	81	89

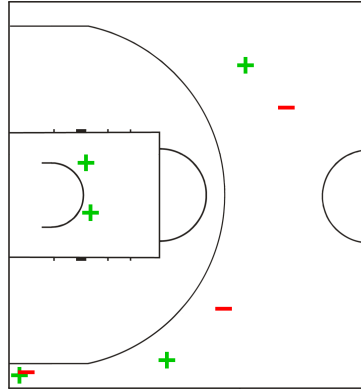
CAN - Canada

0 DORT Luguentz



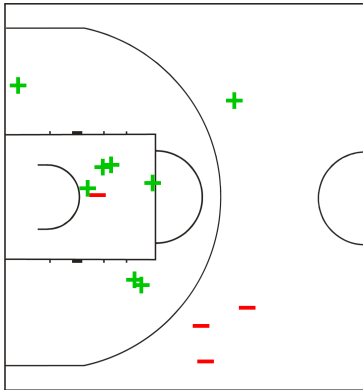
	M / A	%
Field Goals	2/4	50
2 Points		
3 Points	2/4	50
Free Throws	2/2	100

1 ALEXANDER-WALKER Nickeil



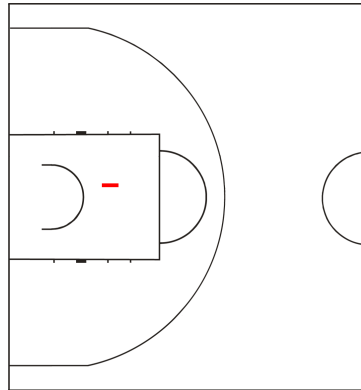
	M / A	%
Field Goals	5/8	63
2 Points	2/2	100
3 Points	3/6	50
Free Throws	1/4	25

2 GILGEOUS-ALEXANDER Shai



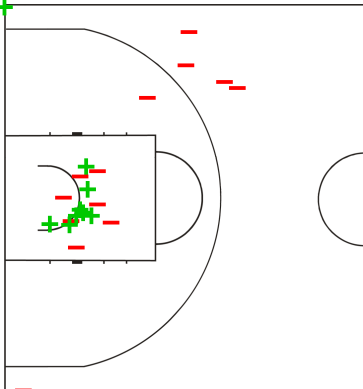
	M / A	%
Field Goals	8/12	67
2 Points	7/8	88
3 Points	1/4	25
Free Throws	14/16	88

3 EJIM Melvin



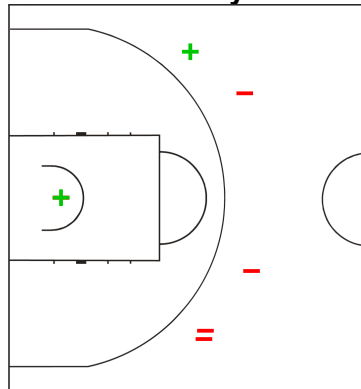
	M / A	%
Field Goals	0/1	0
2 Points	0/1	0
3 Points		
Free Throws		

9 BARRETT RJ



	M / A	%
Field Goals	9/22	41
2 Points	8/16	50
3 Points	1/6	17
Free Throws	5/5	100

13 OLYNYK Kelly



	M / A	%
Field Goals	2/7	29
2 Points	1/2	50
3 Points	1/5	20
Free Throws	2/2	100

GLOBAL PARTNERS





QUARTER-FINALS



6 SEP 2023
20:30

Mall of Asia Arena
Game No: 84

Shot Chart

CAN 100 vs 89 SLO
(26 - 24, 24 - 26, 30 - 21, 20 - 18)

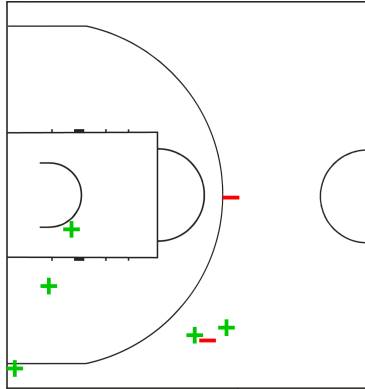
Attendance: 11,710
Game Duration: 1:51

Scoring by 5 min intervals:

	Q1		Q2		Q3		Q4	
CAN	12	26	39	50	65	80	94	100
SLO	12	24	40	50	55	71	81	89

CAN - Canada

24 BROOKS Dillon



	M / A	%
Field Goals	5/7	71
2 Points	2/2	100
3 Points	3/5	60
Free Throws	1/2	50

GLOBAL PARTNERS





6 SEP 2023
20:30

QUARTER-FINALS

Shot Chart

CAN 100 vs 89 SLO
(26 - 24, 24 - 26, 30 - 21, 20 - 18)

Mall of Asia Arena
Game No: 84

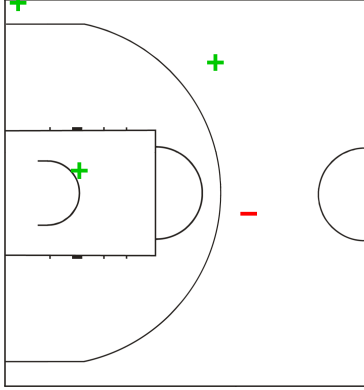
Attendance: 11,710
Game Duration: 1:51

Scoring by 5 min intervals:

	Q1		Q2		Q3		Q4	
CAN	12	26	39	50	65	80	94	100
SLO	12	24	40	50	55	71	81	89

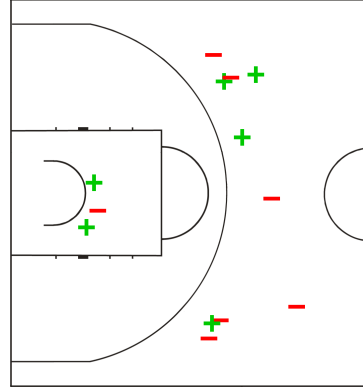
SLO - Slovenia

6 NIKOLIC Aleksej



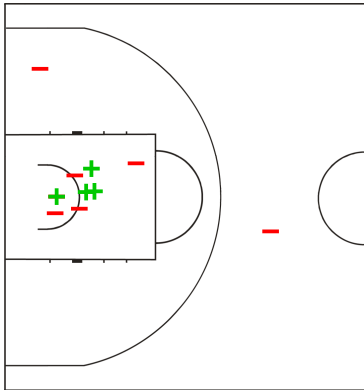
	M / A	%
Field Goals	3/4	75
2 Points	1/1	100
3 Points	2/3	67
Free Throws		

7 PREPELIC Klemen



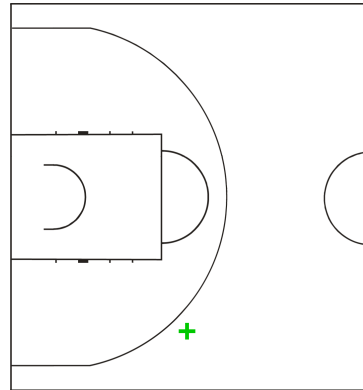
	M / A	%
Field Goals	6/13	46
2 Points	2/3	67
3 Points	4/10	40
Free Throws	6/6	100

10 TOBEY Mike



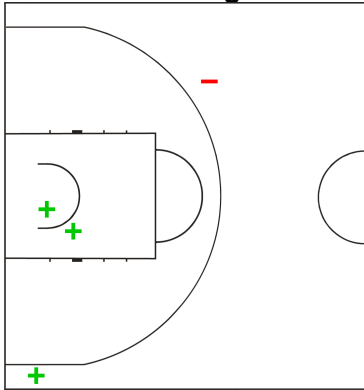
	M / A	%
Field Goals	4/11	36
2 Points	4/10	40
3 Points	0/1	0
Free Throws		

11 BLAZIC Jaka



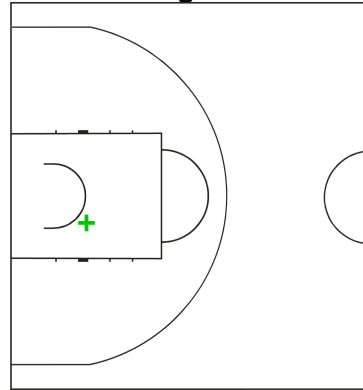
	M / A	%
Field Goals	1/1	100
2 Points		
3 Points	1/1	100
Free Throws		

15 HROVAT Gregor



	M / A	%
Field Goals	3/4	75
2 Points	2/2	100
3 Points	1/2	50
Free Throws		

27 DIMEC Ziga



	M / A	%
Field Goals	1/1	100
2 Points	1/1	100
3 Points		
Free Throws		

GLOBAL PARTNERS





6 SEP 2023
20:30

QUARTER-FINALS

Mall of Asia Arena
Game No: 84

Shot Chart

CAN 100 vs 89 SLO
(26 - 24, 24 - 26, 30 - 21, 20 - 18)

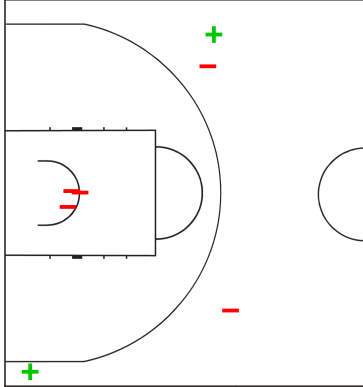
Attendance: 11,710
Game Duration: 1:51

Scoring by 5 min intervals:

	Q1		Q2		Q3		Q4	
CAN	12	26	39	50	65	80	94	100
SLO	12	24	40	50	55	71	81	89

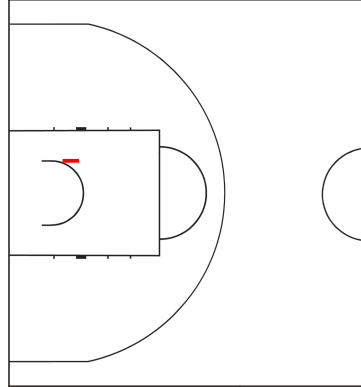
SLO - Slovenia

30 DRAGIC Zoran



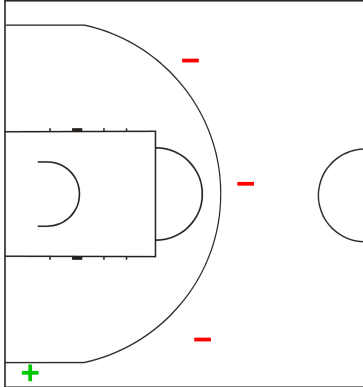
	M / A	%
Field Goals	2/7	29
2 Points	0/3	0
3 Points	2/4	50
Free Throws	4/6	67

32 PREPELIC Bine



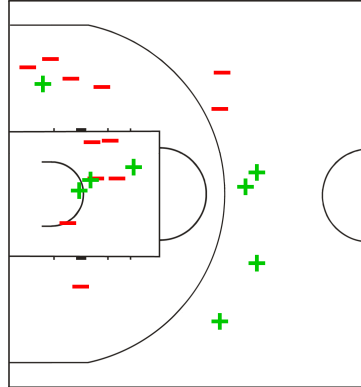
	M / A	%
Field Goals	0/1	0
2 Points	0/1	0
3 Points		
Free Throws		

55 CEBASEK Jakob



	M / A	%
Field Goals	1/4	25
2 Points		
3 Points	1/4	25
Free Throws		

77 DONCIC Luka



	M / A	%
Field Goals	8/20	40
2 Points	4/14	29
3 Points	4/6	67
Free Throws	6/7	86

GLOBAL PARTNERS





6 SEP 2023
20:30

QUARTER-FINALS

Shot Chart

CAN 100 vs 89 SLO
(26 - 24, 24 - 26, 30 - 21, 20 - 18)

Mall of Asia Arena
Game No: 84

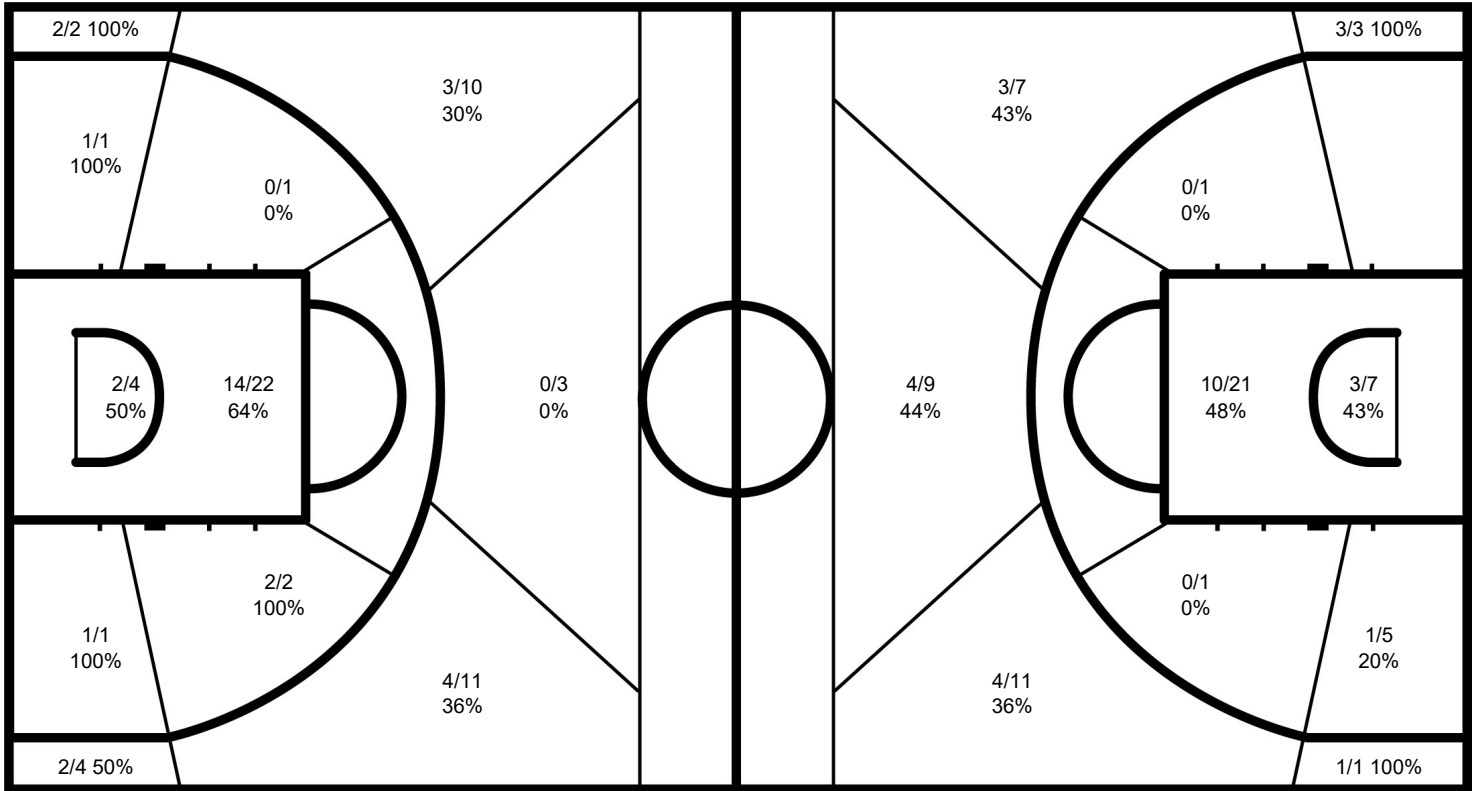
Attendance: 11,710
Game Duration: 1:51

Scoring by 5 min intervals:

	Q1	Q2	Q3	Q4
CAN	12 26	39 50	65 80	94 100
SLO	12 24	40 50	55 71	81 89

CAN - Canada

SLO - Slovenia



CAN

	M / A	%
Field Goals	31 / 61	51
2 Points	20 / 31	65
3 Points	11 / 30	37
Free Throws	27 / 33	82

SLO

%	M / A	
44	29 / 66	Field Goals
40	14 / 35	2 Points
48	15 / 31	3 Points
84	16 / 19	Free Throws

Legend:

-	Shot Missed	%	Shooting Percentage	+	Shot Made	M / A	Made / Attempts	Qx	Quarter
---	-------------	---	---------------------	---	-----------	-------	-----------------	----	---------

GLOBAL PARTNERS

