



Cumulative Statistics

LAT - Latvia

After 7 games

Player Totals

No.	Name	GP	Time Played	Field Goals		2 Points		3 Points		Free Throws		Rebounds			AS	TO	ST	BS	PF	FD	+/-	PTS
				M / A	%	M / A	%	M / A	%	M / A	%	OR	DR	TOT								
00	KURUCS Rodions	7	3:04:11	20/35	57	16/27	59	4/8	50	8/14	57	12	31	43	21	13	10	2	23	25	29	52
8	BERTANS Davis	7	2:57:55	26/66	39	3/7	43	23/59	39	16/17	94	4	21	25	8	12	6	3	18	17	43	91
9	BERTANS Dairis (C)	2	21:01	10/13	77	2/2	100	8/11	73					4	2	1		3	2	28	28	
11	ŠMITS Rolands	7	2:43:30	35/65	54	26/37	70	9/28	32	8/10	80	8	21	29	8	6	5		18	11	39	87
12	STRAUTIŅŠ Arturs	7	1:08:37	8/20	40	5/10	50	3/10	30			2	11	13	2	1	1		9	3	-6	19
18	CAVARS Klavs	6	25:23	0/2	0	0/2	0					1	2	3	3	2		1	6	1	-7	
21	ŠKELE Aigars	7	1:49:22	14/25	56	10/16	63	4/9	44	2/2	100	3	7	10	25	9	4	1	5	3	3	34
24	GRAŽULIS Andrejs	7	3:21:28	44/69	64	36/53	68	8/16	50	7/9	78	7	23	30	14	3	10	8	18	15	36	103
32	PASECNIKS Anžejs	2	13:44	5/8	63	5/8	63					4	2	6	1				1		-4	10
47	KURUCS Arturs	7	1:55:31	11/25	44	1/2	50	10/23	43	7/9	78	2	6	8	9	3	6		20	8	11	39
55	ŽAGARS Arturs	7	2:55:28	35/65	54	20/31	65	15/34	44	10/16	63	1	14	15	42	16	2	1	12	31	58	95
66	ZORIKS Kristers	7	2:23:50	21/51	41	11/20	55	10/31	32	6/7	86	2	5	7	24	8	1	1	13	10	-15	58
Team / Coach				8 16 24 5 3																		
Totals				229/444	52	135/215	63	94/229	41	64/84	76	54	159	213	161	80	47	18	148	127	43	616
Opponents				198/437	45	128/244	52	70/193	36	107/149	72	88	160	248	137	90	44	7	129	144	-43	573

Team Totals

	LAT	Opponents
Points from Turnovers	101	95
Points in the Paint	242 (121/185) 65%	230 (115/205) 56%
Second Chance Points	72	99
Fast Break Points	46	54
Bench Points	221	186

Player Averages

No.	Name	GP	MPG	Field Goals		2 Points		3 Points		Free Throws		Rebounds			AS	TO	ST	BS	PF	FD	+/-	PPG
				M / A	%	M / A	%	M / A	%	M / A	%	OR	DR	TOT								
00	KURUCS Rodions	7	26:18	2.9/5.0	57	2.3/3.9	59	0.6/1.1	50	1.1/2.0	57	1.7	4.4	6.1	3.0	1.9	1.4	0.3	3.3	3.6	4.1	7.4
8	BERTANS Davis	7	25:25	3.7/9.4	39	0.4/1.0	43	3.3/8.4	39	2.3/2.4	94	0.6	3.0	3.6	1.1	1.7	0.9	0.4	2.6	2.4	6.1	13.0
9	BERTANS Dairis (C)	2	10:30	5.0/6.5	77	1.0/1.0	100	4.0/5.5	73					2.0	1.0	0.5		1.5	1.0	14.0	14.0	
11	ŠMITS Rolands	7	23:21	5.0/9.3	54	3.7/5.3	70	1.3/4.0	32	1.1/1.4	80	1.1	3.0	4.1	1.1	0.9	0.7		2.6	1.6	5.6	12.4
12	STRAUTIŅŠ Arturs	7	9:48	1.1/2.9	40	0.7/1.4	50	0.4/1.4	30			0.3	1.6	1.9	0.3	0.1	0.1	0.1	1.3	0.4	-0.9	2.7
18	CAVARS Klavs	6	4:13	0.0/0.3	0	0.0/0.3	0					0.2	0.3	0.5	0.5	0.3		0.2	1.0	0.2	-1.2	
21	ŠKELE Aigars	7	15:37	2.0/3.6	56	1.4/2.3	63	0.6/1.3	44	0.3/0.3	100	0.4	1.0	1.4	3.6	1.3	0.6	0.1	0.7	0.4	0.4	4.9
24	GRAŽULIS Andrejs	7	28:46	6.3/9.9	64	5.1/7.6	68	1.1/2.3	50	1.0/1.3	78	1.0	3.3	4.3	2.0	0.4	1.4	1.1	2.6	2.1	5.1	14.7
32	PASECNIKS Anžejs	2	6:52	2.5/4.0	63	2.5/4.0	63					2.0	1.0	3.0	0.5				0.5	-2.0	5.0	
47	KURUCS Arturs	7	16:30	1.6/3.6	44	0.1/0.3	50	1.4/3.3	43	1.0/1.3	78	0.3	0.9	1.1	1.3	0.4	0.9		2.9	1.1	1.6	5.6
55	ŽAGARS Arturs	7	25:04	5.0/9.3	54	2.9/4.4	65	2.1/4.9	44	1.4/2.3	63	0.1	2.0	2.1	6.0	2.3	0.3	0.1	1.7	4.4	8.3	13.6
66	ZORIKS Kristers	7	20:32	3.0/7.3	41	1.6/2.9	55	1.4/4.4	32	0.9/1.0	86	0.3	0.7	1.0	3.4	1.1	0.1	0.1	1.9	1.4	-2.1	8.3
Team / Coach				1.1 2.3 3.4 0.7 3																		
Totals				32.7/63.4	52	19.3/30.7	63	13.4/32.7	41	9.1/12.0	76	7.7	22.7	30.4	23.0	11.4	6.7	2.6	21.1	18.1	6.1	88.0
Opponents				28.3/62.4	45	18.3/34.9	52	10.0/27.6	36	15.3/21.3	72	12.6	22.9	35.4	19.6	12.9	6.3	1.0	18.4	20.6	-6.1	81.9

Team Averages

	LAT	Opponents
Points from Turnovers	14.4	13.6
Points in the Paint	34.6	32.9
Second Chance Points	10.3	14.1
Fast Break Points	6.6	7.7
Bench Points	31.6	26.6

GLOBAL PARTNERS



Cumulative Statistics

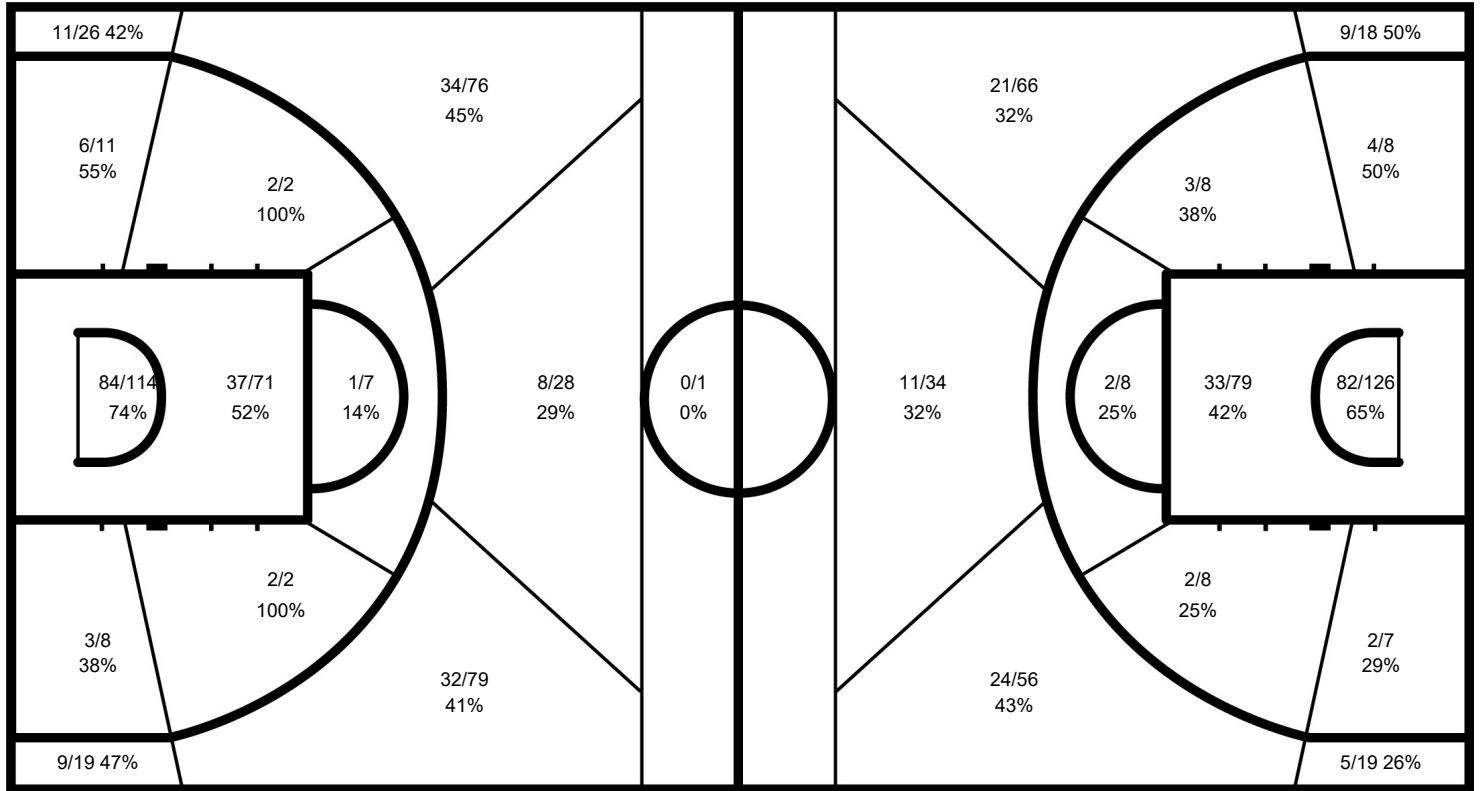
LAT - Latvia

After 7 games

Phase	LAT Played	Score		Field Goals			2 Points			3 Points		Free Throws		Rebounds			AS	TO	ST	BS	PF	FD
				M / A	%		M / A	%	M / A	%	M / A	%	OR	DR	TOT							
Group Phase - 1st Round - Group H	LBN	109-70	For	42/71	59	24/36	67	18/35	51	7/11	64	11	23	34	34	5	6	1	13	16		
			Agn.	27/61	44	20/37	54	7/24	29	9/11	82	10	17	27	16	14	3		16	13		
Group Phase - 1st Round - Group H	FRA	88-86	For	32/61	52	18/26	69	14/35	40	10/16	63	10	15	25	20	14	14	2	21	19		
			Agn.	26/50	52	12/23	52	14/27	52	20/24	83	10	21	31	23	20	6	3	19	21		
Group Phase - 1st Round - Group H	CAN	75-101	For	27/63	43	17/27	63	10/36	28	11/12	92	8	23	31	23	15	5	3	23	19		
			Agn.	37/74	50	21/35	60	16/39	41	11/22	50	17	27	44	23	9	10	1	19	21		
Group Phase - 2nd Round - Group L	ESP	74-69	For	26/59	44	18/34	53	8/25	32	14/19	74	10	26	36	15	16	7	3	26	23		
			Agn.	21/53	40	14/32	44	7/21	33	20/31	65	10	24	34	23	16	7	1	24	25		
Group Phase - 2nd Round - Group L	BRA	104-84	For	38/66	58	22/33	67	16/33	48	12/12	100	5	21	26	24	6	3	3	24	19		
			Agn.	29/64	45	22/40	55	7/24	29	19/24	79	13	23	36	21	11	2	1	19	24		
Quarter-Finals	GER	79-81	For	29/65	45	16/31	52	13/34	38	8/10	80	6	29	35	19	10	5	3	19	16		
			Agn.	28/70	40	20/44	45	8/26	31	17/19	89	14	28	42	10	8	7		17	19		
Classification 5-8	ITA	87-82	For	35/59	59	20/28	71	15/31	48	2/4	50	4	22	26	26	14	7	3	22	15		
			Agn.	30/65	46	19/33	58	11/32	34	11/18	61	14	20	34	21	12	9	1	15	21		

LAT - Latvia

Opponents



LAT

	M / A	%
Field Goals	229 / 444	52
2 Points	135 / 215	63
3 Points	94 / 229	41
Free Throws	64 / 84	76

Opponents

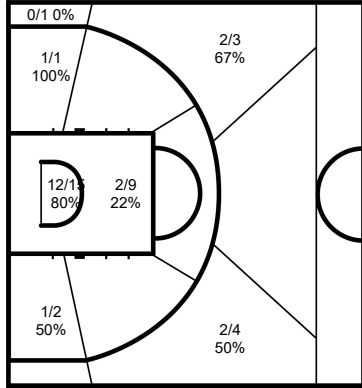
%	M / A	
45	198 / 437	Field Goals
52	128 / 244	2 Points
36	70 / 193	3 Points
72	107 / 149	Free Throws

GLOBAL PARTNERS



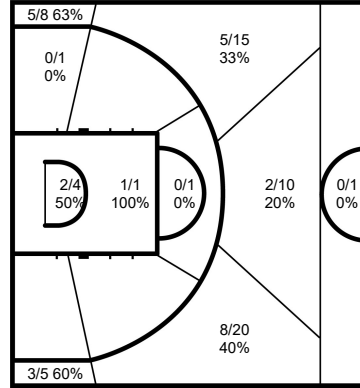
Cumulative Statistics
LAT - Latvia
After 7 games

00 KURUCS Rodions



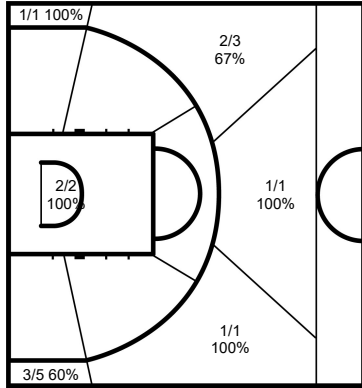
	M / A	%
Field Goals	20 / 35	57
2 Points	16 / 27	59
3 Points	4 / 8	50
Free Throws	8 / 14	57

8 BERTANS Davis



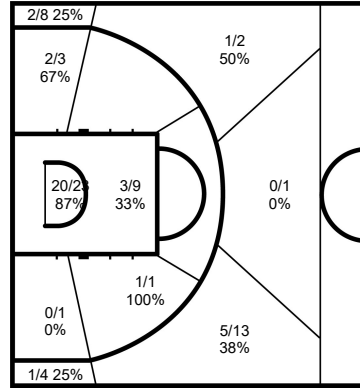
	M / A	%
Field Goals	26 / 66	39
2 Points	3 / 7	43
3 Points	23 / 59	39
Free Throws	16 / 17	94

9 BERTANS Dairis



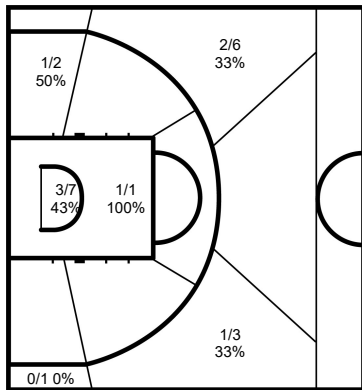
	M / A	%
Field Goals	10 / 13	77
2 Points	2 / 2	100
3 Points	8 / 11	73
Free Throws		

11 ŠMITS Rolands



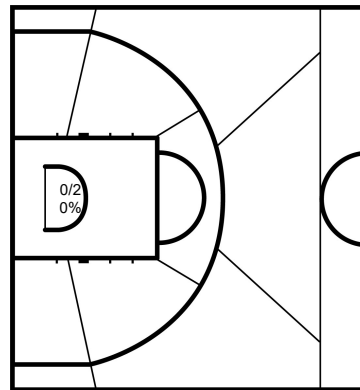
	M / A	%
Field Goals	35 / 65	54
2 Points	26 / 37	70
3 Points	9 / 28	32
Free Throws	8 / 10	80

12 STRAUTIŅŠ Arturs



	M / A	%
Field Goals	8 / 20	40
2 Points	5 / 10	50
3 Points	3 / 10	30
Free Throws		

18 CAVARS Klavs



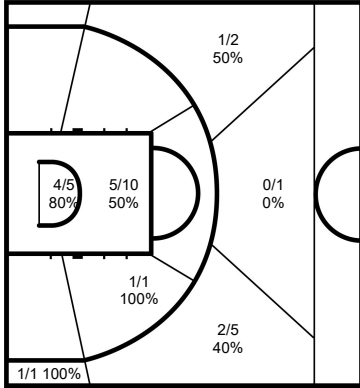
	M / A	%
Field Goals	0 / 2	0
2 Points	0 / 2	0
3 Points		
Free Throws		

GLOBAL PARTNERS



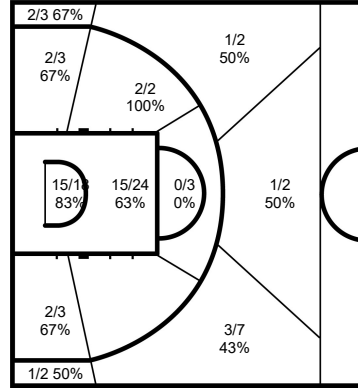
Cumulative Statistics
LAT - Latvia
After 7 games

21 ŠKELE Aigars



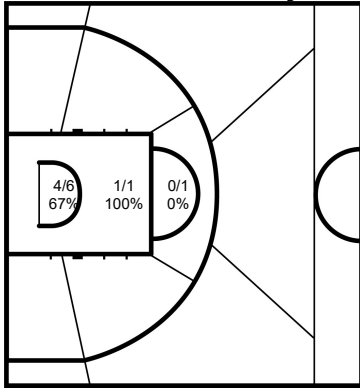
	M / A	%
Field Goals	14 / 25	56
2 Points	10 / 16	63
3 Points	4 / 9	44
Free Throws	2 / 2	100

24 GRAŽULIS Andrejs



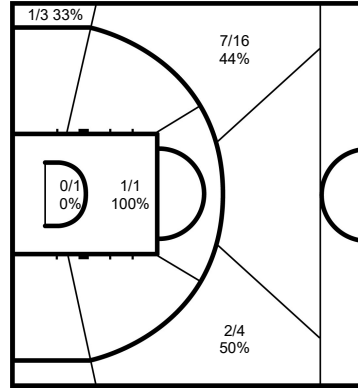
	M / A	%
Field Goals	44 / 69	64
2 Points	36 / 53	68
3 Points	8 / 16	50
Free Throws	7 / 9	78

32 PASECNIKS Anžejs



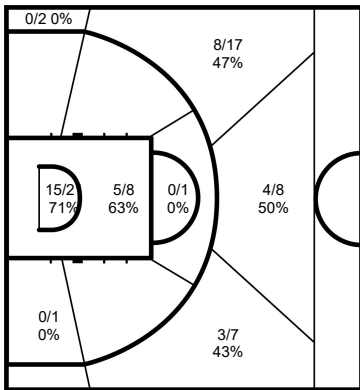
	M / A	%
Field Goals	5 / 8	63
2 Points	5 / 8	63
3 Points		
Free Throws		

47 KURUCS Arturs



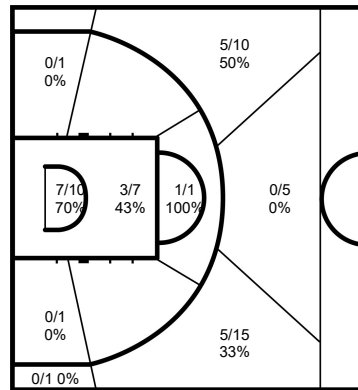
	M / A	%
Field Goals	11 / 25	44
2 Points	1 / 2	50
3 Points	10 / 23	43
Free Throws	7 / 9	78

55 ŽAGARS Arturs



	M / A	%
Field Goals	35 / 65	54
2 Points	20 / 31	65
3 Points	15 / 34	44
Free Throws	10 / 16	63

66 ZORIKS Kristers



	M / A	%
Field Goals	21 / 51	41
2 Points	11 / 20	55
3 Points	10 / 31	32
Free Throws	6 / 7	86

Legend:			
%	Shooting Percentage	(C)	Captain
BS	Blocked Shots	DR	Defensive Rebounds
MPG	Minutes Played per Game	No.	Uniform Number
PTS	Points	ST	Steals
+/-	Plus-Minus	Agn.	Against
FD	Fouls Drawn	GP	Games Played
OR	Offensive Rebounds	PF	Fouls
TO	Turnovers	TOT	Total Rebounds
AS	Assists	M / A	Made / Attempts
		PPG	Points per Game