

## Cumulative Statistics

SRB - Serbia

After 7 games

Player Totals

No.	Name	GP	Time Played	Field Goals		2 Points		3 Points		Free Throws		Rebounds			AS	TO	ST	BS	PF	FD	+/-	PTS
				M / A	%	M / A	%	M / A	%	M / A	%	OR	DR	TOT								
3	PETRUSEV Filip	5	1:02:53	15/20	75	12/16	75	3/4	75	6/8	75	4	13	17	5	3	1	2	6	6	38	39
5	JOVIC Nikola	7	2:43:00	26/43	60	16/21	76	10/22	45	10/13	77	3	13	16	20	6	2	1	13	16	77	72
7	BOGDANOVIC Bogdan (C)	7	3:11:22	45/87	52	26/40	65	19/47	40	27/32	84	5	18	23	32	11	16	2	11	27	98	136
9	MARINKOVIC Vanja	7	1:49:30	17/38	45	4/9	44	13/29	45	6/7	86	2	7	9	4	1	5	1	9	4	101	53
13	DOBRIC Ognjen	7	2:40:40	25/56	45	20/31	65	5/25	20	12/15	80	5	11	16	6	7	8	2	12	13	60	67
14	RISTIC Dusan	5	43:33	10/15	67	5/9	56	5/6	83	2/6	33	3	12	15		6	1	1	4	4	17	27
23	GUDURIC Marko	7	1:55:09	20/29	69	13/16	81	7/13	54	15/18	83	1	13	14	24	9	3	1	15	18	46	62
24	JOVIC Stefan	7	2:37:31	18/37	49	14/22	64	4/15	27	4/7	57	2	14	16	45	10	7		14	6	73	44
27	DAVIDOVAC Dejan	7	1:44:12	11/20	55	8/11	73	3/9	33	3/6	50	4	15	19	11	4	7	3	12	7	87	28
28	SIMANIC Borisa	3	19:37	1/2	50	1/1	100	0/1	0	1/2	50	1	2	3	1			1	1	1	7	3
30	AVRAMOVIC Aleksa	6	1:36:27	19/37	51	17/25	68	2/12	17	18/20	90	2	7	9	13	5	10	2	7	17	61	58
33	MILUTINOV Nikola	7	2:56:06	37/52	71	37/52	71			21/27	78	16	47	63	14	10	4	5	13	29	85	95
Team / Coach				9 15 24 10 2																		
<b>Totals</b>				244/436	56	173/253	68	71/183	39	125/161	78	57	187	244	175	82	64	21	119	148	150	684
<b>Opponents</b>				187/437	43	110/232	47	77/205	38	83/108	77	64	142	206	135	113	41	11	153	114	-150	534

### Team Totals

	SRB	Opponents
Points from Turnovers	165	94
Points in the Paint	324 (162/224) 72%	184 (92/179) 51%
Second Chance Points	74	58
Fast Break Points	145	70
Bench Points	263	169

### Player Averages

No.	Name	GP	MPG	Field Goals		2 Points		3 Points		Free Throws		Rebounds			AS	TO	ST	BS	PF	FD	+/-	PPG
				M / A	%	M / A	%	M / A	%	M / A	%	OR	DR	TOT								
3	PETRUSEV Filip	5	12:34	3.0/4.0	75	2.4/3.2	75	0.6/0.8	75	1.2/1.6	75	0.8	2.6	3.4	1.0	0.6	0.2	0.4	1.2	1.2	7.6	7.8
5	JOVIC Nikola	7	23:17	3.7/6.1	60	2.3/3.0	76	1.4/3.1	45	1.4/1.9	77	0.4	1.9	2.3	2.9	0.9	0.3	0.1	1.9	2.3	11.0	10.3
7	BOGDANOVIC Bogdan (C)	7	27:20	6.4/12.4	52	3.7/5.7	65	2.7/6.7	40	3.9/4.6	84	0.7	2.6	3.3	4.6	1.6	2.3	0.3	1.6	3.9	14.0	19.4
9	MARINKOVIC Vanja	7	15:38	2.4/5.4	45	0.6/1.3	44	1.9/4.1	45	0.9/1.0	86	0.3	1.0	1.3	0.6	0.1	0.7	0.1	1.3	0.6	14.4	7.6
13	DOBRIC Ognjen	7	22:57	3.6/8.0	45	2.9/4.4	65	0.7/3.6	20	1.7/2.1	80	0.7	1.6	2.3	0.9	1.0	1.1	0.3	1.7	1.9	8.6	9.6
14	RISTIC Dusan	5	8:42	2.0/3.0	67	1.0/1.8	56	1.0/1.2	83	0.4/1.2	33	0.6	2.4	3.0		1.2	0.2	0.2	0.8	0.8	3.4	5.4
23	GUDURIC Marko	7	16:27	2.9/4.1	69	1.9/2.3	81	1.0/1.9	54	2.1/2.6	83	0.1	1.9	2.0	3.4	1.3	0.4	0.1	2.1	2.6	6.6	8.9
24	JOVIC Stefan	7	22:30	2.6/5.3	49	2.0/3.1	64	0.6/2.1	27	0.6/1.0	57	0.3	2.0	2.3	6.4	1.4	1.0		2.0	0.9	10.4	6.3
27	DAVIDOVAC Dejan	7	14:53	1.6/2.9	55	1.1/1.6	73	0.4/1.3	33	0.4/0.9	50	0.6	2.1	2.7	1.6	0.6	1.0	0.4	1.7	1.0	12.4	4.0
28	SIMANIC Borisa	3	6:32	0.3/0.7	50	0.3/0.3	100	0.0/0.3	0	0.3/0.7	50	0.3	0.7	1.0	0.3			0.3	0.3	0.3	2.3	1.0
30	AVRAMOVIC Aleksa	6	16:04	3.2/6.2	51	2.8/4.2	68	0.3/2.0	17	3.0/3.3	90	0.3	1.2	1.5	2.2	0.8	1.7	0.3	1.2	2.8	10.2	9.7
33	MILUTINOV Nikola	7	25:09	5.3/7.4	71	5.3/7.4	71			3.0/3.9	78	2.3	6.7	9.0	2.0	1.4	0.6	0.7	1.9	4.1	12.1	13.6
Team / Coach				1.3 2.1 3.4 1.4 2																		
<b>Totals</b>				34.9/62.3	56	24.7/36.1	68	10.1/26.1	39	17.9/23.0	78	8.1	26.7	34.9	25.0	11.7	9.1	3.0	17.0	21.1	21.4	97.7
<b>Opponents</b>				26.7/62.4	43	15.7/33.1	47	11.0/29.3	38	11.9/15.4	77	9.1	20.3	29.4	19.3	16.1	5.9	1.6	21.9	16.3	-21.4	76.3

### Team Averages

	SRB	Opponents
Points from Turnovers	23.6	13.4
Points in the Paint	46.3	26.3
Second Chance Points	10.6	8.3
Fast Break Points	20.7	10.0
Bench Points	37.6	24.1

### GLOBAL PARTNERS



## Cumulative Statistics

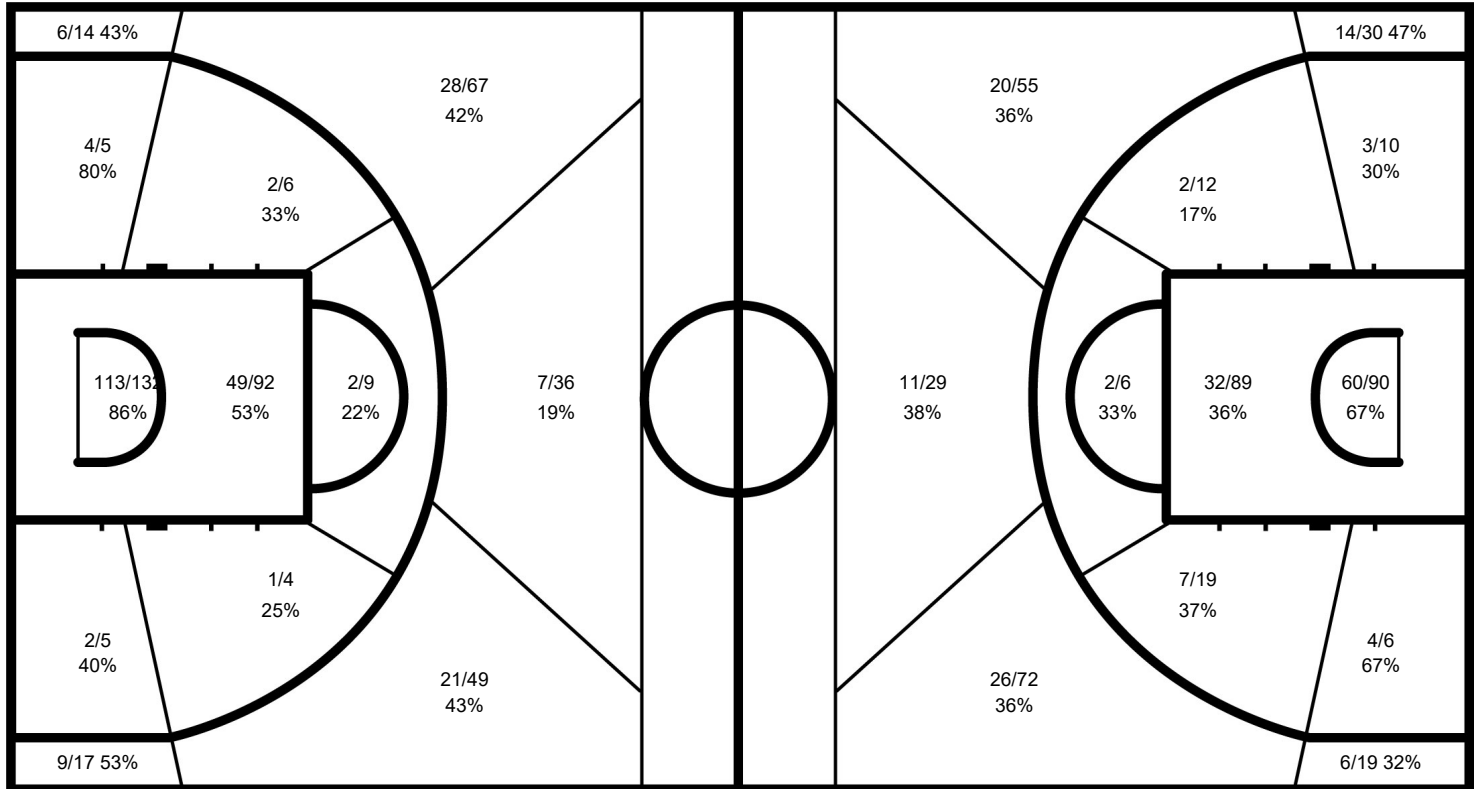
### SRB - Serbia

#### After 7 games

Phase	SRB Played	Score		Field Goals		2 Points		3 Points		Free Throws		Rebounds			AS	TO	ST	BS	PF	FD
				M / A	%	M / A	%	M / A	%	M / A	%	OR	DR	TOT						
Group Phase - 1st Round - Group B	CHN	105-63	For	34/59	58	21/31	68	13/28	46	24/28	86	6	27	33	30	12	14	4	12	20
			Agn.	24/63	38	16/34	47	8/29	28	7/12	58	11	22	33	17	21	8	1	20	12
Group Phase - 1st Round - Group B	PUR	94-77	For	35/67	52	27/42	64	8/25	32	16/21	76	9	32	41	25	13	8	3	14	19
			Agn.	27/74	36	12/36	33	15/38	39	8/9	89	14	23	37	21	15	6	1	20	14
Group Phase - 1st Round - Group B	SSD	115-83	For	42/68	62	25/36	69	17/32	53	14/17	82	9	29	38	34	9	7	4	16	21
			Agn.	30/65	46	17/32	53	13/33	39	10/16	63	8	17	25	22	13	7	2	22	15
Group Phase - 2nd Round - Group I	ITA	76-78	For	21/58	36	14/27	52	7/31	23	27/32	84	9	25	34	15	11	7	4	19	27
			Agn.	28/60	47	17/39	44	11/21	52	11/15	73	8	28	36	19	15	3	1	27	19
Group Phase - 2nd Round - Group I	DOM	112-79	For	43/66	65	35/41	85	8/25	32	18/25	72	5	27	32	30	12	11	3	15	19
			Agn.	27/63	43	16/34	47	11/29	38	14/14	100	8	17	25	17	21	5	2	20	14
Quarter-Finals	LTU	87-68	For	33/60	55	24/38	63	9/22	41	12/18	67	9	24	33	23	8	9	1	21	18
			Agn.	24/56	43	15/28	54	9/28	32	11/15	73	8	20	28	21	15	3	2	19	19
Semi-Finals	CAN	95-86	For	36/58	62	27/38	71	9/20	45	14/20	70	10	23	33	18	17	8	2	22	24
			Agn.	27/56	48	17/29	59	10/27	37	22/27	81	7	15	22	18	13	9	2	25	21

### SRB - Serbia

### Opponents



### SRB

	M / A	%
Field Goals	244 / 436	56
2 Points	173 / 253	68
3 Points	71 / 183	39
Free Throws	125 / 161	78

### Opponents

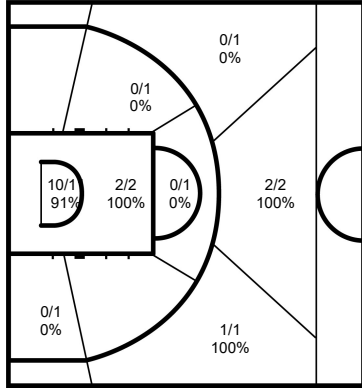
%	M / A	
43	187 / 437	Field Goals
47	110 / 232	2 Points
38	77 / 205	3 Points
77	83 / 108	Free Throws

### GLOBAL PARTNERS



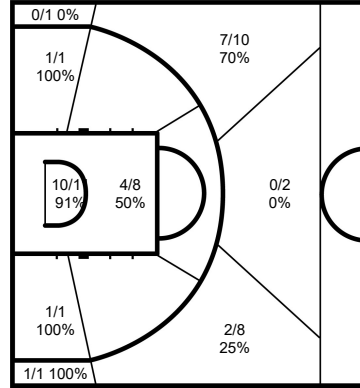
**Cumulative Statistics**  
**SRB - Serbia**  
 After 7 games

**3 PETRUSEV Filip**



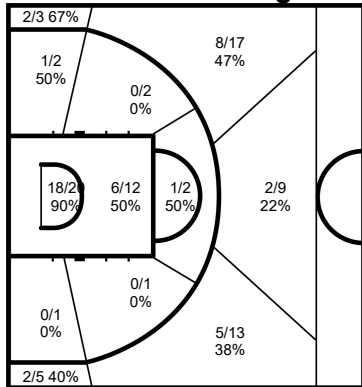
	M / A	%
Field Goals	15 / 20	75
2 Points	12 / 16	75
3 Points	3 / 4	75
Free Throws	6 / 8	75

**5 JOVIC Nikola**



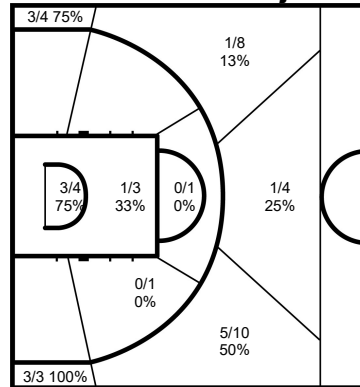
	M / A	%
Field Goals	26 / 43	60
2 Points	16 / 21	76
3 Points	10 / 22	45
Free Throws	10 / 13	77

**7 BOGDANOVIC Bogdan**



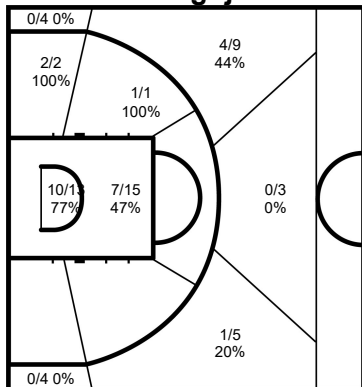
	M / A	%
Field Goals	45 / 87	52
2 Points	26 / 40	65
3 Points	19 / 47	40
Free Throws	27 / 32	84

**9 MARINKOVIC Vanja**



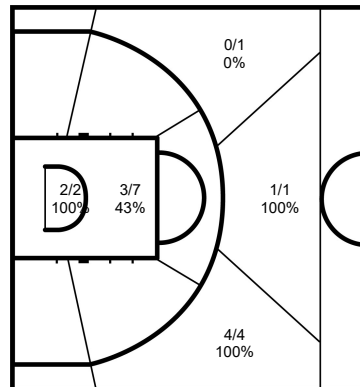
	M / A	%
Field Goals	17 / 38	45
2 Points	4 / 9	44
3 Points	13 / 29	45
Free Throws	6 / 7	86

**13 DOBRIC Ognjen**



	M / A	%
Field Goals	25 / 56	45
2 Points	20 / 31	65
3 Points	5 / 25	20
Free Throws	12 / 15	80

**14 RISTIC Dusan**



	M / A	%
Field Goals	10 / 15	67
2 Points	5 / 9	56
3 Points	5 / 6	83
Free Throws	2 / 6	33

GLOBAL PARTNERS

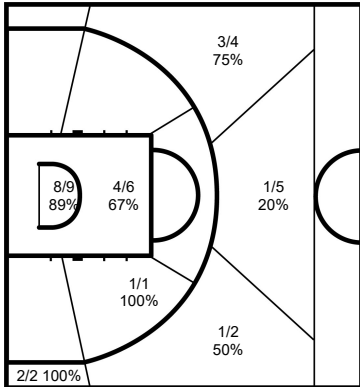


## Cumulative Statistics

SRB - Serbia

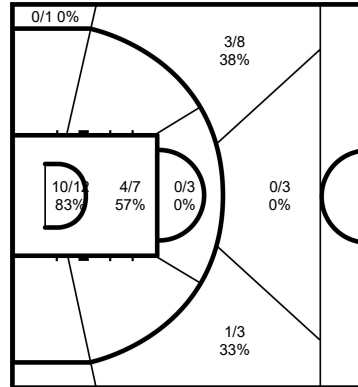
After 7 games

### 23 GUDURIC Marko



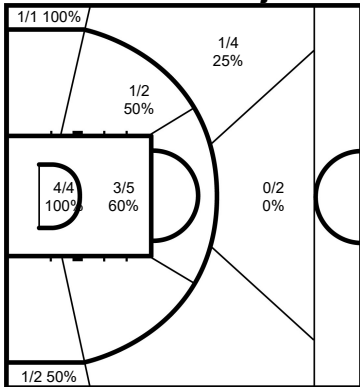
	M / A	%
Field Goals	20 / 29	69
2 Points	13 / 16	81
3 Points	7 / 13	54
Free Throws	15 / 18	83

### 24 JOVIC Stefan



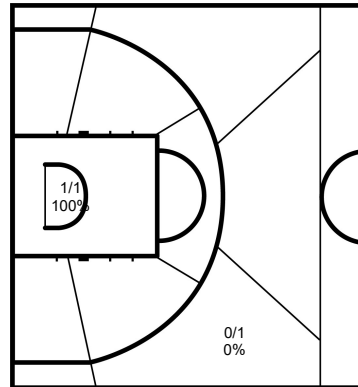
	M / A	%
Field Goals	18 / 37	49
2 Points	14 / 22	64
3 Points	4 / 15	27
Free Throws	4 / 7	57

### 27 DAVIDOVAC Dejan



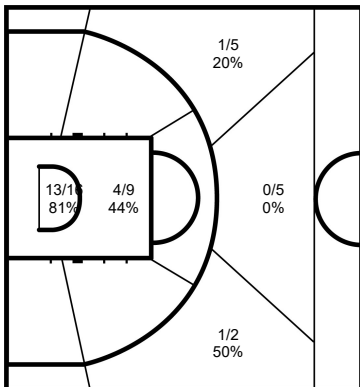
	M / A	%
Field Goals	11 / 20	55
2 Points	8 / 11	73
3 Points	3 / 9	33
Free Throws	3 / 6	50

### 28 SIMANIC Borisa



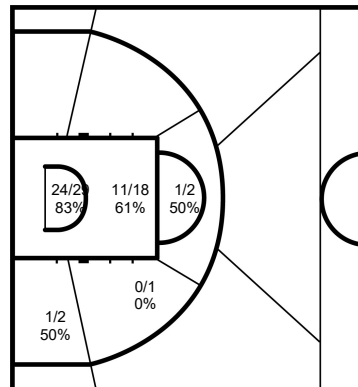
	M / A	%
Field Goals	1 / 2	50
2 Points	1 / 1	100
3 Points	0 / 1	0
Free Throws	1 / 2	50

### 30 AVRAMOVIC Aleksa



	M / A	%
Field Goals	19 / 37	51
2 Points	17 / 25	68
3 Points	2 / 12	17
Free Throws	18 / 20	90

### 33 MILUTINOV Nikola



	M / A	%
Field Goals	37 / 52	71
2 Points	37 / 52	71
3 Points		
Free Throws	21 / 27	78

#### Legend:

%	Shooting Percentage	(C)	Captain	+/-	Plus-Minus	Agn.	Against	AS	Assists
BS	Blocked Shots	DR	Defensive Rebounds	FD	Fouls Drawn	GP	Games Played	M / A	Made / Attempts
MPG	Minutes Played per Game	No.	Uniform Number	OR	Offensive Rebounds	PF	Fouls	PPG	Points per Game
PTS	Points	ST	Steals	TO	Turnovers	TOT	Total Rebounds		

WORLD CUP.BASKETBALL

#### GLOBAL PARTNERS

