

Cumulative Statistics

LTU - Lithuania

After 7 games

Player Totals

No.	Name	GP	Time Played	Field Goals		2 Points		3 Points		Free Throws		Rebounds			AS	TO	ST	BS	PF	FD	+/-	PTS
				M / A	%	M / A	%	M / A	%	M / A	%	OR	DR	TOT								
2	NORMANTAS Margiris	7	2:19:51	16/31	52	9/14	64	7/17	41	7/9	78	2	8	10	25	11	3	1	14	11	49	46
8	SEDEKERSKIS Tadas	7	2:35:26	18/34	53	15/26	58	3/8	38	12/15	80	14	34	48	8	5	1	4	9	16	17	51
9	BRAZDEIKIS Ignas	7	2:47:35	32/61	52	19/39	49	13/22	59	6/10	60	6	19	25	17	6	4	3	14	15	60	83
12	MALDUNAS Gabrielius	6	25:11	3/5	60	3/5	60					4	4	8	3			1	6	1	27	6
13	JOKUBAITIS Rokas	7	2:50:13	32/60	53	22/44	50	10/16	63	11/12	92	6	10	16	45	14	8	2	6	14	57	85
17	VALANCIUNAS Jonas (C)	7	2:28:54	39/63	62	35/57	61	4/6	67	21/29	72	12	50	62	4	18	1	8	15	29	35	103
19	KUZMINSKAS Mindaugas	7	2:03:53	27/45	60	15/20	75	12/25	48	11/13	85	5	21	26	13	7	3	3	17	10	71	77
20	MOTIEJUNAS Donatas	7	1:43:07	19/35	54	16/31	52	3/4	75	4/8	50	10	13	23	6	7	5	2	13	12	43	45
22	BENDZIUS Eimantas	5	1:19:53	15/31	48	6/8	75	9/23	39	8/9	89	2	6	8	5	6	2		9	5	63	47
31	KARINIAUSKAS Vaidas	7	1:41:48	9/18	50	6/11	55	3/7	43	7/8	88	3	7	10	22	7	3	1	18	13	50	28
33	DIMSA Tomas	7	2:10:45	17/38	45	6/7	86	11/31	35	6/6	100	4	7	11	10	7	2	1	13	8	23	51
91	SIRVYDIS Deividas	6	50:43	11/26	42	5/7	71	6/19	32			3	5	8	2	2	1		7	2	25	28
Team / Coach				12 12 24 6 2																		
Totals				238/447	53	157/269	58	81/178	46	93/119	78	83	196	279	160	96	33	26	143	136	104	650
Opponents				194/463	42	133/271	49	61/192	32	97/132	73	78	134	212	115	69	56	15	143	141	-104	546

Team Totals

	LTU	Opponents
Points from Turnovers	92	122
Points in the Paint	272 (136/226) 60%	226 (113/221) 51%
Second Chance Points	101	66
Fast Break Points	73	73
Bench Points	293	181

Player Averages

No.	Name	GP	MPG	Field Goals		2 Points		3 Points		Free Throws		Rebounds			AS	TO	ST	BS	PF	FD	+/-	PPG
				M / A	%	M / A	%	M / A	%	M / A	%	OR	DR	TOT								
2	NORMANTAS Margiris	7	19:58	2.3/4.4	52	1.3/2.0	64	1.0/2.4	41	1.0/1.3	78	0.3	1.1	1.4	3.6	1.6	0.4	0.1	2.0	1.6	7.0	6.6
8	SEDEKERSKIS Tadas	7	22:12	2.6/4.9	53	2.1/3.7	58	0.4/1.1	38	1.7/2.1	80	2.0	4.9	6.9	1.1	0.7	0.1	0.6	1.3	2.3	2.4	7.3
9	BRAZDEIKIS Ignas	7	23:56	4.6/8.7	52	2.7/5.6	49	1.9/3.1	59	0.9/1.4	60	0.9	2.7	3.6	2.4	0.9	0.6	0.4	2.0	2.1	8.6	11.9
12	MALDUNAS Gabrielius	6	4:11	0.5/0.8	60	0.5/0.8	60					0.7	0.7	1.3	0.5			0.2	1.0	0.2	4.5	1.0
13	JOKUBAITIS Rokas	7	24:19	4.6/8.6	53	3.1/6.3	50	1.4/2.3	63	1.6/1.7	92	0.9	1.4	2.3	6.4	2.0	1.1	0.3	0.9	2.0	8.1	12.1
17	VALANCIUNAS Jonas (C)	7	21:16	5.6/9.0	62	5.0/8.1	61	0.6/0.9	67	3.0/4.1	72	1.7	7.1	8.9	0.6	2.6	0.1	1.1	2.1	4.1	5.0	14.7
19	KUZMINSKAS Mindaugas	7	17:41	3.9/6.4	60	2.1/2.9	75	1.7/3.6	48	1.6/1.9	85	0.7	3.0	3.7	1.9	1.0	0.4	0.4	2.4	1.4	10.1	11.0
20	MOTIEJUNAS Donatas	7	14:43	2.7/5.0	54	2.3/4.4	52	0.4/0.6	75	0.6/1.1	50	1.4	1.9	3.3	0.9	1.0	0.7	0.3	1.9	1.7	6.1	6.4
22	BENDZIUS Eimantas	5	15:58	3.0/6.2	48	1.2/1.6	75	1.8/4.6	39	1.6/1.8	89	0.4	1.2	1.6	1.0	1.2	0.4		1.8	1.0	12.6	9.4
31	KARINIAUSKAS Vaidas	7	14:32	1.3/2.6	50	0.9/1.6	55	0.4/1.0	43	1.0/1.1	88	0.4	1.0	1.4	3.1	1.0	0.4	0.1	2.6	1.9	7.1	4.0
33	DIMSA Tomas	7	18:40	2.4/5.4	45	0.9/1.0	86	1.6/4.4	35	0.9/0.9	100	0.6	1.0	1.6	1.4	1.0	0.3	0.1	1.9	1.1	3.3	7.3
91	SIRVYDIS Deividas	6	8:27	1.8/4.3	42	0.8/1.2	71	1.0/3.2	32			0.5	0.8	1.3	0.3	0.3	0.2		1.2	0.3	4.2	4.7
Team / Coach				1.7 1.7 3.4 0.9 2																		
Totals				34.0/63.9	53	22.4/38.4	58	11.6/25.4	46	13.3/17.0	78	11.9	28.0	39.9	22.9	13.7	4.7	3.7	20.4	19.4	14.9	92.9
Opponents				27.7/66.1	42	19.0/38.7	49	8.7/27.4	32	13.9/18.9	73	11.1	19.1	30.3	16.4	9.9	8.0	2.1	20.4	20.1	-14.9	78.0

Team Averages

	LTU	Opponents
Points from Turnovers	13.1	17.4
Points in the Paint	38.9	32.3
Second Chance Points	14.4	9.4
Fast Break Points	10.4	10.4
Bench Points	41.9	25.9

GLOBAL PARTNERS



Cumulative Statistics

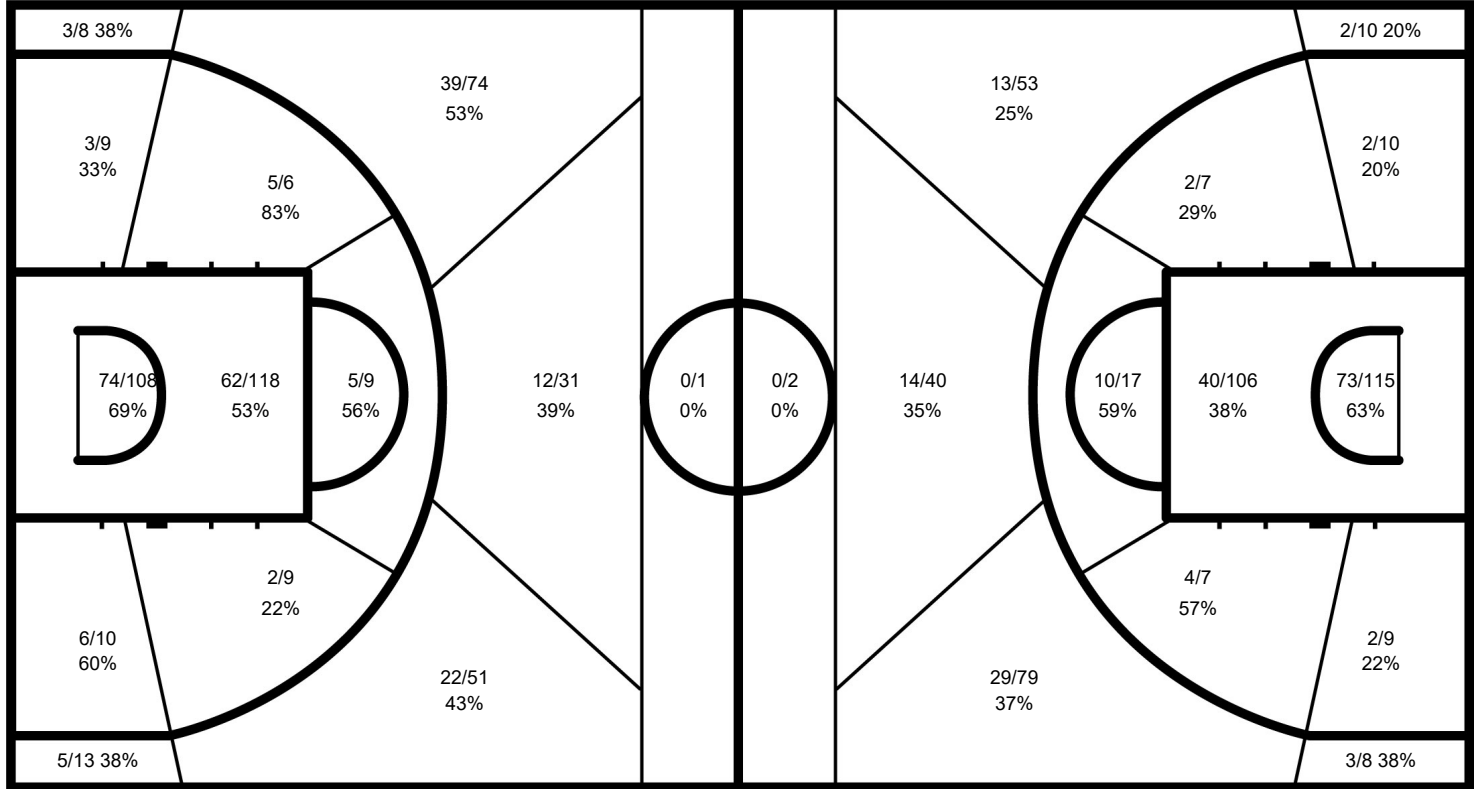
LTU - Lithuania

After 7 games

Phase	LTU Played	Score		Field Goals			2 Points			3 Points		Free Throws		Rebounds			AS	TO	ST	BS	PF	FD
				M / A	%	M / A	%	M / A	%	M / A	%	OR	DR	TOT								
Group Phase - 1st Round - Group D	EGY	93-67	For	32/76	42	21/40	53	11/36	31	18/23	78	22	31	53	24	11	2	2	20	21		
			Agn.	27/64	42	23/49	47	4/15	27	9/19	47	11	23	34	12	10	6	1	22	20		
Group Phase - 1st Round - Group D	MEX	96-66	For	38/66	58	28/43	65	10/23	43	10/13	77	8	39	47	23	14	5	7	15	15		
			Agn.	26/73	36	19/49	39	7/24	29	7/9	78	9	20	29	19	11	9	2	17	16		
Group Phase - 1st Round - Group D	MNE	91-71	For	35/60	58	27/43	63	8/17	47	13/20	65	12	32	44	16	14	2	6	24	19		
			Agn.	23/69	33	18/38	47	5/31	16	20/26	77	14	16	30	12	5	9	2	20	23		
Group Phase - 2nd Round - Group J	GRE	92-67	For	33/53	62	18/29	62	15/24	63	11/13	85	7	27	34	25	13	3	5	18	17		
			Agn.	23/64	36	13/33	39	10/31	32	11/13	85	11	15	26	11	9	7	1	18	18		
Group Phase - 2nd Round - Group J	USA	110-104	For	38/72	53	24/47	51	14/25	56	20/25	80	18	25	43	23	19	7	2	25	27		
			Agn.	39/73	53	28/44	64	11/29	38	15/19	79	9	18	27	26	12	8	7	27	24		
Quarter-Finals	SRB	68-87	For	24/56	43	15/28	54	9/28	32	11/15	73	8	20	28	21	15	3	2	19	19		
			Agn.	33/60	55	24/38	63	9/22	41	12/18	67	9	24	33	23	8	9	1	21	18		
Classification 5-8	SLO	100-84	For	38/64	59	24/39	62	14/25	56	10/10	100	8	22	30	28	10	11	3	22	18		
			Agn.	23/61	38	8/21	38	15/40	38	23/28	82	16	18	34	12	14	8	1	18	22		

LTU - Lithuania

Opponents



LTU

	M / A	%
Field Goals	238 / 447	53
2 Points	157 / 269	58
3 Points	81 / 178	46
Free Throws	93 / 119	78

Opponents

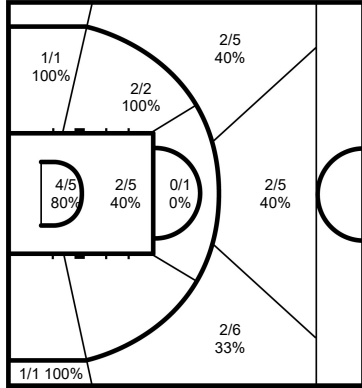
%	M / A	
42	194 / 463	Field Goals
49	133 / 271	2 Points
32	61 / 192	3 Points
73	97 / 132	Free Throws

GLOBAL PARTNERS



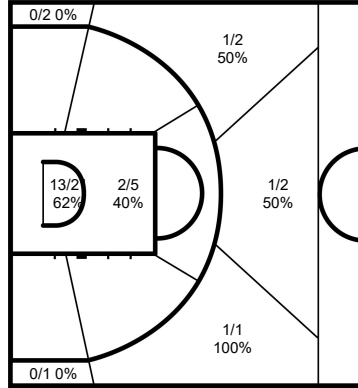
Cumulative Statistics
LTU - Lithuania
 After 7 games

2 NORMANTAS Margiris



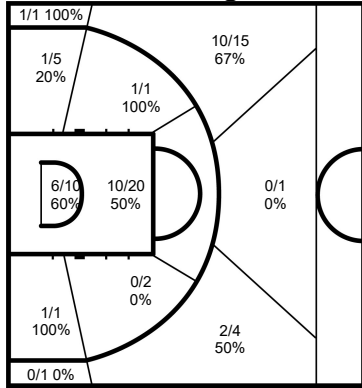
	M / A	%
Field Goals	16 / 31	52
2 Points	9 / 14	64
3 Points	7 / 17	41
Free Throws	7 / 9	78

8 SEDEKERSKIS Tadas



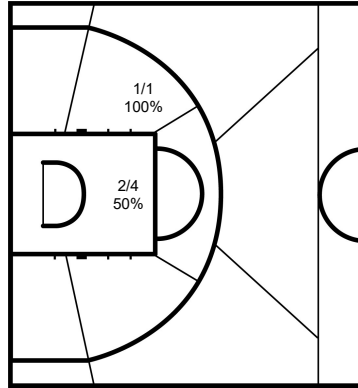
	M / A	%
Field Goals	18 / 34	53
2 Points	15 / 26	58
3 Points	3 / 8	38
Free Throws	12 / 15	80

9 BRAZDEIKIS Ignas



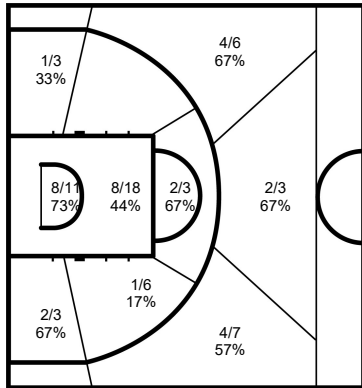
	M / A	%
Field Goals	32 / 61	52
2 Points	19 / 39	49
3 Points	13 / 22	59
Free Throws	6 / 10	60

12 MALDUNAS Gabrielius



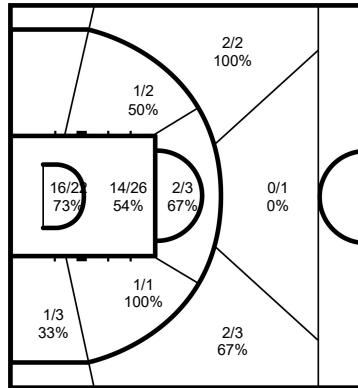
	M / A	%
Field Goals	3 / 5	60
2 Points	3 / 5	60
3 Points		
Free Throws		

13 JOKUBAITIS Rokas



	M / A	%
Field Goals	32 / 60	53
2 Points	22 / 44	50
3 Points	10 / 16	63
Free Throws	11 / 12	92

17 VALANCIUNAS Jonas



	M / A	%
Field Goals	39 / 63	62
2 Points	35 / 57	61
3 Points	4 / 6	67
Free Throws	21 / 29	72

GLOBAL PARTNERS

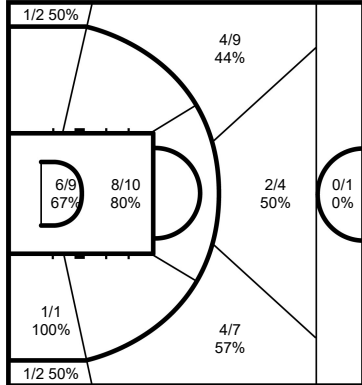


Cumulative Statistics

LTU - Lithuania

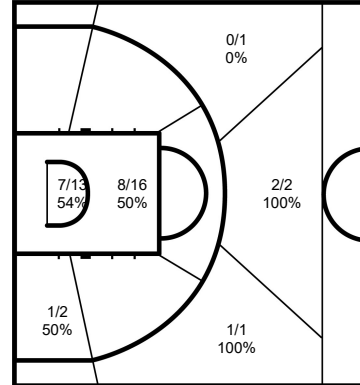
After 7 games

19 KUZMINSKAS Mindaugas



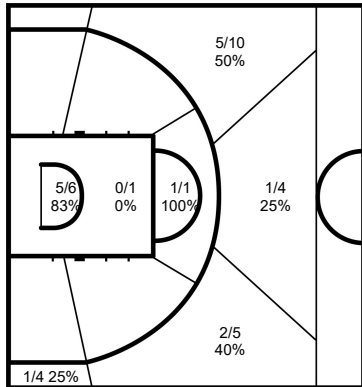
	M / A	%
Field Goals	27 / 45	60
2 Points	15 / 20	75
3 Points	12 / 25	48
Free Throws	11 / 13	85

20 MOTIEJUNAS Donatas



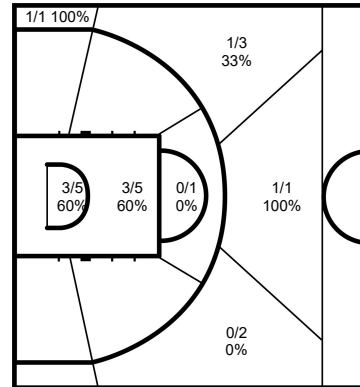
	M / A	%
Field Goals	19 / 35	54
2 Points	16 / 31	52
3 Points	3 / 4	75
Free Throws	4 / 8	50

22 BENDZIUS Eimantas



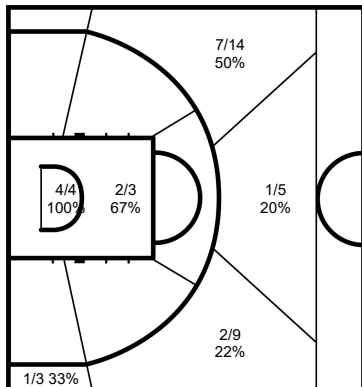
	M / A	%
Field Goals	15 / 31	48
2 Points	6 / 8	75
3 Points	9 / 23	39
Free Throws	8 / 9	89

31 KARINIAUSKAS Vaidas



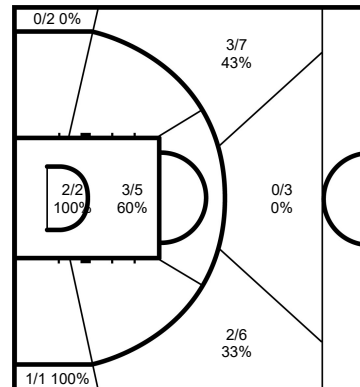
	M / A	%
Field Goals	9 / 18	50
2 Points	6 / 11	55
3 Points	3 / 7	43
Free Throws	7 / 8	88

33 DIMSA Tomas



	M / A	%
Field Goals	17 / 38	45
2 Points	6 / 7	86
3 Points	11 / 31	35
Free Throws	6 / 6	100

91 SIRVYDIS Deividas



	M / A	%
Field Goals	11 / 26	42
2 Points	5 / 7	71
3 Points	6 / 19	32
Free Throws		

Legend:

%	Shooting Percentage	(C)	Captain	+/-	Plus-Minus	Agn.	Against	AS	Assists
BS	Blocked Shots	DR	Defensive Rebounds	FD	Fouls Drawn	GP	Games Played	M / A	Made / Attempts
MPG	Minutes Played per Game	No.	Uniform Number	OR	Offensive Rebounds	PF	Fouls	PPG	Points per Game
PTS	Points	ST	Steals	TO	Turnovers	TOT	Total Rebounds		

WORLD CUP.BASKETBALL

GLOBAL PARTNERS

