

## Cumulative Statistics

### LAT - Latvia

#### After 8 games

#### Player Totals

No.	Name	GP	Time Played	Field Goals		2 Points		3 Points		Free Throws		Rebounds			AS	TO	ST	BS	PF	FD	+/-	PTS
				M/A	%	M/A	%	M/A	%	M/A	%	OR	DR	TOT								
00	KURUCS Rodions	8	3:19:52	25/41	61	20/32	63	5/9	56	8/14	57	13	36	49	25	13	11	2	26	28	60	63
8	BERTANS Davis	8	3:22:31	28/71	39	4/8	50	24/63	38	16/17	94	4	27	31	9	12	6	4	19	17	49	96
9	BERTANS Dairis (C)	2	21:01	10/13	77	2/2	100	8/11	73					4	2	1		3	2	28	28	
11	ŠMITS Rolands	8	3:06:47	41/72	57	29/40	73	12/32	38	10/15	67	8	27	35	10	6	5	18	13	68	104	
12	STRAUTIŅŠ Arturs	8	1:25:37	11/27	41	8/15	53	3/12	25	2/2	100	2	16	18	2	1	1	9	6	3	27	
18	CAVARS Klavs	7	38:19	4/7	57	4/7	57			0/1	0	3	5	8	3	2	2	8	2	1	8	
21	ŠKELE Aigars	8	2:07:13	15/29	52	10/18	56	5/11	45	2/2	100	3	7	10	30	10	4	1	5	4	9	37
24	GRAŽULIS Andrejs	8	3:36:37	48/76	63	38/58	66	10/18	56	9/11	82	7	23	30	15	4	11	10	23	17	58	115
32	PASECNIKS Anžejs	3	24:59	7/14	50	7/13	54	0/1	0			5	3	8	1	1		2	2	-5	14	
47	KURUCS Arturs	8	2:17:41	17/35	49	1/2	50	16/33	48	9/11	82	2	10	12	11	3	7	22	9	40	59	
55	ŽAGARS Arturs	8	3:21:52	35/72	49	20/36	56	15/36	42	14/22	64	1	20	21	59	16	3	1	13	35	92	99
66	ZORIKS Kristers	8	2:37:31	23/56	41	11/21	52	12/35	34	6/7	86	3	6	9	26	8	1	1	15	10	-13	64
Team / Coach				10 17 27 5 3																		
<b>Totals</b>				264/513	51	154/252	61	110/261	42	76/102	75	61	198	259	195	83	51	22	166	145	78	714
<b>Opponents</b>				222/506	44	147/287	51	75/219	34	117/169	69	99	188	287	148	96	45	10	147	162	-78	636

#### Team Totals

	LAT	Opponents
Points from Turnovers	114	97
Points in the Paint	276 (138/214) 64%	264 (132/242) 55%
Second Chance Points	81	110
Fast Break Points	55	60
Bench Points	259	198

#### Player Averages

No.	Name	GP	MPG	Field Goals		2 Points		3 Points		Free Throws		Rebounds			AS	TO	ST	BS	PF	FD	+/-	PPG
				M/A	%	M/A	%	M/A	%	M/A	%	OR	DR	TOT								
00	KURUCS Rodions	8	24:59	3.1/5.1	61	2.5/4.0	63	0.6/1.1	56	1.0/1.8	57	1.6	4.5	6.1	3.1	1.6	1.4	0.3	3.3	3.5	7.5	7.9
8	BERTANS Davis	8	25:18	3.5/8.9	39	0.5/1.0	50	3.0/7.9	38	2.0/2.1	94	0.5	3.4	3.9	1.1	1.5	0.8	0.5	2.4	2.1	6.1	12.0
9	BERTANS Dairis (C)	2	10:30	5.0/6.5	77	1.0/1.0	100	4.0/5.5	73					2.0	1.0	0.5		1.5	1.0	14.0	14.0	
11	ŠMITS Rolands	8	23:20	5.1/9.0	57	3.6/5.0	73	1.5/4.0	38	1.3/1.9	67	1.0	3.4	4.4	1.3	0.8	0.6		2.3	1.6	8.5	13.0
12	STRAUTIŅŠ Arturs	8	10:42	1.4/3.4	41	1.0/1.9	53	0.4/1.5	25	0.3/0.3	100	0.3	2.0	2.3	0.3	0.1	0.1	0.1	1.1	0.8	0.4	3.4
18	CAVARS Klavs	7	5:28	0.6/1.0	57	0.6/1.0	57			0.0/0.1	0	0.4	0.7	1.1	0.4	0.3	0.3	1.1	0.3	0.1	1.1	
21	ŠKELE Aigars	8	15:54	1.9/3.6	52	1.3/2.3	56	0.6/1.4	45	0.3/0.3	100	0.4	0.9	1.3	3.8	1.3	0.5	0.1	0.6	0.5	1.1	4.6
24	GRAŽULIS Andrejs	8	27:04	6.0/9.5	63	4.8/7.3	66	1.3/2.3	56	1.1/1.4	82	0.9	2.9	3.8	1.9	0.5	1.4	1.3	2.9	2.1	7.3	14.4
32	PASECNIKS Anžejs	3	8:19	2.3/4.7	50	2.3/4.3	54	0.0/0.3	0			1.7	1.0	2.7	0.3	0.3		0.7	0.7	-1.7	4.7	
47	KURUCS Arturs	8	17:12	2.1/4.4	49	0.1/0.3	50	2.0/4.1	48	1.1/1.4	82	0.3	1.3	1.5	1.4	0.4	0.9		2.8	1.1	5.0	7.4
55	ŽAGARS Arturs	8	25:14	4.4/9.0	49	2.5/4.5	56	1.9/4.5	42	1.8/2.8	64	0.1	2.5	2.6	7.4	2.0	0.4	0.1	1.6	4.4	11.5	12.4
66	ZORIKS Kristers	8	19:41	2.9/7.0	41	1.4/2.6	52	1.5/4.4	34	0.8/0.9	86	0.4	0.8	1.1	3.3	1.0	0.1	0.1	1.9	1.3	-1.6	8.0
Team / Coach				1.3 2.1 3.4 0.6 3																		
<b>Totals</b>				33.0/64.1	51	19.3/31.5	61	13.8/32.6	42	9.5/12.8	75	7.6	24.8	32.4	24.4	10.4	6.4	2.8	20.8	18.1	9.8	89.3
<b>Opponents</b>				27.8/63.3	44	18.4/35.9	51	9.4/27.4	34	14.6/21.1	69	12.4	23.5	35.9	18.5	12.0	5.6	1.3	18.4	20.3	-9.8	79.5

#### Team Averages

	LAT	Opponents
Points from Turnovers	14.3	12.1
Points in the Paint	34.5	33.0
Second Chance Points	10.1	13.8
Fast Break Points	6.9	7.5
Bench Points	32.4	24.8

## Cumulative Statistics

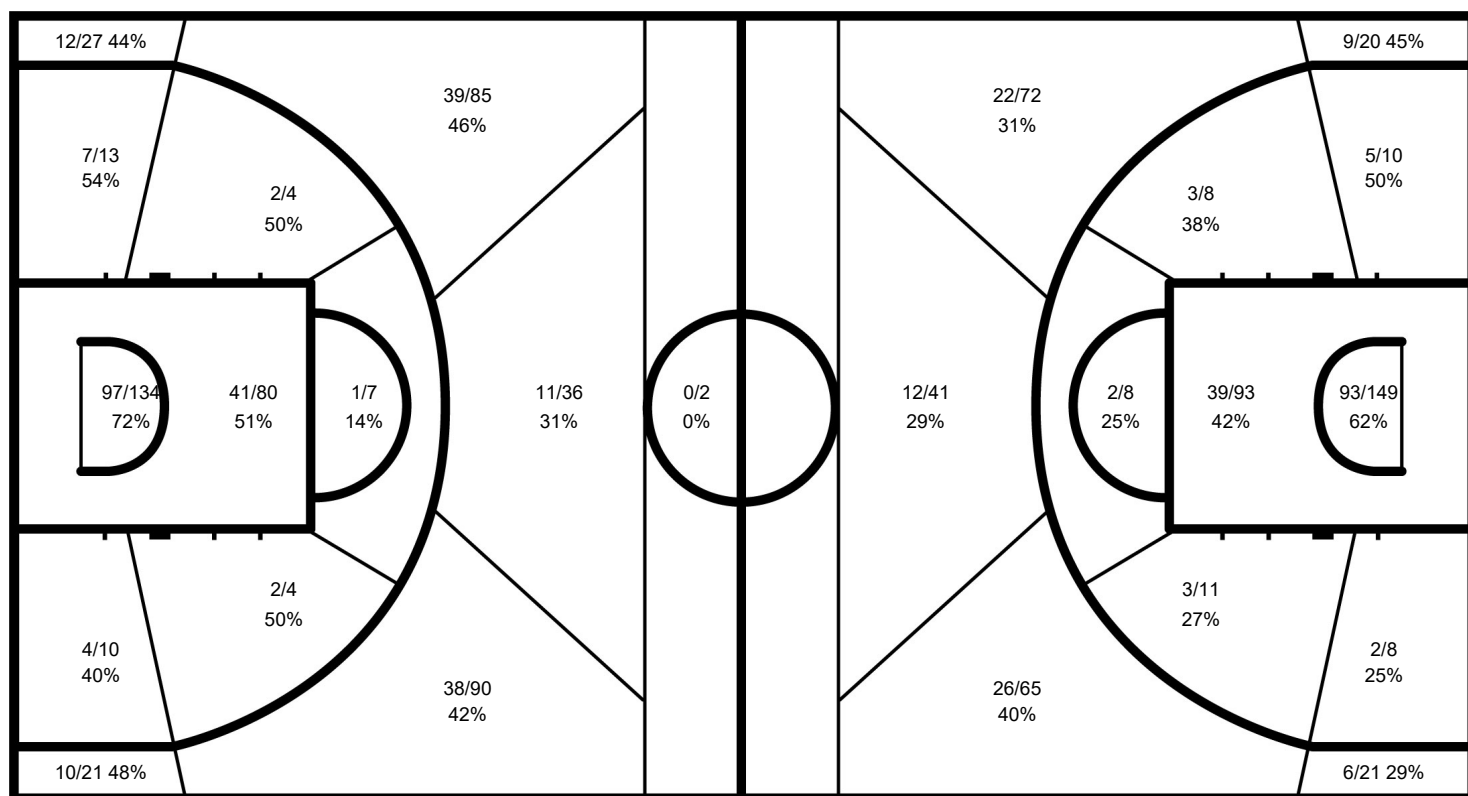
LAT - Latvia

After 8 games

Phase	LAT Played	Score		Field Goals			2 Points			3 Points		Free Throws		Rebounds			AS	TO	ST	BS	PF	FD
				M / A	%		M / A	%	M / A	%	M / A	%	OR	DR	TOT							
Group Phase - 1st Round - Group H	LBN	109-70	For	42/71	59	24/36	67	18/35	51	7/11	64	11	23	34	34	5	6	1	13	16		
			Agn.	27/61	44	20/37	54	7/24	29	9/11	82	10	17	27	16	14	3		16	13		
Group Phase - 1st Round - Group H	FRA	88-86	For	32/61	52	18/26	69	14/35	40	10/16	63	10	15	25	20	14	14	2	21	19		
			Agn.	26/50	52	12/23	52	14/27	52	20/24	83	10	21	31	23	20	6	3	19	21		
Group Phase - 1st Round - Group H	CAN	75-101	For	27/63	43	17/27	63	10/36	28	11/12	92	8	23	31	23	15	5	3	23	19		
			Agn.	37/74	50	21/35	60	16/39	41	11/22	50	17	27	44	23	9	10	1	19	21		
Group Phase - 2nd Round - Group L	ESP	74-69	For	26/59	44	18/34	53	8/25	32	14/19	74	10	26	36	15	16	7	3	26	23		
			Agn.	21/53	40	14/32	44	7/21	33	20/31	65	10	24	34	23	16	7	1	24	25		
Group Phase - 2nd Round - Group L	BRA	104-84	For	38/66	58	22/33	67	16/33	48	12/12	100	5	21	26	24	6	3	3	24	19		
			Agn.	29/64	45	22/40	55	7/24	29	19/24	79	13	23	36	21	11	2	1	19	24		
Quarter-Finals	GER	79-81	For	29/65	45	16/31	52	13/34	38	8/10	80	6	29	35	19	10	5	3	19	16		
			Agn.	28/70	40	20/44	45	8/26	31	17/19	89	14	28	42	10	8	7		17	19		
Classification 5-8	ITA	87-82	For	35/59	59	20/28	71	15/31	48	2/4	50	4	22	26	26	14	7	3	22	15		
			Agn.	30/65	46	19/33	58	11/32	34	11/18	61	14	20	34	21	12	9	1	15	21		
5th Place Game	LTU	98-63	For	35/69	51	19/37	51	16/32	50	12/18	67	7	39	46	34	3	4	4	18	18		
			Agn.	24/69	35	19/43	44	5/26	19	10/20	50	11	28	39	11	6	1	3	18	18		

LAT - Latvia

Opponents



LAT

	M / A	%
Field Goals	264 / 513	51
2 Points	154 / 252	61
3 Points	110 / 261	42
Free Throws	76 / 102	75

Opponents

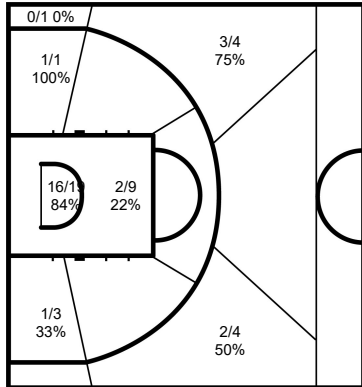
%	M / A	
44	222 / 506	Field Goals
51	147 / 287	2 Points
34	75 / 219	3 Points
69	117 / 169	Free Throws

GLOBAL PARTNERS



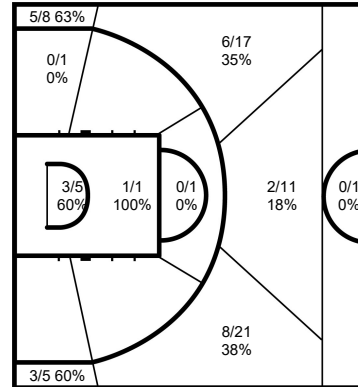
**Cumulative Statistics**  
**LAT - Latvia**  
After 8 games

**00 KURUCS Rodions**



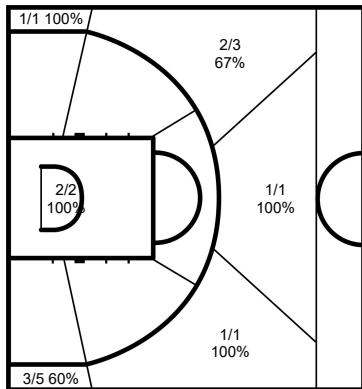
	M / A	%
<b>Field Goals</b>	25 / 41	61
<b>2 Points</b>	20 / 32	63
<b>3 Points</b>	5 / 9	56
<b>Free Throws</b>	8 / 14	57

**8 BERTANS Davis**



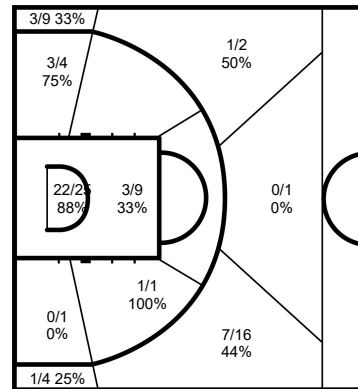
	M / A	%
<b>Field Goals</b>	28 / 71	39
<b>2 Points</b>	4 / 8	50
<b>3 Points</b>	24 / 63	38
<b>Free Throws</b>	16 / 17	94

**9 BERTANS Dairis**



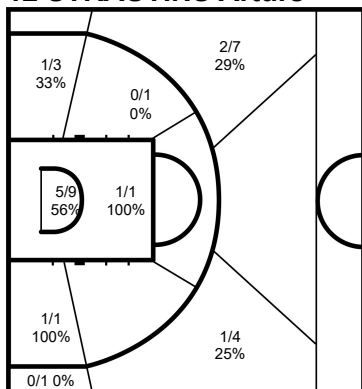
	M / A	%
<b>Field Goals</b>	10 / 13	77
<b>2 Points</b>	2 / 2	100
<b>3 Points</b>	8 / 11	73
<b>Free Throws</b>		

**11 ŠMITS Rolands**



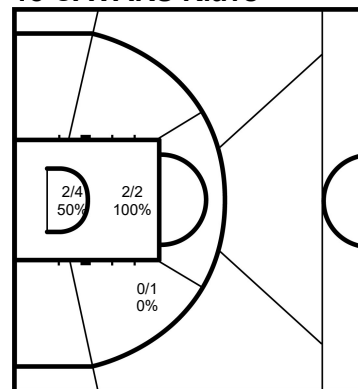
	M / A	%
<b>Field Goals</b>	41 / 72	57
<b>2 Points</b>	29 / 40	73
<b>3 Points</b>	12 / 32	38
<b>Free Throws</b>	10 / 15	67

**12 STRAUTINŠ Arturs**



	M / A	%
<b>Field Goals</b>	11 / 27	41
<b>2 Points</b>	8 / 15	53
<b>3 Points</b>	3 / 12	25
<b>Free Throws</b>	2 / 2	100

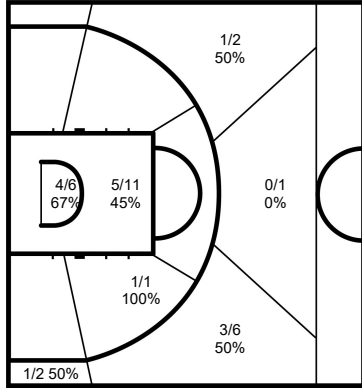
**18 CAVARS Klavs**



	M / A	%
<b>Field Goals</b>	4 / 7	57
<b>2 Points</b>	4 / 7	57
<b>3 Points</b>		
<b>Free Throws</b>	0 / 1	0

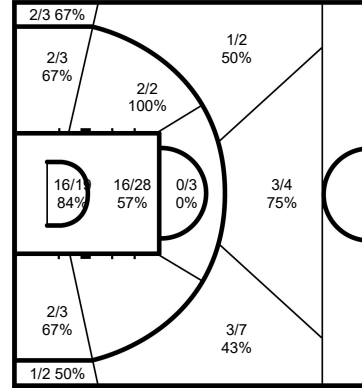
**Cumulative Statistics**  
**LAT - Latvia**  
After 8 games

**21 ŠKELE Aigars**



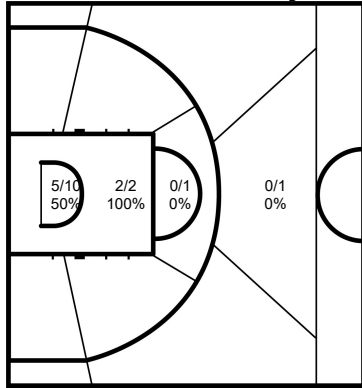
	M / A	%
<b>Field Goals</b>	15 / 29	52
<b>2 Points</b>	10 / 18	56
<b>3 Points</b>	5 / 11	45
<b>Free Throws</b>	2 / 2	100

**24 GRAŽULIS Andrejs**



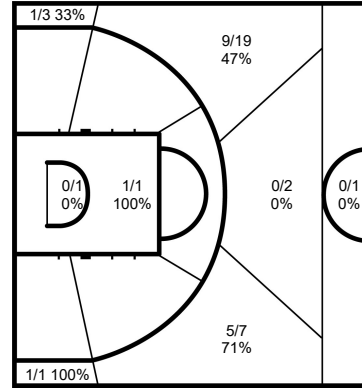
	M / A	%
<b>Field Goals</b>	48 / 76	63
<b>2 Points</b>	38 / 58	66
<b>3 Points</b>	10 / 18	56
<b>Free Throws</b>	9 / 11	82

**32 PASECNIKS Anžejs**



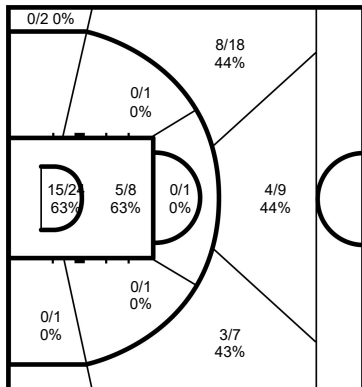
	M / A	%
<b>Field Goals</b>	7 / 14	50
<b>2 Points</b>	7 / 13	54
<b>3 Points</b>	0 / 1	0
<b>Free Throws</b>		

**47 KURUCS Arturs**



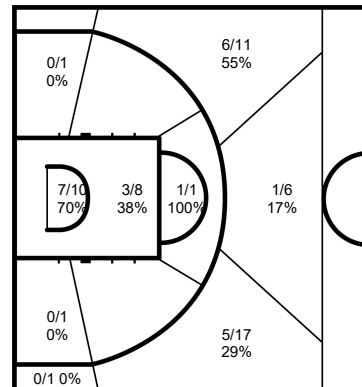
	M / A	%
<b>Field Goals</b>	17 / 35	49
<b>2 Points</b>	1 / 2	50
<b>3 Points</b>	16 / 33	48
<b>Free Throws</b>	9 / 11	82

**55 ŽAGARS Arturs**



	M / A	%
<b>Field Goals</b>	35 / 72	49
<b>2 Points</b>	20 / 36	56
<b>3 Points</b>	15 / 36	42
<b>Free Throws</b>	14 / 22	64

**66 ZORIKS Kristers**



	M / A	%
<b>Field Goals</b>	23 / 56	41
<b>2 Points</b>	11 / 21	52
<b>3 Points</b>	12 / 35	34
<b>Free Throws</b>	6 / 7	86

<b>Legend:</b>	% Shooting Percentage	(C) Captain	+/- Plus-Minus	<b>Agn.</b> Against	<b>AS</b> Assists
<b>BS</b> Blocked Shots	<b>DR</b> Defensive Rebounds	<b>FD</b> Fouls Drawn	<b>GP</b> Games Played	<b>M / A</b> Made / Attempts	
<b>MPG</b> Minutes Played per Game	<b>No.</b> Uniform Number	<b>OR</b> Offensive Rebounds	<b>PF</b> Fouls	<b>PPG</b> Points per Game	
<b>PTS</b> Points	<b>ST</b> Steals	<b>TO</b> Turnovers	<b>TOT</b> Total Rebounds		