

Cumulative Statistics

LTU - Lithuania

After 8 games

Player Totals

No.	Name	GP	Time Played	Field Goals		2 Points		3 Points		Free Throws		Rebounds			AS	TO	ST	BS	PF	FD	+/-	PTS
				M / A	%	M / A	%	M / A	%	M / A	%	OR	DR	TOT								
2	NORMANTAS Margiris	8	2:42:41	17/38	45	10/16	63	7/22	32	7/9	78	2	9	11	25	12	3	1	18	11	36	48
8	SEDEKERSKIS Tadas	8	3:05:20	19/40	48	16/32	50	3/8	38	12/15	80	17	41	58	9	5	1	5	10	16	-12	53
9	BRAZDEIKIS Ignas	8	3:03:42	33/68	49	20/43	47	13/25	52	9/14	64	6	22	28	20	6	4	3	15	17	50	88
12	MALDUNAS Gabrielius	7	30:44	3/6	50	3/6	50					6	6	12	4			1	7	1	20	6
13	JOKUBAITIS Rokas	8	3:20:32	38/75	51	27/55	49	11/20	55	14/17	82	6	12	18	46	14	8	2	6	19	23	101
17	VALANCIUNAS Jonas (C)	8	2:49:42	45/72	63	41/64	64	4/8	50	24/33	73	16	54	70	4	18	1	10	17	33	17	118
19	KUZMINSKAS Mindaugas	8	2:20:38	27/49	55	15/23	65	12/26	46	11/13	85	5	25	30	14	8	3	4	19	11	54	77
20	MOTIEJUNAS Donatas	8	1:56:46	21/40	53	18/35	51	3/5	60	4/12	33	11	15	26	6	9	5	2	15	15	33	49
22	BENDZIUS Eimantas	5	1:19:53	15/31	48	6/8	75	9/23	39	8/9	89	2	6	8	5	6	2		9	5	63	47
31	KARINIAUSKAS Vaidas	7	1:41:48	9/18	50	6/11	55	3/7	43	7/8	88	3	7	10	22	7	3	1	18	13	50	28
33	DIMSA Tomas	8	2:34:32	22/46	48	9/11	82	13/35	37	7/9	78	5	8	13	12	9	2	1	16	11	0	64
91	SIRVYDIS Deividas	7	1:11:01	13/33	39	5/8	63	8/25	32			3	6	9	4	2	2		9	2	11	34
Team / Coach				12 13 25 6 2																		
Totals				262/516	51	176/312	56	86/204	42	103/139	74	94	224	318	171	102	34	30	161	154	69	713
Opponents				229/533	43	152/309	49	77/224	34	109/150	73	86	173	259	149	72	60	19	161	159	-69	644

Team Totals

	LTU	Opponents
Points from Turnovers	94	135
Points in the Paint	306 (153/263) 58%	260 (130/250) 52%
Second Chance Points	112	75
Fast Break Points	79	82
Bench Points	305	219

Player Averages

No.	Name	GP	MPG	Field Goals		2 Points		3 Points		Free Throws		Rebounds			AS	TO	ST	BS	PF	FD	+/-	PPG
				M / A	%	M / A	%	M / A	%	M / A	%	OR	DR	TOT								
2	NORMANTAS Margiris	8	20:20	2.1/4.8	45	1.3/2.0	63	0.9/2.8	32	0.9/1.1	78	0.3	1.1	1.4	3.1	1.5	0.4	0.1	2.3	1.4	4.5	6.0
8	SEDEKERSKIS Tadas	8	23:10	2.4/5.0	48	2.0/4.0	50	0.4/1.0	38	1.5/1.9	80	2.1	5.1	7.3	1.1	0.6	0.1	0.6	1.3	2.0	-1.5	6.6
9	BRAZDEIKIS Ignas	8	22:57	4.1/8.5	49	2.5/5.4	47	1.6/3.1	52	1.1/1.8	64	0.8	2.8	3.5	2.5	0.8	0.5	0.4	1.9	2.1	6.3	11.0
12	MALDUNAS Gabrielius	7	4:23	0.4/0.9	50	0.4/0.9	50					0.9	0.9	1.7	0.6			0.1	1.0	0.1	2.9	0.9
13	JOKUBAITIS Rokas	8	25:04	4.8/9.4	51	3.4/6.9	49	1.4/2.5	55	1.8/2.1	82	0.8	1.5	2.3	5.8	1.8	1.0	0.3	0.8	2.4	2.9	12.6
17	VALANCIUNAS Jonas (C)	8	21:12	5.6/9.0	63	5.1/8.0	64	0.5/1.0	50	3.0/4.1	73	2.0	6.8	8.8	0.5	2.3	0.1	1.3	2.1	4.1	2.1	14.8
19	KUZMINSKAS Mindaugas	8	17:34	3.4/6.1	55	1.9/2.9	65	1.5/3.3	46	1.4/1.6	85	0.6	3.1	3.8	1.8	1.0	0.4	0.5	2.4	1.4	6.8	9.6
20	MOTIEJUNAS Donatas	8	14:35	2.6/5.0	53	2.3/4.4	51	0.4/0.6	60	0.5/1.5	33	1.4	1.9	3.3	0.8	1.1	0.6	0.3	1.9	1.9	4.1	6.1
22	BENDZIUS Eimantas	5	15:58	3.0/6.2	48	1.2/1.6	75	1.8/4.6	39	1.6/1.8	89	0.4	1.2	1.6	1.0	1.2	0.4		1.8	1.0	12.6	9.4
31	KARINIAUSKAS Vaidas	7	14:32	1.3/2.6	50	0.9/1.6	55	0.4/1.0	43	1.0/1.1	88	0.4	1.0	1.4	3.1	1.0	0.4	0.1	2.6	1.9	7.1	4.0
33	DIMSA Tomas	8	19:19	2.8/5.8	48	1.1/1.4	82	1.6/4.4	37	0.9/1.1	78	0.6	1.0	1.6	1.5	1.1	0.3	0.1	2.0	1.4	0.0	8.0
91	SIRVYDIS Deividas	7	10:08	1.9/4.7	39	0.7/1.1	63	1.1/3.6	32			0.4	0.9	1.3	0.6	0.3	0.3		1.3	0.3	1.6	4.9
Team / Coach				1.5 1.6 3.1 0.8 2																		
Totals				32.8/64.5	51	22.0/39.0	56	10.8/25.5	42	12.9/17.4	74	11.8	28.0	39.8	21.4	12.8	4.3	3.8	20.1	19.3	8.6	89.1
Opponents				28.6/66.6	43	19.0/38.6	49	9.6/28.0	34	13.6/18.8	73	10.8	21.6	32.4	18.6	9.0	7.5	2.4	20.1	19.9	-8.6	80.5

Team Averages

	LTU	Opponents
Points from Turnovers	11.8	16.9
Points in the Paint	38.3	32.5
Second Chance Points	14.0	9.4
Fast Break Points	9.9	10.3
Bench Points	38.1	27.4

GLOBAL PARTNERS



Cumulative Statistics

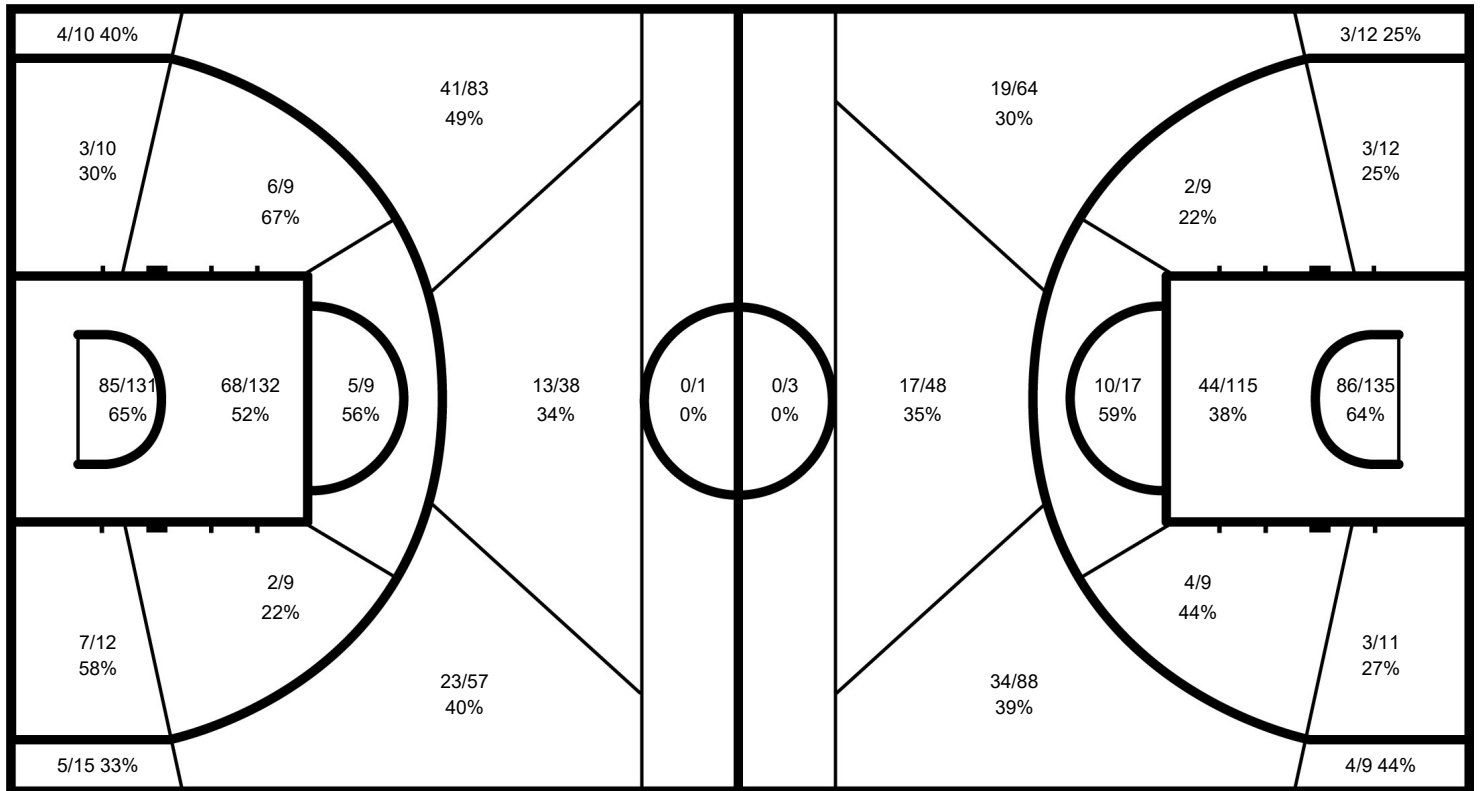
LTU - Lithuania

After 8 games

Phase	LTU Played	Score		Field Goals			2 Points			3 Points		Free Throws		Rebounds			AS	TO	ST	BS	PF	FD
				M / A	%		M / A	%	M / A	%	M / A	%	OR	DR	TOT							
Group Phase - 1st Round - Group D	EGY	93-67	For	32/76	42	21/40	53	11/36	31	18/23	78	22	31	53	24	11	2	2	20	21		
			Agn.	27/64	42	23/49	47	4/15	27	9/19	47	11	23	34	12	10	6	1	22	20		
Group Phase - 1st Round - Group D	MEX	96-66	For	38/66	58	28/43	65	10/23	43	10/13	77	8	39	47	23	14	5	7	15	15		
			Agn.	26/73	36	19/49	39	7/24	29	7/9	78	9	20	29	19	11	9	2	17	16		
Group Phase - 1st Round - Group D	MNE	91-71	For	35/60	58	27/43	63	8/17	47	13/20	65	12	32	44	16	14	2	6	24	19		
			Agn.	23/69	33	18/38	47	5/31	16	20/26	77	14	16	30	12	5	9	2	20	23		
Group Phase - 2nd Round - Group J	GRE	92-67	For	33/53	62	18/29	62	15/24	63	11/13	85	7	27	34	25	13	3	5	18	17		
			Agn.	23/64	36	13/33	39	10/31	32	11/13	85	11	15	26	11	9	7	1	18	18		
Group Phase - 2nd Round - Group J	USA	110-104	For	38/72	53	24/47	51	14/25	56	20/25	80	18	25	43	23	19	7	2	25	27		
			Agn.	39/73	53	28/44	64	11/29	38	15/19	79	9	18	27	26	12	8	7	27	24		
Quarter-Finals	SRB	68-87	For	24/56	43	15/28	54	9/28	32	11/15	73	8	20	28	21	15	3	2	19	19		
			Agn.	33/60	55	24/38	63	9/22	41	12/18	67	9	24	33	23	8	9	1	21	18		
Classification 5-8	SLO	100-84	For	38/64	59	24/39	62	14/25	56	10/10	100	8	22	30	28	10	11	3	22	18		
			Agn.	23/61	38	8/21	38	15/40	38	23/28	82	16	18	34	12	14	8	1	18	22		
5th Place Game	LAT	63-98	For	24/69	35	19/43	44	5/26	19	10/20	50	11	28	39	11	6	1	3	18	18		
			Agn.	35/69	51	19/37	51	16/32	50	12/18	67	7	39	46	34	3	4	4	18	18		

LTU - Lithuania

Opponents



LTU

	M / A	%
Field Goals	262 / 516	51
2 Points	176 / 312	56
3 Points	86 / 204	42
Free Throws	103 / 139	74

Opponents

%	M / A	
43	229 / 533	Field Goals
49	152 / 309	2 Points
34	77 / 224	3 Points
73	109 / 150	Free Throws

GLOBAL PARTNERS

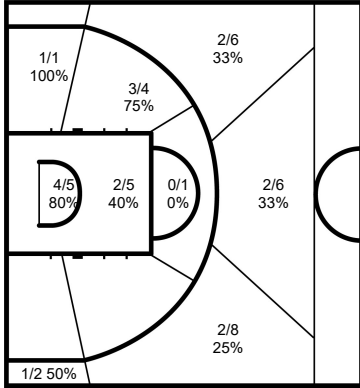


Cumulative Statistics

LTU - Lithuania

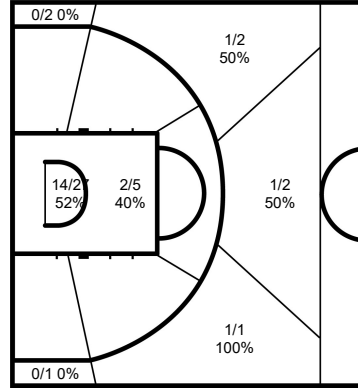
After 8 games

2 NORMANTAS Margiris



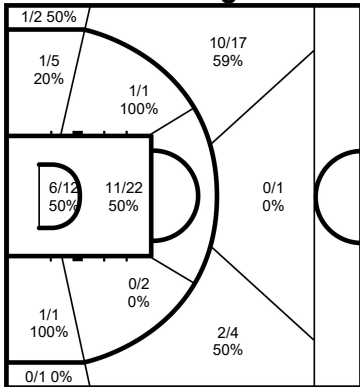
	M / A	%
Field Goals	17 / 38	45
2 Points	10 / 16	63
3 Points	7 / 22	32
Free Throws	7 / 9	78

8 SEDEKERSKIS Tadas



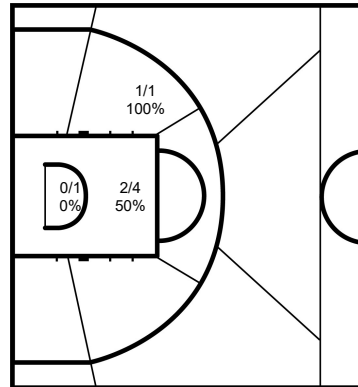
	M / A	%
Field Goals	19 / 40	48
2 Points	16 / 32	50
3 Points	3 / 8	38
Free Throws	12 / 15	80

9 BRAZDEIKIS Ignas



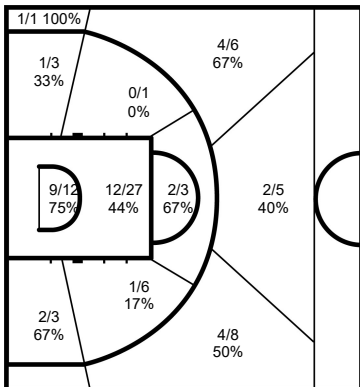
	M / A	%
Field Goals	33 / 68	49
2 Points	20 / 43	47
3 Points	13 / 25	52
Free Throws	9 / 14	64

12 MALDUNAS Gabrielius



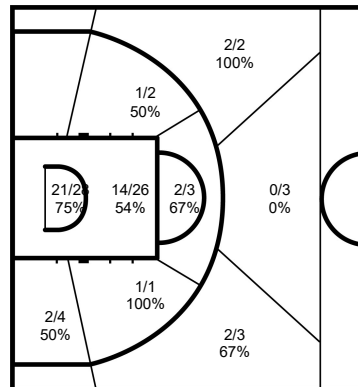
	M / A	%
Field Goals	3 / 6	50
2 Points	3 / 6	50
3 Points		
Free Throws		

13 JOKUBAITIS Rokas



	M / A	%
Field Goals	38 / 75	51
2 Points	27 / 55	49
3 Points	11 / 20	55
Free Throws	14 / 17	82

17 VALANCIUNAS Jonas



	M / A	%
Field Goals	45 / 72	63
2 Points	41 / 64	64
3 Points	4 / 8	50
Free Throws	24 / 33	73

GLOBAL PARTNERS

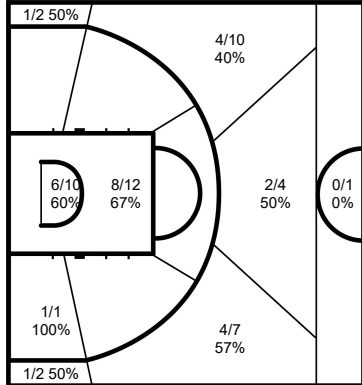


Cumulative Statistics

LTU - Lithuania

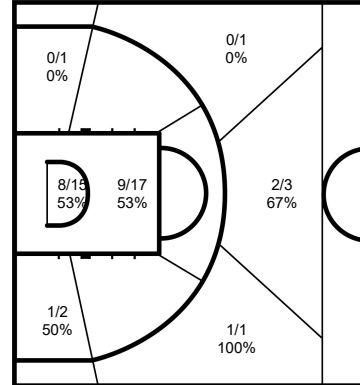
After 8 games

19 KUZMINSKAS Mindaugas



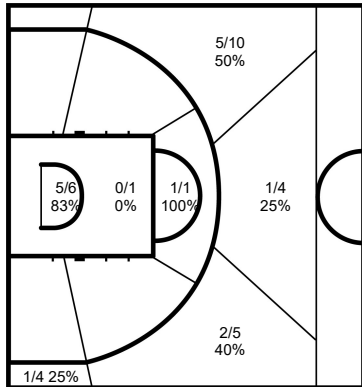
	M / A	%
Field Goals	27 / 49	55
2 Points	15 / 23	65
3 Points	12 / 26	46
Free Throws	11 / 13	85

20 MOTIEJUNAS Donatas



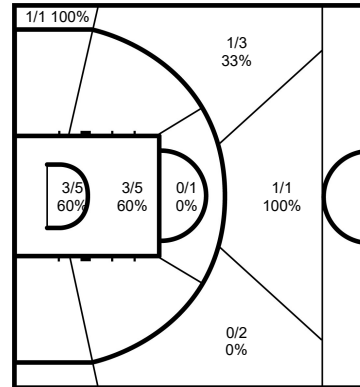
	M / A	%
Field Goals	21 / 40	53
2 Points	18 / 35	51
3 Points	3 / 5	60
Free Throws	4 / 12	33

22 BENDZIUS Eimantas



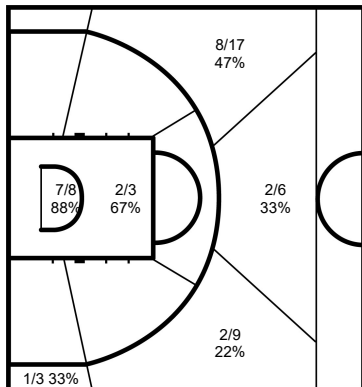
	M / A	%
Field Goals	15 / 31	48
2 Points	6 / 8	75
3 Points	9 / 23	39
Free Throws	8 / 9	89

31 KARINIAUSKAS Vaidas



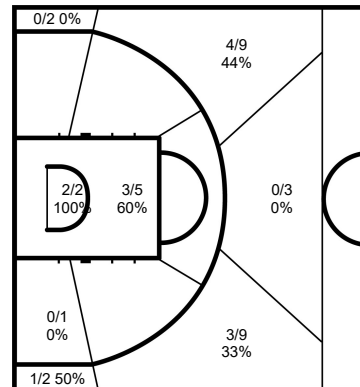
	M / A	%
Field Goals	9 / 18	50
2 Points	6 / 11	55
3 Points	3 / 7	43
Free Throws	7 / 8	88

33 DIMSA Tomas



	M / A	%
Field Goals	22 / 46	48
2 Points	9 / 11	82
3 Points	13 / 35	37
Free Throws	7 / 9	78

91 SIRVYDIS Deividas



	M / A	%
Field Goals	13 / 33	39
2 Points	5 / 8	63
3 Points	8 / 25	32
Free Throws		

Legend:

%	Shooting Percentage	(C)	Captain	+/-	Plus-Minus	Agn.	Against	AS	Assists
BS	Blocked Shots	DR	Defensive Rebounds	FD	Fouls Drawn	GP	Games Played	M / A	Made / Attempts
MPG	Minutes Played per Game	No.	Uniform Number	OR	Offensive Rebounds	PF	Fouls	PPG	Points per Game
PTS	Points	ST	Steals	TO	Turnovers	TOT	Total Rebounds		

WORLD CUP.BASKETBALL

GLOBAL PARTNERS

