

Cumulative Statistics

GER - Germany

After 8 games

Player Totals

No.	Name	GP	Time Played	Field Goals		2 Points		3 Points		Free Throws		Rebounds			AS	TO	ST	BS	PF	FD	+/-	PTS
				M / A	%	M / A	%	M / A	%	M / A	%	OR	DR	TOT								
0	BONGA Isaac	8	2:41:29	23/41	56	14/20	70	9/21	43	7/7	100	5	13	18	11	6	4	3	21	7	34	62
4	LO Maodo	8	2:10:26	19/43	44	5/11	45	14/32	44	1/2	50	7	7	7	20	11	5		12	10	66	53
5	GIFFEY Niels	7	1:12:38	8/19	42	3/7	43	5/12	42	1/2	50	2	4	6	5	1	2		8	1	38	22
7	VOIGTMANN Johannes	8	2:42:27	17/29	59	13/19	68	4/10	40	5/7	71	13	37	50	24	9	7	4	15	7	64	43
9	WAGNER Franz	4	1:58:22	21/49	43	15/25	60	6/24	25	19/22	86	7	19	26	12	10	5		8	16	34	67
10	THEIS Daniel	8	2:54:04	38/64	59	37/54	69	1/10	10	10/17	59	14	29	43	15	9	6	5	15	18	44	87
13	WAGNER Moritz	8	2:20:40	32/53	60	24/36	67	8/17	47	23/31	74	11	27	38	11	9	8	1	17	23	70	95
17	SCHRODER Dennis (C)	8	3:48:55	54/124	44	36/69	52	18/55	33	27/32	84	2	14	16	49	16	11	3	17	35	64	153
21	HOLLATZ Justus	6	57:32	5/13	38	3/9	33	2/4	50			4	6	10	6	3	3		9	2	44	12
32	THIEMANN Johannes	8	2:27:45	22/29	76	18/19	95	4/10	40	8/9	89	8	26	34	9	5	8	1	12	7	36	56
42	OBST Andreas	8	3:09:02	26/54	48	9/16	56	17/38	45	14/17	82	2	11	13	16	5	3		12	11	64	83
44	KRAMER David	4	16:40	3/6	50			3/6	50	2/2	100	1	3	4	2		3		2	2	7	11
Team / Coach				15 9 24 6																		
Totals				268/524	51	177/285	62	91/239	38	117/148	79	84	205	289	180	90	65	17	148	139	113	744
Opponents				227/497	46	153/265	58	74/232	32	103/133	77	67	178	245	150	106	47	23	143	145	-113	631

Team Totals

	GER	Opponents
Points from Turnovers	150	92
Points in the Paint	310 (155/235) 66%	266 (133/218) 61%
Second Chance Points	121	70
Fast Break Points	94	102
Bench Points	279	245

Player Averages

No.	Name	GP	MPG	Field Goals		2 Points		3 Points		Free Throws		Rebounds			AS	TO	ST	BS	PF	FD	+/-	PPG
				M / A	%	M / A	%	M / A	%	M / A	%	OR	DR	TOT								
0	BONGA Isaac	8	20:11	2.9/5.1	56	1.8/2.5	70	1.1/2.6	43	0.9/0.9	100	0.6	1.6	2.3	1.4	0.8	0.5	0.4	2.6	0.9	4.3	7.8
4	LO Maodo	8	16:18	2.4/5.4	44	0.6/1.4	45	1.8/4.0	44	0.1/0.3	50		0.9	0.9	2.5	1.4	0.6		1.5	1.3	8.3	6.6
5	GIFFEY Niels	7	10:22	1.1/2.7	42	0.4/1.0	43	0.7/1.7	42	0.1/0.3	50	0.3	0.6	0.9	0.7	0.1	0.3		1.1	0.1	5.4	3.1
7	VOIGTMANN Johannes	8	20:18	2.1/3.6	59	1.6/2.4	68	0.5/1.3	40	0.6/0.9	71	1.6	4.6	6.3	3.0	1.1	0.9	0.5	1.9	0.9	8.0	5.4
9	WAGNER Franz	4	29:35	5.3/12.3	43	3.8/6.3	60	1.5/6.0	25	4.8/5.5	86	1.8	4.8	6.5	3.0	2.5	1.3		2.0	4.0	8.5	16.8
10	THEIS Daniel	8	21:45	4.8/8.0	59	4.6/6.8	69	0.1/1.3	10	1.3/2.1	59	1.8	3.6	5.4	1.9	1.1	0.8	0.6	1.9	2.3	5.5	10.9
13	WAGNER Moritz	8	17:35	4.0/6.6	60	3.0/4.5	67	1.0/2.1	47	2.9/3.9	74	1.4	3.4	4.8	1.4	1.1	1.0	0.1	2.1	2.9	8.8	11.9
17	SCHRODER Dennis (C)	8	28:36	6.8/15.5	44	4.5/8.6	52	2.3/6.9	33	3.4/4.0	84	0.3	1.8	2.0	6.1	2.0	1.4	0.4	2.1	4.4	8.0	19.1
21	HOLLATZ Justus	6	9:35	0.8/2.2	38	0.5/1.5	33	0.3/0.7	50			0.7	1.0	1.7	1.0	0.5	0.5		1.5	0.3	7.3	2.0
32	THIEMANN Johannes	8	18:28	2.8/3.6	76	2.3/2.4	95	0.5/1.3	40	1.0/1.1	89	1.0	3.3	4.3	1.1	0.6	1.0	0.1	1.5	0.9	4.5	7.0
42	OBST Andreas	8	23:37	3.3/6.8	48	1.1/2.0	56	2.1/4.8	45	1.8/2.1	82	0.3	1.4	1.6	2.0	0.6	0.4		1.5	1.4	8.0	10.4
44	KRAMER David	4	4:10	0.8/1.5	50			0.8/1.5	50	0.5/0.5	100	0.3	0.8	1.0	0.5		0.8		0.5	0.5	1.8	2.8
Team / Coach				1.9 1.1 3.0 0.8																		
Totals				33.5/65.5	51	22.1/35.6	62	11.4/29.9	38	14.6/18.5	79	10.5	25.6	36.1	22.5	11.3	8.1	2.1	18.5	17.4	14.1	93.0
Opponents				28.4/62.1	46	19.1/33.1	58	9.3/29.0	32	12.9/16.6	77	8.4	22.3	30.6	18.8	13.3	5.9	2.9	17.9	18.1	-14.1	78.9

Team Averages

	GER	Opponents
Points from Turnovers	18.8	11.5
Points in the Paint	38.8	33.3
Second Chance Points	15.1	8.8
Fast Break Points	11.8	12.8
Bench Points	34.9	30.6

GLOBAL PARTNERS



Cumulative Statistics

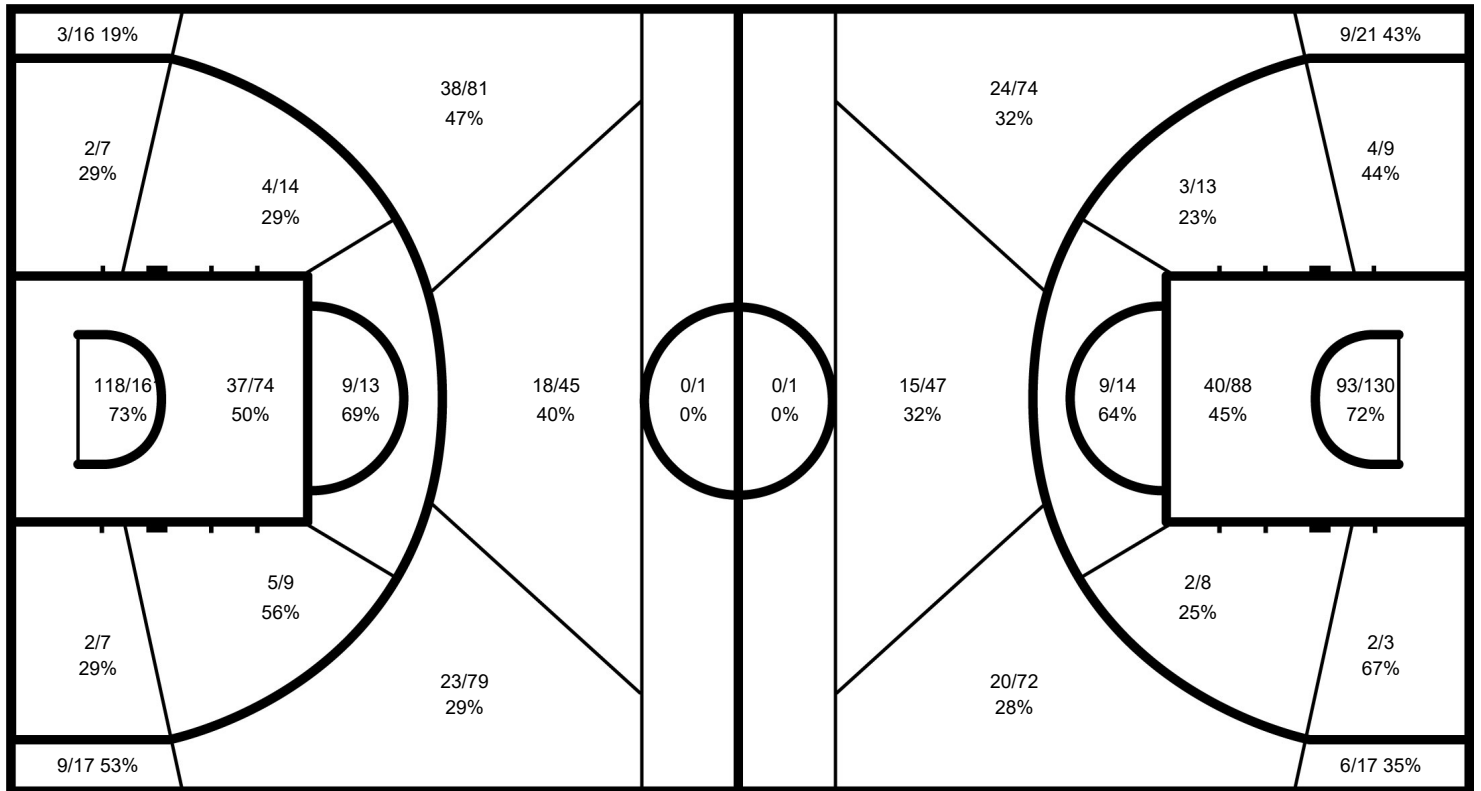
GER - Germany

After 8 games

Phase	GER Played	Score		Field Goals			2 Points		3 Points		Free Throws		Rebounds			AS	TO	ST	BS	PF	FD
				M / A	%	M / A	%	M / A	%	M / A	%	OR	DR	TOT							
Group Phase - 1st Round - Group E	JPN	81-63	For	34/72	47	28/39	72	6/33	18	7/9	78	11	36	47	21	10	7	4	12	16	
			Agn.	23/65	35	17/30	57	6/35	17	11/17	65	8	28	36	17	13	5	3	16	12	
Group Phase - 1st Round - Group E	AUS	85-82	For	31/61	51	20/31	65	11/30	37	12/15	80	6	21	27	18	13	9	3	19	16	
			Agn.	32/59	54	23/40	58	9/19	47	9/16	56	8	24	32	18	13	4	3	16	19	
Group Phase - 1st Round - Group E	FIN	101-75	For	39/68	57	28/36	78	11/32	34	12/16	75	12	21	33	29	9	13	1	16	13	
			Agn.	28/58	48	17/26	65	11/32	34	8/8	100	9	15	24	20	18	5	3	13	16	
Group Phase - 2nd Round - Group K	GEO	100-73	For	33/63	52	13/28	46	20/35	57	14/25	56	9	27	36	33	12	10	2	22	20	
			Agn.	26/62	42	19/36	53	7/26	27	14/18	78	9	24	33	18	18	5	3	20	20	
Group Phase - 2nd Round - Group K	SLO	100-71	For	35/64	55	20/33	61	15/31	48	15/17	88	9	30	39	26	14	9	3	20	17	
			Agn.	25/61	41	18/29	62	7/32	22	14/21	67	8	20	28	19	13	8	1	20	20	
Quarter-Finals	LAT	81-79	For	28/70	40	20/44	45	8/26	31	17/19	89	14	28	42	10	8	7		17	19	
			Agn.	29/65	45	16/31	52	13/34	38	8/10	80	6	29	35	19	10	5	3	19	16	
Semi-Finals	USA	113-111	For	41/71	58	28/41	68	13/30	43	18/22	82	12	18	30	30	10	5	3	21	17	
			Agn.	38/65	58	26/40	65	12/25	48	23/24	96	7	21	28	25	9	6	5	17	21	
Final	SRB	83-77	For	27/55	49	20/33	61	7/22	32	22/25	88	11	24	35	13	14	5	1	21	21	
			Agn.	26/62	42	17/33	52	9/29	31	16/19	84	12	17	29	14	12	9	2	22	21	

GER - Germany

Opponents



GER

	M / A	%
Field Goals	268 / 524	51
2 Points	177 / 285	62
3 Points	91 / 239	38
Free Throws	117 / 148	79

Opponents

%	M / A	
46	227 / 497	Field Goals
58	153 / 265	2 Points
32	74 / 232	3 Points
77	103 / 133	Free Throws

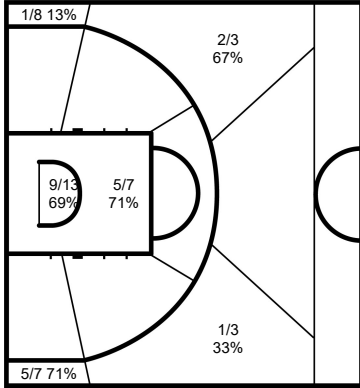
GLOBAL PARTNERS





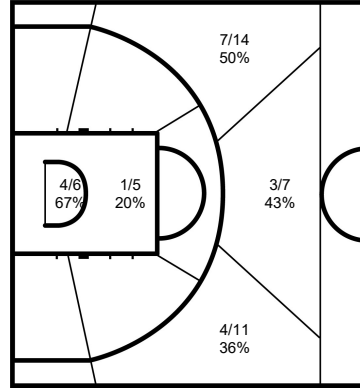
Cumulative Statistics
GER - Germany
After 8 games

0 BONGA Isaac



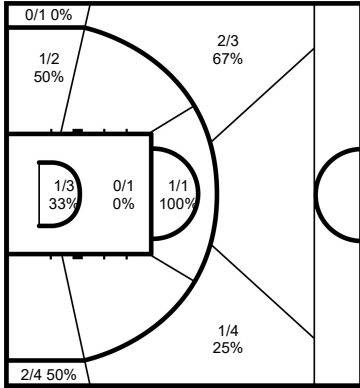
	M / A	%
Field Goals	23 / 41	56
2 Points	14 / 20	70
3 Points	9 / 21	43
Free Throws	7 / 7	100

4 LO Maodo



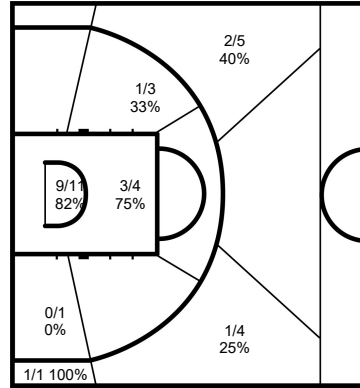
	M / A	%
Field Goals	19 / 43	44
2 Points	5 / 11	45
3 Points	14 / 32	44
Free Throws	1 / 2	50

5 GIFFEY Niels



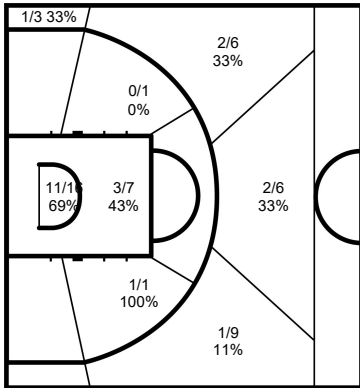
	M / A	%
Field Goals	8 / 19	42
2 Points	3 / 7	43
3 Points	5 / 12	42
Free Throws	1 / 2	50

7 VOIGTMANN Johannes



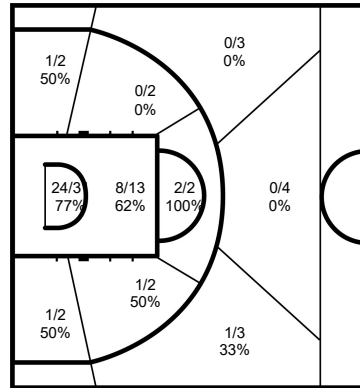
	M / A	%
Field Goals	17 / 29	59
2 Points	13 / 19	68
3 Points	4 / 10	40
Free Throws	5 / 7	71

9 WAGNER Franz



	M / A	%
Field Goals	21 / 49	43
2 Points	15 / 25	60
3 Points	6 / 24	25
Free Throws	19 / 22	86

10 THEIS Daniel



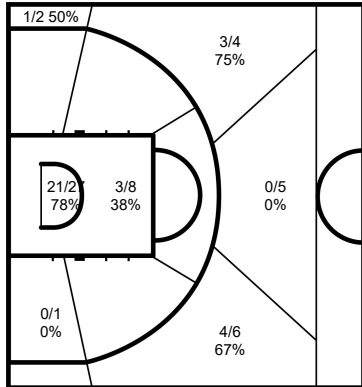
	M / A	%
Field Goals	38 / 64	59
2 Points	37 / 54	69
3 Points	1 / 10	10
Free Throws	10 / 17	59

GLOBAL PARTNERS



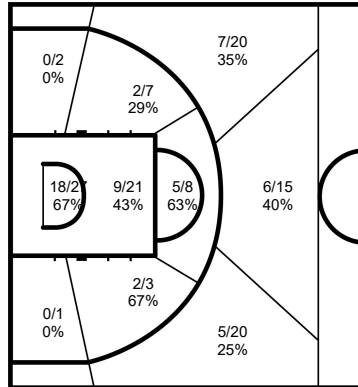
Cumulative Statistics
GER - Germany
After 8 games

13 WAGNER Moritz



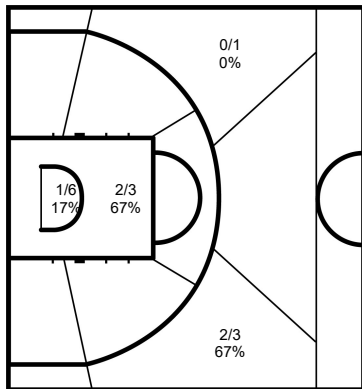
	M / A	%
Field Goals	32 / 53	60
2 Points	24 / 36	67
3 Points	8 / 17	47
Free Throws	23 / 31	74

17 SCHRODER Dennis



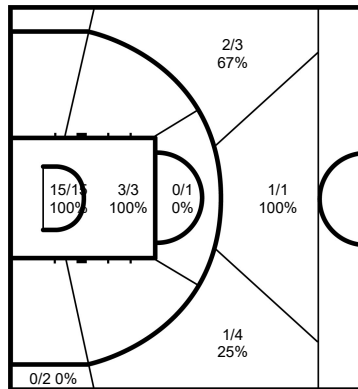
	M / A	%
Field Goals	54 / 124	44
2 Points	36 / 69	52
3 Points	18 / 55	33
Free Throws	27 / 32	84

21 HOLLATZ Justus



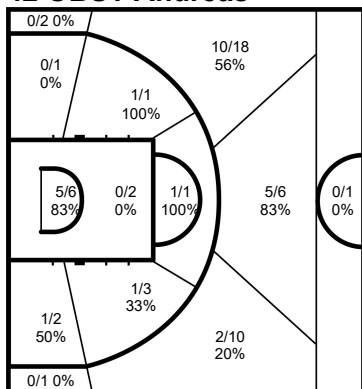
	M / A	%
Field Goals	5 / 13	38
2 Points	3 / 9	33
3 Points	2 / 4	50
Free Throws		

32 THIEMANN Johannes



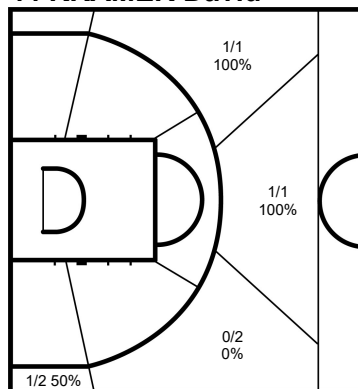
	M / A	%
Field Goals	22 / 29	76
2 Points	18 / 19	95
3 Points	4 / 10	40
Free Throws	8 / 9	89

42 OBST Andreas



	M / A	%
Field Goals	26 / 54	48
2 Points	9 / 16	56
3 Points	17 / 38	45
Free Throws	14 / 17	82

44 KRAMER David



	M / A	%
Field Goals	3 / 6	50
2 Points		
3 Points	3 / 6	50
Free Throws	2 / 2	100

Legend:			
%	Shooting Percentage	(C)	Captain
BS	Blocked Shots	DR	Defensive Rebounds
MPG	Minutes Played per Game	No.	Uniform Number
PTS	Points	ST	Steals
+/-	Plus-Minus	FD	Fouls Drawn
OR	Offensive Rebounds	GP	Games Played
PF	Fouls	PF	Fouls
TOT	Total Rebounds	TOT	Total Rebounds
AS	Assists	M / A	Made / Attempts
PPG	Points per Game		

GLOBAL PARTNERS

