

## Cumulative Statistics

SRB - Serbia

After 8 games

Player Totals

No.	Name	GP	Time Played	Field Goals		2 Points		3 Points		Free Throws		Rebounds			AS	TO	ST	BS	PF	FD	+/-	PTS
				M / A	%	M / A	%	M / A	%	M / A	%	OR	DR	TOT								
3	PETRUSEV Filip	6	1:22:54	19/26	73	16/21	76	3/5	60	8/10	80	6	15	21	5	5	1	3	10	10	39	49
5	JOVIC Nikola	8	3:11:18	30/53	57	19/27	70	11/26	42	10/13	77	5	19	24	21	8	3	1	13	19	73	81
7	BOGDANOVIC Bogdan (C)	8	3:42:19	51/97	53	29/45	64	22/52	42	29/34	85	6	20	26	37	12	17	3	15	29	92	153
9	MARINKOVIC Vanja	8	2:08:06	20/42	48	6/11	55	14/31	45	8/9	89	2	8	10	4	1	5	1	12	5	99	62
13	DOBRIC Ognjen	8	2:43:00	25/57	44	20/31	65	5/26	19	12/15	80	5	11	16	6	7	8	2	12	14	61	67
14	RISTIC Dusan	5	43:33	10/15	67	5/9	56	5/6	83	2/6	33	3	12	15		6	1	1	4	4	17	27
23	GUDURIC Marko	8	2:16:54	20/33	61	13/16	81	7/17	41	19/22	86	1	16	17	26	12	3	1	18	21	36	66
24	JOVIC Stefan	8	2:52:37	19/42	45	14/24	58	5/18	28	4/7	57	2	14	16	45	11	9		16	6	76	47
27	DAVIDOVAC Dejan	8	2:02:29	12/23	52	9/12	75	3/11	27	3/8	38	6	15	21	11	4	10	3	13	10	88	30
28	SIMANIC Borisa	3	19:37	1/2	50	1/1	100	0/1	0	1/2	50	1	2	3	1			1	1	1	7	3
30	AVRAMOVIC Aleksa	7	2:01:21	26/52	50	21/33	64	5/19	26	22/25	88	2	8	10	15	5	11	2	11	20	52	79
33	MILUTINOV Nikola	8	3:15:52	37/56	66	37/56	66			23/29	79	19	48	67	18	11	5	5	14	30	80	97
Team / Coach				11 16 27 12 2																		
<b>Totals</b>				270/498	54	190/286	66	80/212	38	141/180	78	69	204	273	189	94	73	23	141	169	144	761
<b>Opponents</b>				214/492	43	130/265	49	84/227	37	105/133	79	75	166	241	148	127	46	12	174	135	-144	617

### Team Totals

	SRB	Opponents
Points from Turnovers	177	113
Points in the Paint	356 (178/253) 70%	216 (108/205) 53%
Second Chance Points	87	70
Fast Break Points	158	78
Bench Points	309	184

### Player Averages

No.	Name	GP	MPG	Field Goals		2 Points		3 Points		Free Throws		Rebounds			AS	TO	ST	BS	PF	FD	+/-	PPG
				M / A	%	M / A	%	M / A	%	M / A	%	OR	DR	TOT								
3	PETRUSEV Filip	6	13:49	3.2/4.3	73	2.7/3.5	76	0.5/0.8	60	1.3/1.7	80	1.0	2.5	3.5	0.8	0.8	0.2	0.5	1.7	1.7	6.5	8.2
5	JOVIC Nikola	8	23:54	3.8/6.6	57	2.4/3.4	70	1.4/3.3	42	1.3/1.6	77	0.6	2.4	3.0	2.6	1.0	0.4	0.1	1.6	2.4	9.1	10.1
7	BOGDANOVIC Bogdan (C)	8	27:47	6.4/12.1	53	3.6/5.6	64	2.8/6.5	42	3.6/4.3	85	0.8	2.5	3.3	4.6	1.5	2.1	0.4	1.9	3.6	11.5	19.1
9	MARINKOVIC Vanja	8	16:00	2.5/5.3	48	0.8/1.4	55	1.8/3.9	45	1.0/1.1	89	0.3	1.0	1.3	0.5	0.1	0.6	0.1	1.5	0.6	12.4	7.8
13	DOBRIC Ognjen	8	20:22	3.1/7.1	44	2.5/3.9	65	0.6/3.3	19	1.5/1.9	80	0.6	1.4	2.0	0.8	0.9	1.0	0.3	1.5	1.8	7.6	8.4
14	RISTIC Dusan	5	8:42	2.0/3.0	67	1.0/1.8	56	1.0/1.2	83	0.4/1.2	33	0.6	2.4	3.0		1.2	0.2	0.2	0.8	0.8	3.4	5.4
23	GUDURIC Marko	8	17:06	2.5/4.1	61	1.6/2.0	81	0.9/2.1	41	2.4/2.8	86	0.1	2.0	2.1	3.3	1.5	0.4	0.1	2.3	2.6	4.5	8.3
24	JOVIC Stefan	8	21:34	2.4/5.3	45	1.8/3.0	58	0.6/2.3	28	0.5/0.9	57	0.3	1.8	2.0	5.6	1.4	1.1		2.0	0.8	9.5	5.9
27	DAVIDOVAC Dejan	8	15:18	1.5/2.9	52	1.1/1.5	75	0.4/1.4	27	0.4/1.0	38	0.8	1.9	2.6	1.4	0.5	1.3	0.4	1.6	1.3	11.0	3.8
28	SIMANIC Borisa	3	6:32	0.3/0.7	50	0.3/0.3	100	0.0/0.3	0	0.3/0.7	50	0.3	0.7	1.0	0.3			0.3	0.3	0.3	2.3	1.0
30	AVRAMOVIC Aleksa	7	17:20	3.7/7.4	50	3.0/4.7	64	0.7/2.7	26	3.1/3.6	88	0.3	1.1	1.4	2.1	0.7	1.6	0.3	1.6	2.9	7.4	11.3
33	MILUTINOV Nikola	8	24:29	4.6/7.0	66	4.6/7.0	66			2.9/3.6	79	2.4	6.0	8.4	2.3	1.4	0.6	0.6	1.8	3.8	10.0	12.1
Team / Coach				1.4 2.0 3.4 1.5 2																		
<b>Totals</b>				33.8/62.3	54	23.8/35.8	66	10.0/26.5	38	17.6/22.5	78	8.6	25.5	34.1	23.6	11.8	9.1	2.9	17.6	21.1	18.0	95.1
<b>Opponents</b>				26.8/61.5	43	16.3/33.1	49	10.5/28.4	37	13.1/16.6	79	9.4	20.8	30.1	18.5	15.9	5.8	1.5	21.8	16.9	-18.0	77.1

### Team Averages

	SRB	Opponents
Points from Turnovers	22.1	14.1
Points in the Paint	44.5	27.0
Second Chance Points	10.9	8.8
Fast Break Points	19.8	9.8
Bench Points	38.6	23.0

### GLOBAL PARTNERS

## Cumulative Statistics

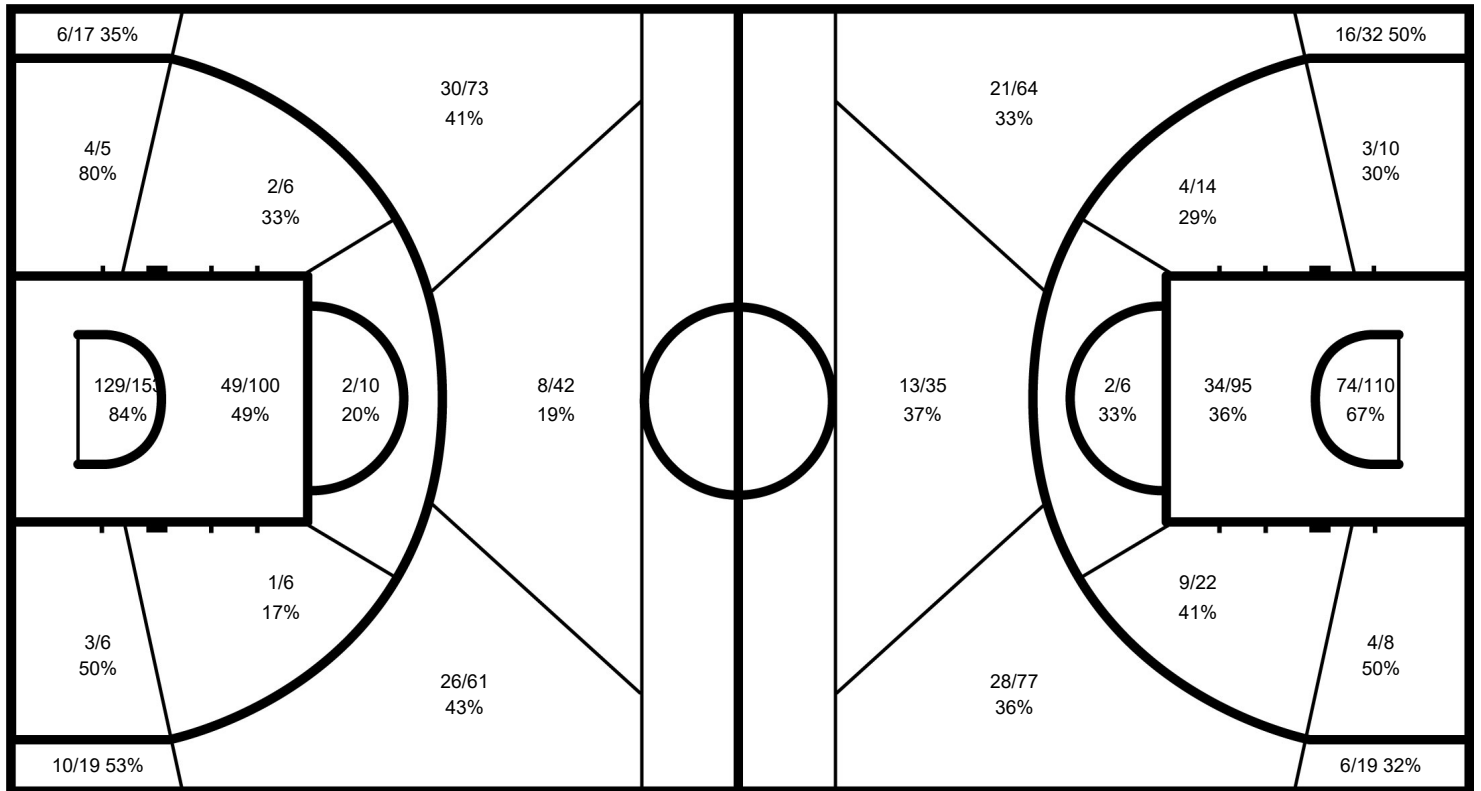
### SRB - Serbia

#### After 8 games

Phase	SRB Played	Score		Field Goals		2 Points		3 Points		Free Throws		Rebounds			AS	TO	ST	BS	PF	FD
				M / A	%	M / A	%	M / A	%	M / A	%	OR	DR	TOT						
Group Phase - 1st Round - Group B	CHN	105-63	For	34/59	58	21/31	68	13/28	46	24/28	86	6	27	33	30	12	14	4	12	20
			Agn.	24/63	38	16/34	47	8/29	28	7/12	58	11	22	33	17	21	8	1	20	12
Group Phase - 1st Round - Group B	PUR	94-77	For	35/67	52	27/42	64	8/25	32	16/21	76	9	32	41	25	13	8	3	14	19
			Agn.	27/74	36	12/36	33	15/38	39	8/9	89	14	23	37	21	15	6	1	20	14
Group Phase - 1st Round - Group B	SSD	115-83	For	42/68	62	25/36	69	17/32	53	14/17	82	9	29	38	34	9	7	4	16	21
			Agn.	30/65	46	17/32	53	13/33	39	10/16	63	8	17	25	22	13	7	2	22	15
Group Phase - 2nd Round - Group I	ITA	76-78	For	21/58	36	14/27	52	7/31	23	27/32	84	9	25	34	15	11	7	4	19	27
			Agn.	28/60	47	17/39	44	11/21	52	11/15	73	8	28	36	19	15	3	1	27	19
Group Phase - 2nd Round - Group I	DOM	112-79	For	43/66	65	35/41	85	8/25	32	18/25	72	5	27	32	30	12	11	3	15	19
			Agn.	27/63	43	16/34	47	11/29	38	14/14	100	8	17	25	17	21	5	2	20	14
Quarter-Finals	LTU	87-68	For	33/60	55	24/38	63	9/22	41	12/18	67	9	24	33	23	8	9	1	21	18
			Agn.	24/56	43	15/28	54	9/28	32	11/15	73	8	20	28	21	15	3	2	19	19
Semi-Finals	CAN	95-86	For	36/58	62	27/38	71	9/20	45	14/20	70	10	23	33	18	17	8	2	22	24
			Agn.	27/56	48	17/29	59	10/27	37	22/27	81	7	15	22	18	13	9	2	25	21
Final	GER	77-83	For	26/62	42	17/33	52	9/29	31	16/19	84	12	17	29	14	12	9	2	22	21
			Agn.	27/55	49	20/33	61	7/22	32	22/25	88	11	24	35	13	14	5	1	21	21

SRB - Serbia

Opponents



SRB

	M / A	%
Field Goals	270 / 498	54
2 Points	190 / 286	66
3 Points	80 / 212	38
Free Throws	141 / 180	78

Opponents

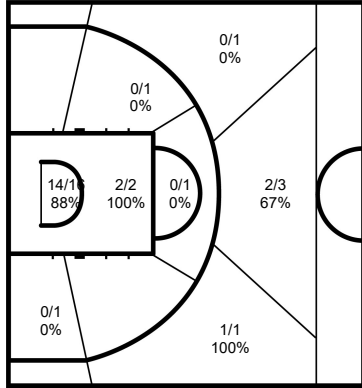
%	M / A	
43	214 / 492	Field Goals
49	130 / 265	2 Points
37	84 / 227	3 Points
79	105 / 133	Free Throws

GLOBAL PARTNERS



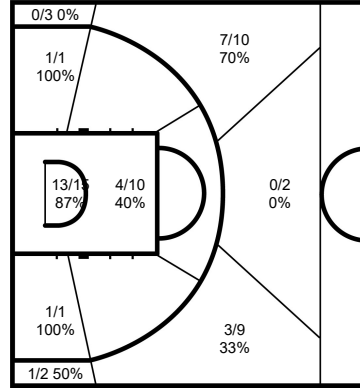
**Cumulative Statistics**  
**SRB - Serbia**  
 After 8 games

**3 PETRUSEV Filip**



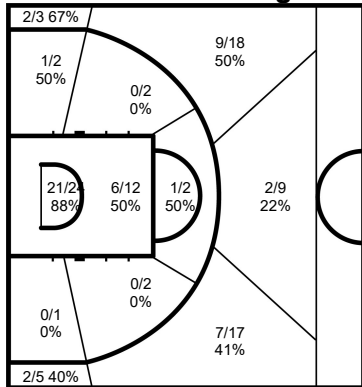
	M / A	%
Field Goals	19 / 26	73
2 Points	16 / 21	76
3 Points	3 / 5	60
Free Throws	8 / 10	80

**5 JOVIC Nikola**



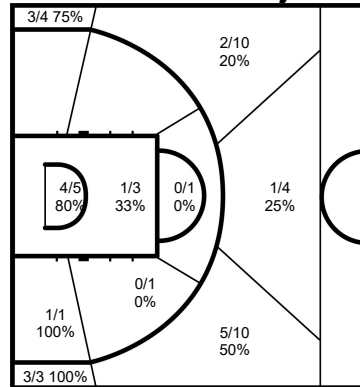
	M / A	%
Field Goals	30 / 53	57
2 Points	19 / 27	70
3 Points	11 / 26	42
Free Throws	10 / 13	77

**7 BOGDANOVIC Bogdan**



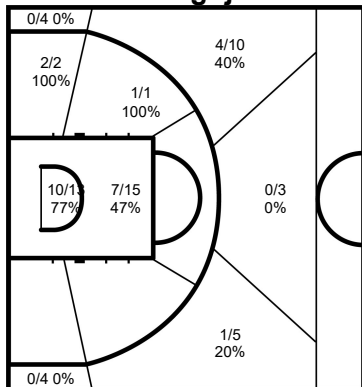
	M / A	%
Field Goals	51 / 97	53
2 Points	29 / 45	64
3 Points	22 / 52	42
Free Throws	29 / 34	85

**9 MARINKOVIC Vanja**



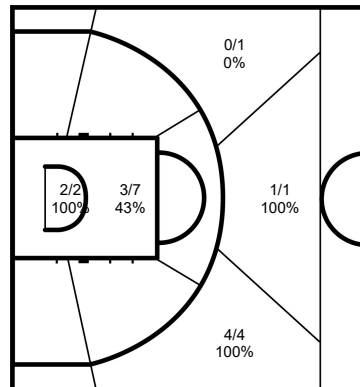
	M / A	%
Field Goals	20 / 42	48
2 Points	6 / 11	55
3 Points	14 / 31	45
Free Throws	8 / 9	89

**13 DOBRIC Ognjen**



	M / A	%
Field Goals	25 / 57	44
2 Points	20 / 31	65
3 Points	5 / 26	19
Free Throws	12 / 15	80

**14 RISTIC Dusan**



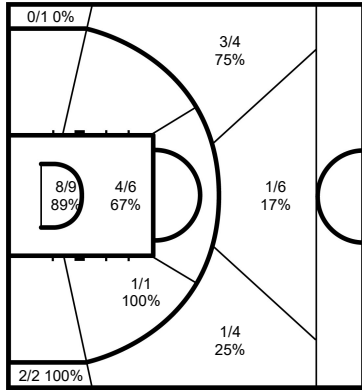
	M / A	%
Field Goals	10 / 15	67
2 Points	5 / 9	56
3 Points	5 / 6	83
Free Throws	2 / 6	33

GLOBAL PARTNERS



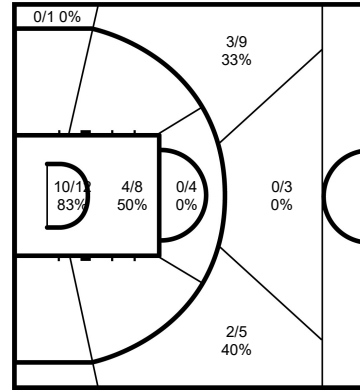
**Cumulative Statistics**  
**SRB - Serbia**  
After 8 games

**23 GUDURIC Marko**



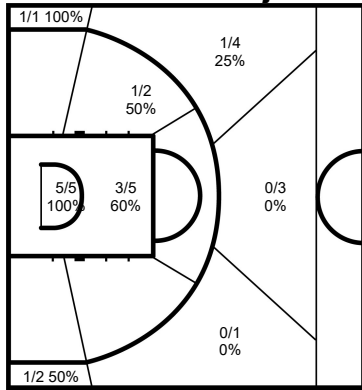
	M / A	%
Field Goals	20 / 33	61
2 Points	13 / 16	81
3 Points	7 / 17	41
Free Throws	19 / 22	86

**24 JOVIC Stefan**



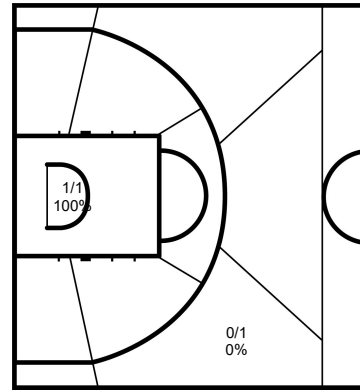
	M / A	%
Field Goals	19 / 42	45
2 Points	14 / 24	58
3 Points	5 / 18	28
Free Throws	4 / 7	57

**27 DAVIDOVAC Dejan**



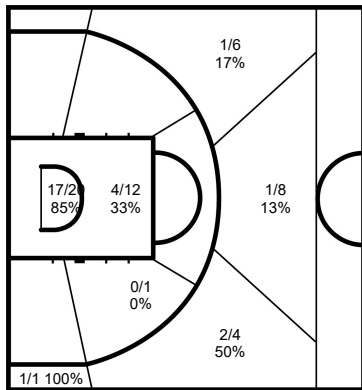
	M / A	%
Field Goals	12 / 23	52
2 Points	9 / 12	75
3 Points	3 / 11	27
Free Throws	3 / 8	38

**28 SIMANIC Borisa**



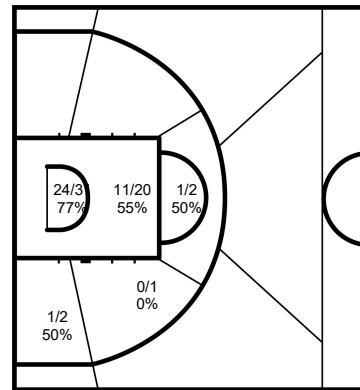
	M / A	%
Field Goals	1 / 2	50
2 Points	1 / 1	100
3 Points	0 / 1	0
Free Throws	1 / 2	50

**30 AVRAMOVIC Aleksa**



	M / A	%
Field Goals	26 / 52	50
2 Points	21 / 33	64
3 Points	5 / 19	26
Free Throws	22 / 25	88

**33 MILUTINOV Nikola**



	M / A	%
Field Goals	37 / 56	66
2 Points	37 / 56	66
3 Points		
Free Throws	23 / 29	79

Legend:			
%	Shooting Percentage	(C)	Captain
BS	Blocked Shots	DR	Defensive Rebounds
MPG	Minutes Played per Game	No.	Uniform Number
PTS	Points	ST	Steals
+/-	Plus-Minus	FD	Fouls Drawn
OR	Offensive Rebounds	GP	Games Played
TOT	Turnovers	PF	Fouls
Agn.	Against	TOT	Total Rebounds
AS	Assists	M / A	Made / Attempts
PPG	Points per Game		

GLOBAL PARTNERS

