



FIBA EuroBasket 2025 Pre-Qualifiers 2023

Venue: Pavilhão Multiusos de Odivelas
 Game Date: SUN 28 AUG 2022
 Game Time: 17:00

Game No: F/3
 Attendance: 2 500
 Game Duration: 01:45

Shot Chart

POR 102 vs 69 CYP

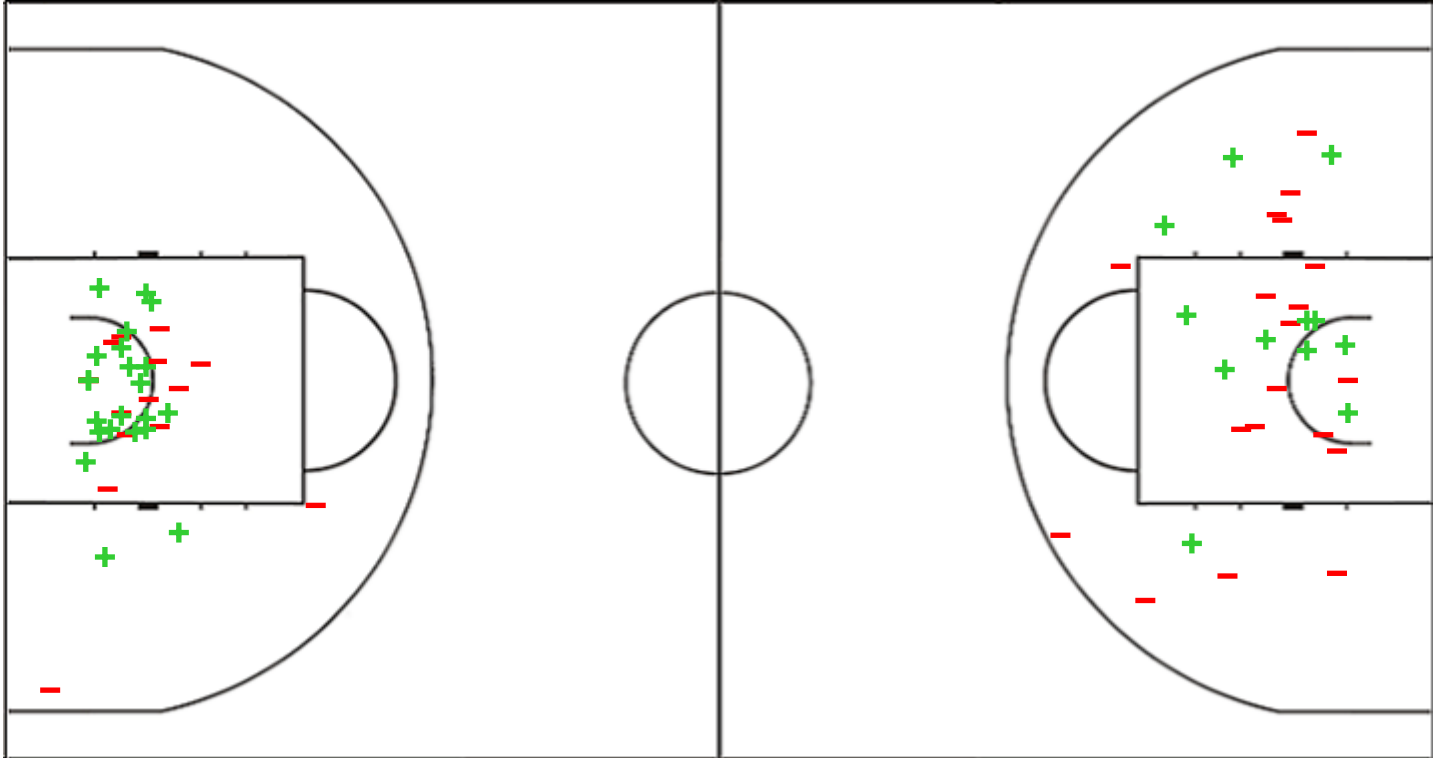
(35-17, 23-22, 23-18, 21-12)

Scoring by 5 min intervals:

| | Q1 | | Q2 | | Q3 | | Q4 | |
|------------|----|----|----|----|----|----|----|-----|
| POR | 15 | 35 | 45 | 58 | 69 | 81 | 90 | 102 |
| CYP | 5 | 17 | 33 | 39 | 46 | 57 | 64 | 69 |

POR - Portugal

CYP - Cyprus



| POR | M / A | % |
|-------------|---------|----|
| Fied Goals | 37 / 71 | 52 |
| 2 Points | 23 / 41 | 56 |
| 3 Points | 14 / 30 | 47 |
| Free Throws | 14 / 21 | 67 |

| % | M / A | CYP |
|----|---------|-------------|
| 39 | 23 / 59 | Fied Goals |
| 39 | 12 / 31 | 2 Points |
| 39 | 11 / 28 | 3 Points |
| 71 | 12 / 17 | Free Throws |



FIBA EuroBasket 2025 Pre-Qualifiers 2023

Venue: Pavilhão Multiusos de Odivelas
 Game Date: SUN 28 AUG 2022
 Game Time: 17:00

Game No: F/3
 Attendance: 2 500
 Game Duration: 01:45

Shot Chart

POR 102 vs 69 CYP

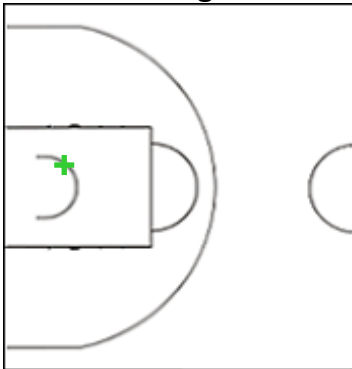
(35-17, 23-22, 23-18, 21-12)

Scoring by 5 min intervals:

| | Q1 | | Q2 | | Q3 | | Q4 | |
|------------|----|----|----|----|----|----|----|-----|
| POR | 15 | 35 | 45 | 58 | 69 | 81 | 90 | 102 |
| CYP | 5 | 17 | 33 | 39 | 46 | 57 | 64 | 69 |

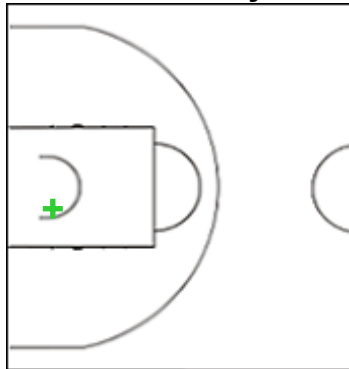
POR - Portugal

0 BRITO Diogo



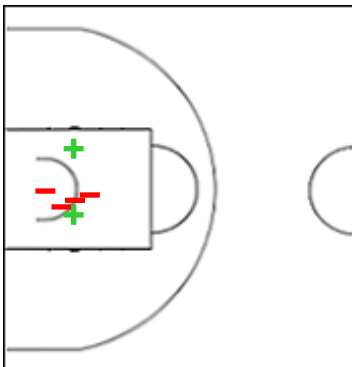
| | M / A | % |
|-------------|-------|-----|
| Fied Goals | 3 / 8 | 38 |
| 2 Points | 1 / 1 | 100 |
| 3 Points | 2 / 7 | 29 |
| Free Throws | 2 / 4 | 50 |

2 VOYTSO Vladyslav



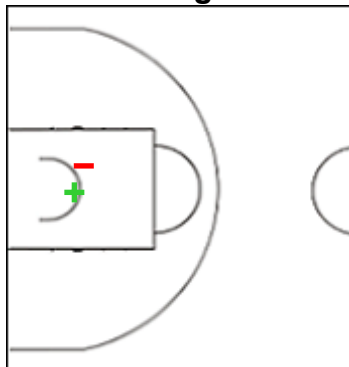
| | M / A | % |
|-------------|-------|-----|
| Fied Goals | 1 / 2 | 50 |
| 2 Points | 1 / 1 | 100 |
| 3 Points | 0 / 1 | 0 |
| Free Throws | 0 / 0 | 0 |

5 WILLIAMS Travante



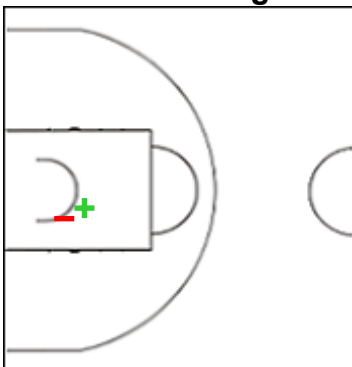
| | M / A | % |
|-------------|--------|----|
| Fied Goals | 4 / 10 | 40 |
| 2 Points | 2 / 6 | 33 |
| 3 Points | 2 / 4 | 50 |
| Free Throws | 0 / 0 | 0 |

7 SILVA Sérgio



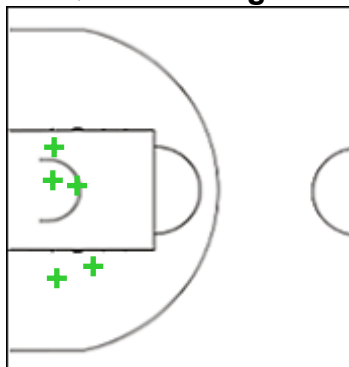
| | M / A | % |
|-------------|-------|----|
| Fied Goals | 2 / 4 | 50 |
| 2 Points | 1 / 2 | 50 |
| 3 Points | 1 / 2 | 50 |
| Free Throws | 0 / 0 | 0 |

9 VENTURA Diogo



| | M / A | % |
|-------------|-------|-----|
| Fied Goals | 4 / 5 | 80 |
| 2 Points | 1 / 2 | 50 |
| 3 Points | 3 / 3 | 100 |
| Free Throws | 0 / 0 | 0 |

11 QUEIROZ Miguel



| | M / A | % |
|-------------|-------|-----|
| Fied Goals | 5 / 6 | 83 |
| 2 Points | 5 / 5 | 100 |
| 3 Points | 0 / 1 | 0 |
| Free Throws | 1 / 1 | 100 |



FIBA EuroBasket 2025 Pre-Qualifiers 2023

Venue: Pavilhão Multiusos de Odivelas
 Game Date: SUN 28 AUG 2022
 Game Time: 17:00

Game No: F/3
 Attendance: 2 500
 Game Duration: 01:45

Shot Chart

POR 102 vs 69 CYP

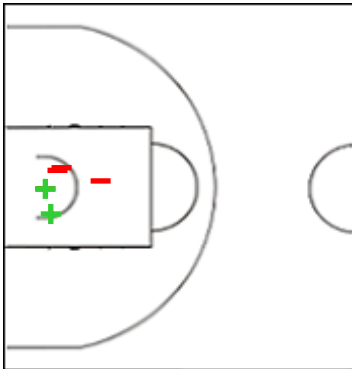
(35-17, 23-22, 23-18, 21-12)

Scoring by 5 min intervals:

| | Q1 | | Q2 | | Q3 | | Q4 | |
|------------|----|----|----|----|----|----|----|-----|
| POR | 15 | 35 | 45 | 58 | 69 | 81 | 90 | 102 |
| CYP | 5 | 17 | 33 | 39 | 46 | 57 | 64 | 69 |

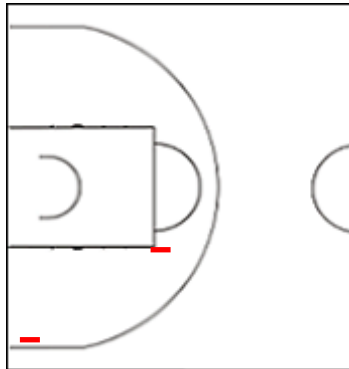
POR - Portugal

20 DELGADO Goncalo



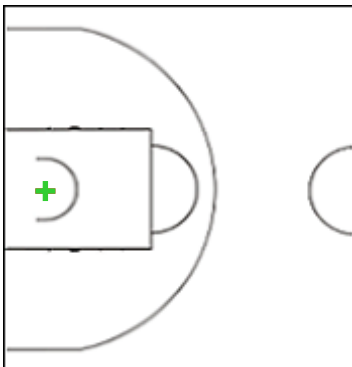
| | M / A | % |
|--------------------|-------|----|
| Fied Goals | 2 / 6 | 33 |
| 2 Points | 2 / 6 | 33 |
| 3 Points | 0 / 0 | 0 |
| Free Throws | 0 / 2 | 0 |

28 LISBOA Rafael



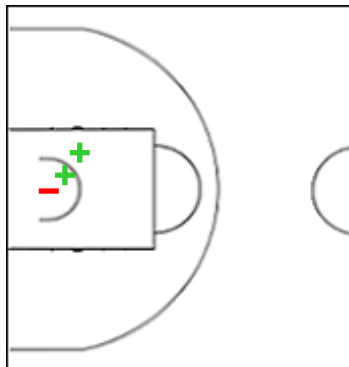
| | M / A | % |
|--------------------|-------|----|
| Fied Goals | 2 / 6 | 33 |
| 2 Points | 0 / 2 | 0 |
| 3 Points | 2 / 4 | 50 |
| Free Throws | 0 / 0 | 0 |

33 RELVAO Daniel



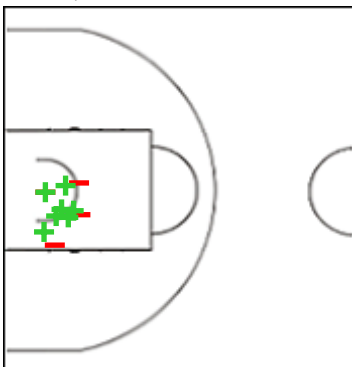
| | M / A | % |
|--------------------|-------|-----|
| Fied Goals | 1 / 3 | 33 |
| 2 Points | 1 / 2 | 50 |
| 3 Points | 0 / 1 | 0 |
| Free Throws | 6 / 6 | 100 |

67 AMIEL Francisco



| | M / A | % |
|--------------------|-------|-----|
| Fied Goals | 4 / 5 | 80 |
| 2 Points | 2 / 3 | 67 |
| 3 Points | 2 / 2 | 100 |
| Free Throws | 2 / 2 | 100 |

88 QUETA Neemias



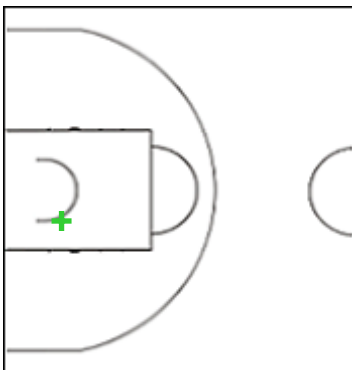
| | M / A | % |
|--------------------|--------|----|
| Fied Goals | 7 / 12 | 58 |
| 2 Points | 7 / 11 | 64 |
| 3 Points | 0 / 1 | 0 |
| Free Throws | 3 / 6 | 50 |

Shot Chart
POR 102 vs 69 CYP

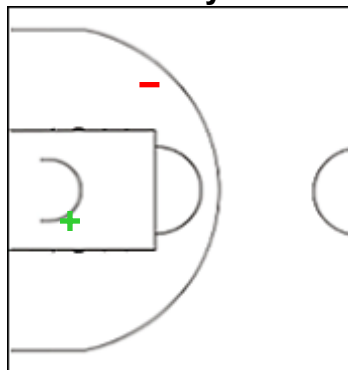
(35-17, 23-22, 23-18, 21-12)

Scoring by 5 min intervals:

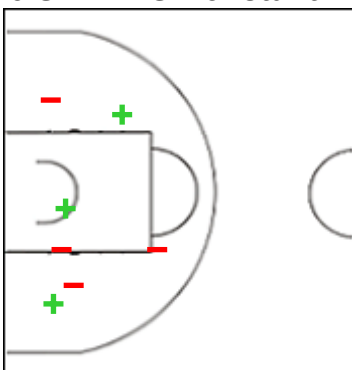
| | Q1 | | Q2 | | Q3 | | Q4 | |
|------------|----|----|----|----|----|----|----|-----|
| POR | 15 | 35 | 45 | 58 | 69 | 81 | 90 | 102 |
| CYP | 5 | 17 | 33 | 39 | 46 | 57 | 64 | 69 |

CYP - Cyprus
1 LOIZIDES Christos


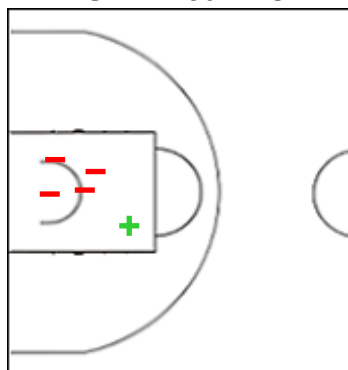
| | M / A | % |
|-------------|-------|-----|
| Fied Goals | 1 / 2 | 50 |
| 2 Points | 1 / 1 | 100 |
| 3 Points | 0 / 1 | 0 |
| Free Throws | 0 / 0 | 0 |

2 MUOSA Zayd


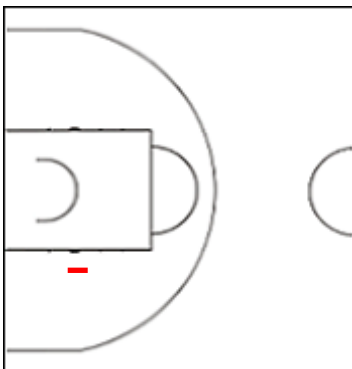
| | M / A | % |
|-------------|-------|-----|
| Fied Goals | 3 / 4 | 75 |
| 2 Points | 1 / 2 | 50 |
| 3 Points | 2 / 2 | 100 |
| Free Throws | 0 / 0 | 0 |

3 SIMITZIS Konstantinos


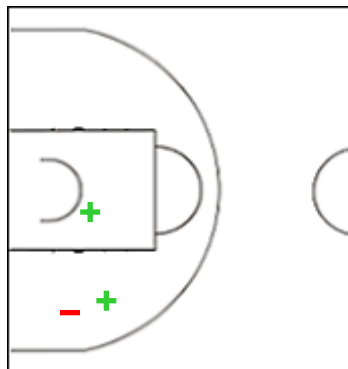
| | M / A | % |
|-------------|-------|----|
| Fied Goals | 4 / 9 | 44 |
| 2 Points | 3 / 7 | 43 |
| 3 Points | 1 / 2 | 50 |
| Free Throws | 2 / 4 | 50 |

4 PASIALI Ioannis


| | M / A | % |
|-------------|-------|----|
| Fied Goals | 1 / 5 | 20 |
| 2 Points | 1 / 5 | 20 |
| 3 Points | 0 / 0 | 0 |
| Free Throws | 0 / 0 | 0 |

6 ILIADIS Stefanos


| | M / A | % |
|-------------|-------|---|
| Fied Goals | 0 / 2 | 0 |
| 2 Points | 0 / 1 | 0 |
| 3 Points | 0 / 1 | 0 |
| Free Throws | 0 / 0 | 0 |

10 GIANNARAS Ioannis


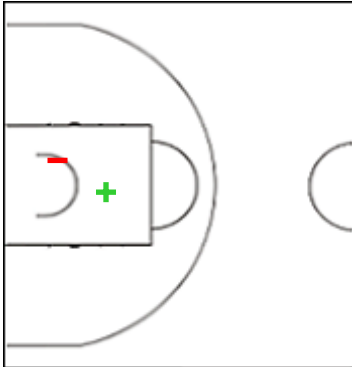
| | M / A | % |
|-------------|-------|-----|
| Fied Goals | 4 / 7 | 57 |
| 2 Points | 2 / 3 | 67 |
| 3 Points | 2 / 4 | 50 |
| Free Throws | 2 / 2 | 100 |

Shot Chart
POR 102 vs 69 CYP

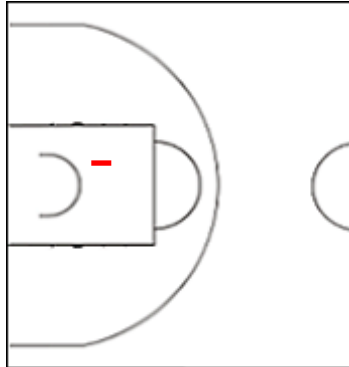
(35-17, 23-22, 23-18, 21-12)

Scoring by 5 min intervals:

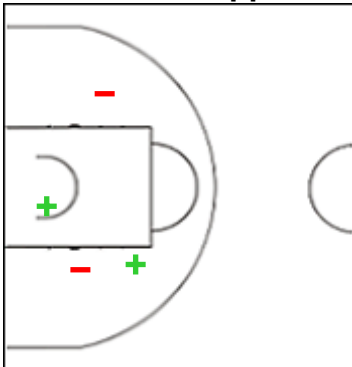
| | Q1 | | Q2 | | Q3 | | Q4 | |
|------------|----|----|----|----|----|----|----|-----|
| POR | 15 | 35 | 45 | 58 | 69 | 81 | 90 | 102 |
| CYP | 5 | 17 | 33 | 39 | 46 | 57 | 64 | 69 |

CYP - Cyprus
11 KOUMIS Michalis


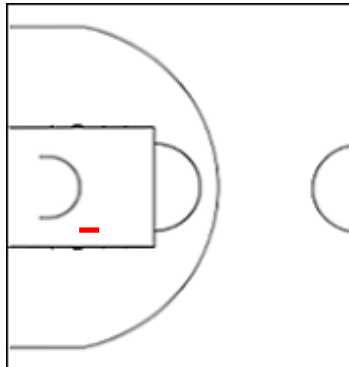
| | M / A | % |
|-------------|-------|----|
| Fied Goals | 1 / 2 | 50 |
| 2 Points | 1 / 2 | 50 |
| 3 Points | 0 / 0 | 0 |
| Free Throws | 0 / 0 | 0 |

12 MANTOVANI Roberto


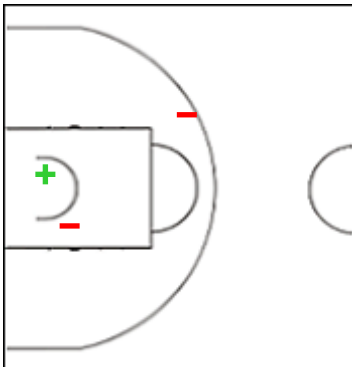
| | M / A | % |
|-------------|-------|---|
| Fied Goals | 0 / 2 | 0 |
| 2 Points | 0 / 1 | 0 |
| 3 Points | 0 / 1 | 0 |
| Free Throws | 0 / 0 | 0 |

13 TIGKAS Filippos


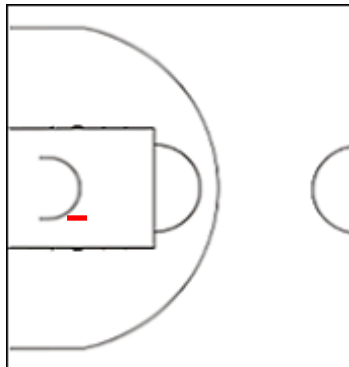
| | M / A | % |
|-------------|-------|----|
| Fied Goals | 5 / 8 | 63 |
| 2 Points | 2 / 4 | 50 |
| 3 Points | 3 / 4 | 75 |
| Free Throws | 7 / 9 | 78 |

16 STAVRINIDES Pavlos


| | M / A | % |
|-------------|-------|----|
| Fied Goals | 0 / 2 | 0 |
| 2 Points | 0 / 1 | 0 |
| 3 Points | 0 / 1 | 0 |
| Free Throws | 1 / 2 | 50 |

44 PANTELI Iakovos


| | M / A | % |
|-------------|-------|----|
| Fied Goals | 3 / 9 | 33 |
| 2 Points | 1 / 3 | 33 |
| 3 Points | 2 / 6 | 33 |
| Free Throws | 0 / 0 | 0 |

99 STYLIANOU Nikos


| | M / A | % |
|-------------|-------|----|
| Fied Goals | 1 / 7 | 14 |
| 2 Points | 0 / 1 | 0 |
| 3 Points | 1 / 6 | 17 |
| Free Throws | 0 / 0 | 0 |



FIBA EuroBasket 2025 Pre-Qualifiers 2023

Venue: Pavilhão Multiusos de Odivelas
 Game Date: SUN 28 AUG 2022
 Game Time: 17:00

Game No: F/3
 Attendance: 2 500
 Game Duration: 01:45

Shot Chart

POR 102 vs 69 CYP

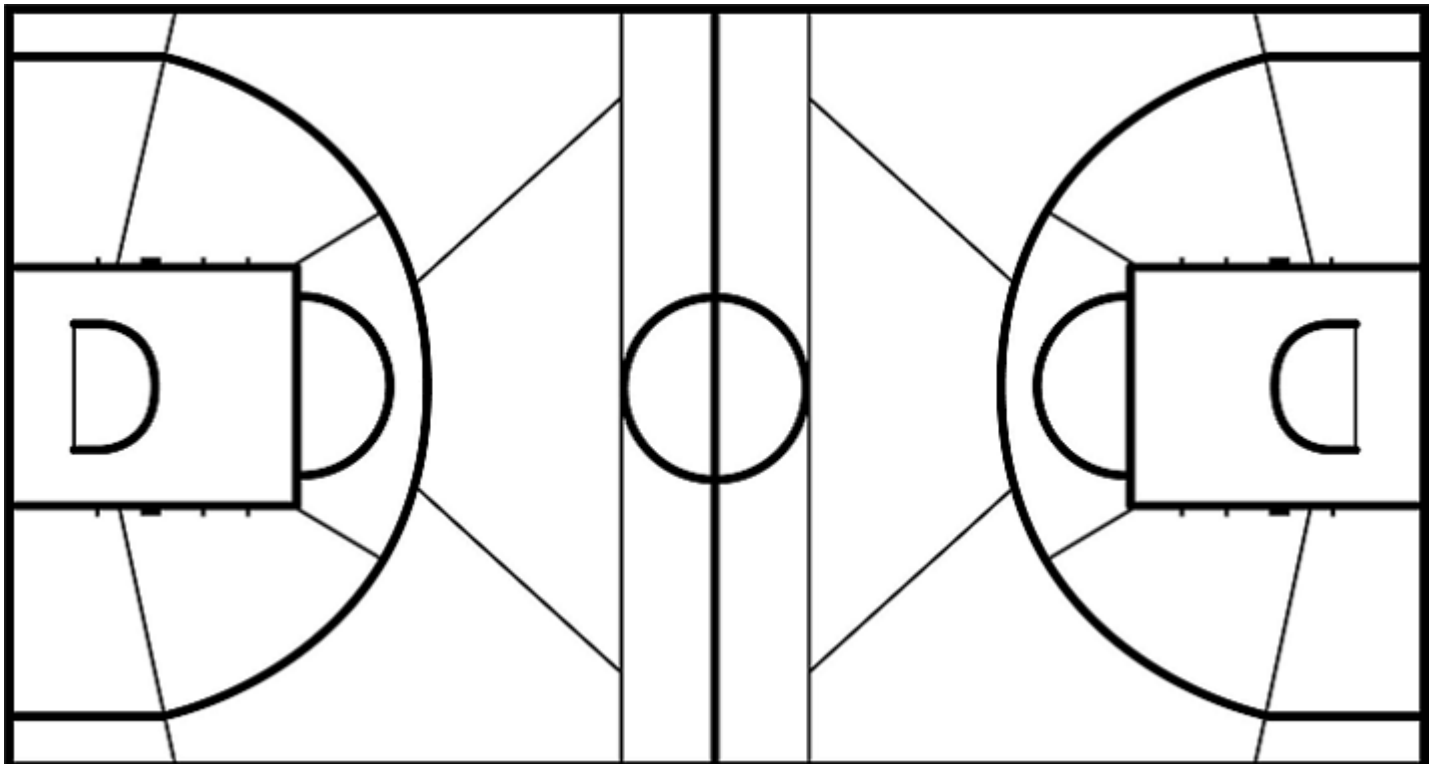
(35-17, 23-22, 23-18, 21-12)

Scoring by 5 min intervals:

| | Q1 | | Q2 | | Q3 | | Q4 | |
|------------|----|----|----|----|----|----|----|-----|
| POR | 15 | 35 | 45 | 58 | 69 | 81 | 90 | 102 |
| CYP | 5 | 17 | 33 | 39 | 46 | 57 | 64 | 69 |

POR - Portugal

CYP - Cyprus



| | M / A | % |
|--------------------|---------|----|
| Fied Goals | 37 / 71 | 52 |
| 2 Points | 23 / 41 | 56 |
| 3 Points | 14 / 30 | 47 |
| Free Throws | 14 / 21 | 67 |

| % | M / A | |
|----|---------|--------------------|
| 39 | 23 / 59 | Fied Goals |
| 39 | 12 / 31 | 2 Points |
| 39 | 11 / 28 | 3 Points |
| 71 | 12 / 17 | Free Throws |