



# FIBA Olympic Pre-Qualifying Tournament 2023 Türkiye 2023

Venue: Sinan Erdem Arena  
 Game Date: SUN 13 AUG 2023  
 Game Time: 12:30

Game No: D/1  
 Attendance: 100  
 Game Duration: 02:17

## Shot Chart

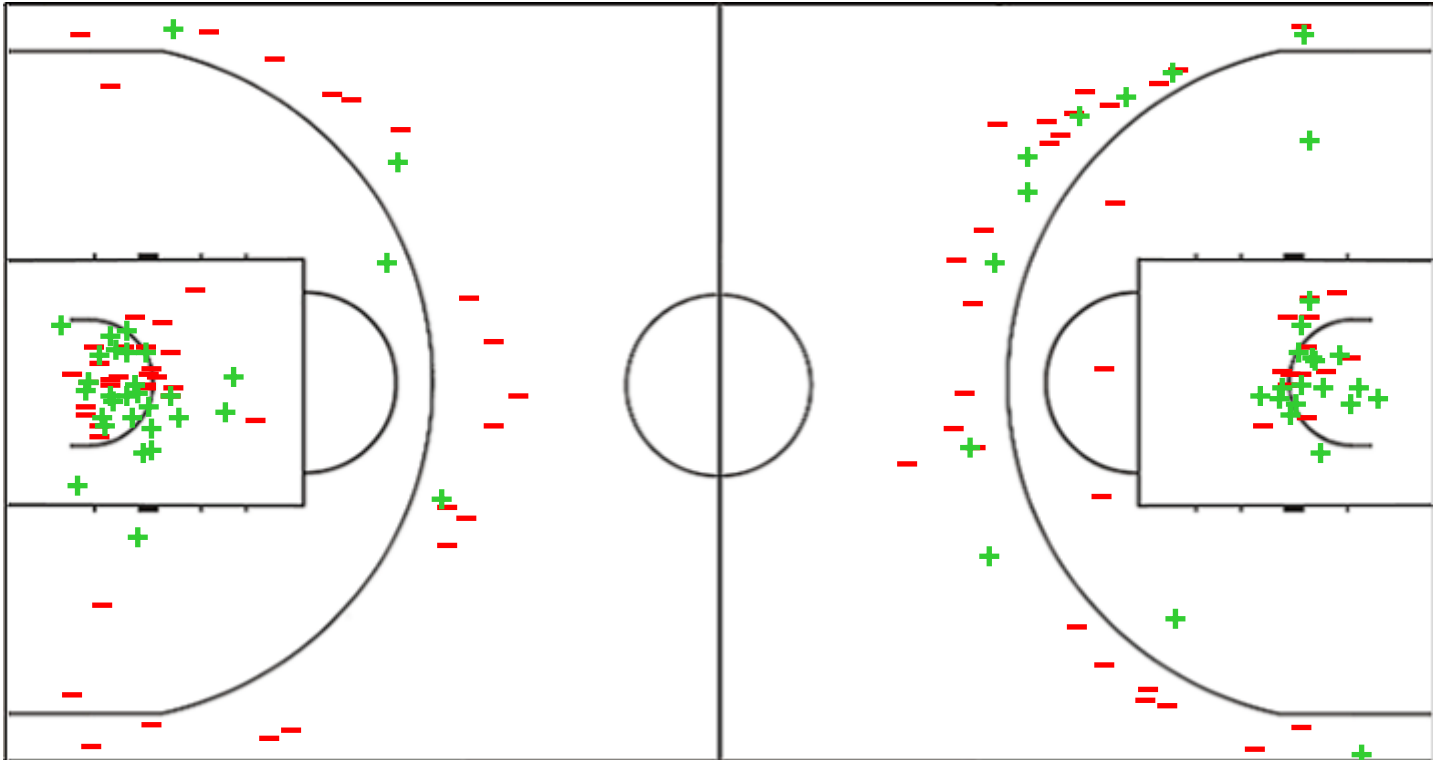
### NED 89 vs 91 SWE (20-18, 19-21, 22-27, 20-15, 8-10)

Scoring by 5 min intervals:

|            | Q1 |    | Q2 |    | Q3 |    | Q4 |    | OT1 |
|------------|----|----|----|----|----|----|----|----|-----|
| <b>NED</b> | 7  | 20 | 31 | 39 | 45 | 61 | 69 | 81 | 89  |
| <b>SWE</b> | 4  | 18 | 28 | 39 | 53 | 66 | 73 | 81 | 91  |

NED - Netherlands

SWE - Sweden



| NED         | M / A   | %  |
|-------------|---------|----|
| Fied Goals  | 33 / 78 | 42 |
| 2 Points    | 30 / 58 | 52 |
| 3 Points    | 3 / 20  | 15 |
| Free Throws | 20 / 26 | 77 |

| %  | M / A   | SWE         |
|----|---------|-------------|
| 42 | 29 / 69 | Fied Goals  |
| 54 | 19 / 35 | 2 Points    |
| 29 | 10 / 34 | 3 Points    |
| 85 | 23 / 27 | Free Throws |

#### GLOBAL PARTNERS



## Shot Chart

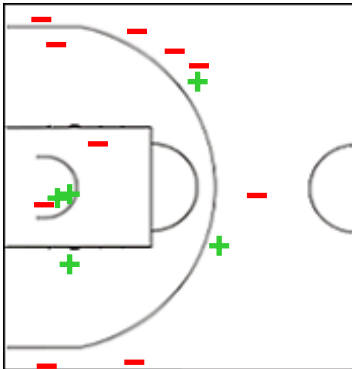
### NED 89 vs 91 SWE (20-18, 19-21, 22-27, 20-15, 8-10)

Scoring by 5 min intervals:

|            | Q1 |    | Q2 |    | Q3 |    | Q4 |    | OT1 |
|------------|----|----|----|----|----|----|----|----|-----|
| <b>NED</b> | 7  | 20 | 31 | 39 | 45 | 61 | 69 | 81 | 89  |
| <b>SWE</b> | 4  | 18 | 28 | 39 | 53 | 66 | 73 | 81 | 91  |

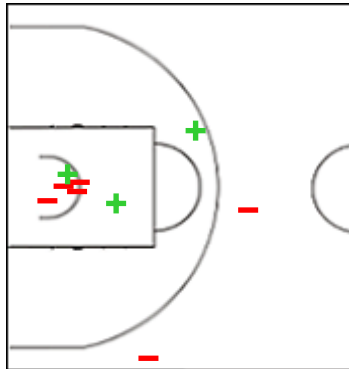
### NED - Netherlands

#### 0 FRANKE Yannick



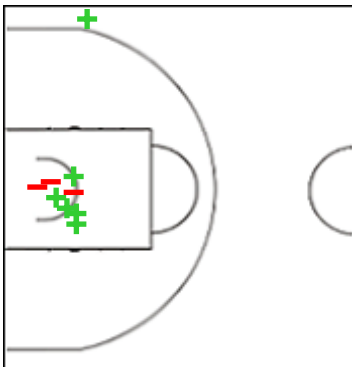
|             | M / A  | %  |
|-------------|--------|----|
| Fied Goals  | 5 / 15 | 33 |
| 2 Points    | 3 / 6  | 50 |
| 3 Points    | 2 / 9  | 22 |
| Free Throws | 7 / 8  | 88 |

#### 1 K. VAN DER VUURST Keye



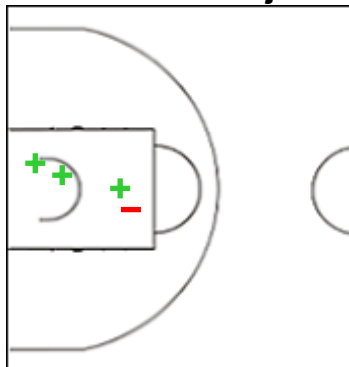
|             | M / A | %  |
|-------------|-------|----|
| Fied Goals  | 3 / 9 | 33 |
| 2 Points    | 3 / 7 | 43 |
| 3 Points    | 0 / 2 | 0  |
| Free Throws | 0 / 1 | 0  |

#### 3 N'GUESSAN David Marc Yapi



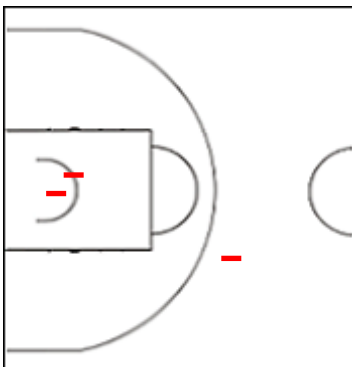
|             | M / A | %   |
|-------------|-------|-----|
| Fied Goals  | 6 / 9 | 67  |
| 2 Points    | 5 / 8 | 63  |
| 3 Points    | 1 / 1 | 100 |
| Free Throws | 4 / 6 | 67  |

#### 7 VERVERS Marijn



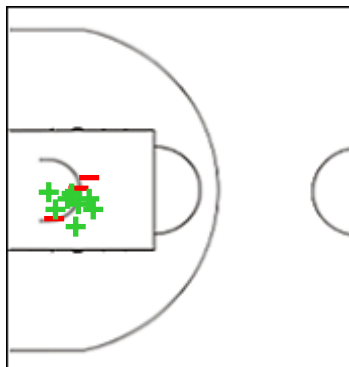
|             | M / A | %  |
|-------------|-------|----|
| Fied Goals  | 3 / 4 | 75 |
| 2 Points    | 3 / 4 | 75 |
| 3 Points    | 0 / 0 | 0  |
| Free Throws | 0 / 0 | 0  |

#### 11 ENARUNA Tristan



|             | M / A | % |
|-------------|-------|---|
| Fied Goals  | 0 / 3 | 0 |
| 2 Points    | 0 / 2 | 0 |
| 3 Points    | 0 / 1 | 0 |
| Free Throws | 0 / 0 | 0 |

#### 14 EDWARDS Jesse



|             | M / A  | %  |
|-------------|--------|----|
| Fied Goals  | 8 / 11 | 73 |
| 2 Points    | 8 / 11 | 73 |
| 3 Points    | 0 / 0  | 0  |
| Free Throws | 2 / 4  | 50 |

## Shot Chart

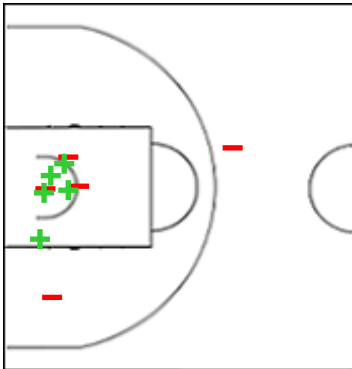
### NED 89 vs 91 SWE (20-18, 19-21, 22-27, 20-15, 8-10)

Scoring by 5 min intervals:

|            | Q1 |    | Q2 |    | Q3 |    | Q4 |    | OT1 |
|------------|----|----|----|----|----|----|----|----|-----|
| <b>NED</b> | 7  | 20 | 31 | 39 | 45 | 61 | 69 | 81 | 89  |
| <b>SWE</b> | 4  | 18 | 28 | 39 | 53 | 66 | 73 | 81 | 91  |

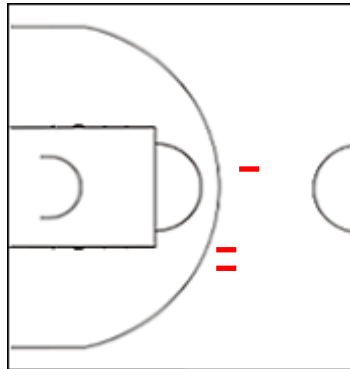
### NED - Netherlands

#### 15 NZEKWESI Emmanuel



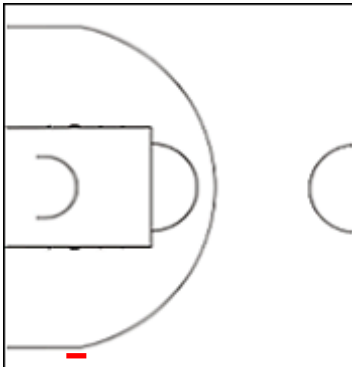
|             | M / A  | %   |
|-------------|--------|-----|
| Fied Goals  | 5 / 10 | 50  |
| 2 Points    | 5 / 9  | 56  |
| 3 Points    | 0 / 1  | 0   |
| Free Throws | 1 / 1  | 100 |

#### 20 VAN BREE Luuk



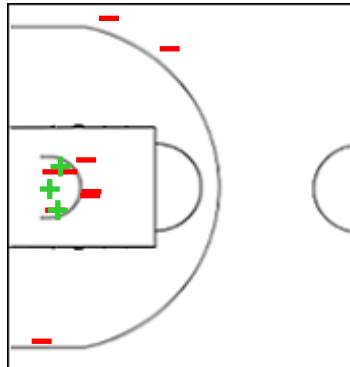
|             | M / A | % |
|-------------|-------|---|
| Fied Goals  | 0 / 3 | 0 |
| 2 Points    | 0 / 0 | 0 |
| 3 Points    | 0 / 3 | 0 |
| Free Throws | 0 / 0 | 0 |

#### 41 BIESHAAR Terrence



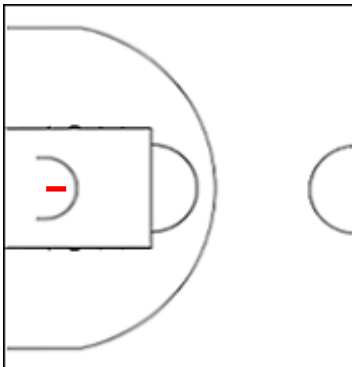
|             | M / A | % |
|-------------|-------|---|
| Fied Goals  | 0 / 1 | 0 |
| 2 Points    | 0 / 0 | 0 |
| 3 Points    | 0 / 1 | 0 |
| Free Throws | 0 / 0 | 0 |

#### 51 MAST Rienk



|             | M / A  | %   |
|-------------|--------|-----|
| Fied Goals  | 3 / 12 | 25  |
| 2 Points    | 3 / 10 | 30  |
| 3 Points    | 0 / 2  | 0   |
| Free Throws | 2 / 2  | 100 |

#### 90 KLOOF Charlon



|             | M / A | %   |
|-------------|-------|-----|
| Fied Goals  | 0 / 1 | 0   |
| 2 Points    | 0 / 1 | 0   |
| 3 Points    | 0 / 0 | 0   |
| Free Throws | 4 / 4 | 100 |

### GLOBAL PARTNERS

## Shot Chart

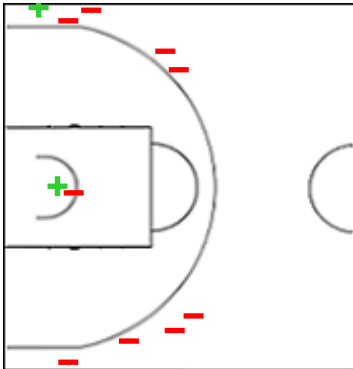
### NED 89 vs 91 SWE (20-18, 19-21, 22-27, 20-15, 8-10)

Scoring by 5 min intervals:

|            | Q1 |    | Q2 |    | Q3 |    | Q4 |    | OT1 |
|------------|----|----|----|----|----|----|----|----|-----|
| <b>NED</b> | 7  | 20 | 31 | 39 | 45 | 61 | 69 | 81 | 89  |
| <b>SWE</b> | 4  | 18 | 28 | 39 | 53 | 66 | 73 | 81 | 91  |

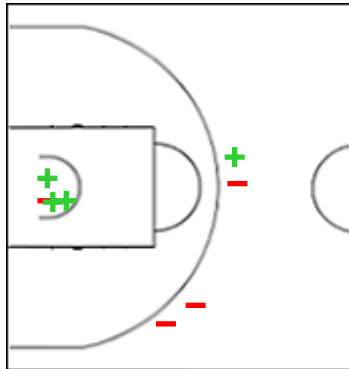
### SWE - Sweden

#### 1 ANDERSSON Denzel



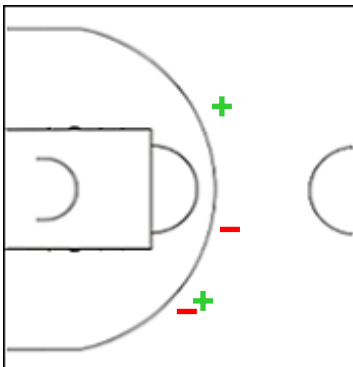
|             | M / A  | %   |
|-------------|--------|-----|
| Fied Goals  | 2 / 11 | 18  |
| 2 Points    | 1 / 2  | 50  |
| 3 Points    | 1 / 9  | 11  |
| Free Throws | 1 / 1  | 100 |

#### 2 RAMSTEDT Adam



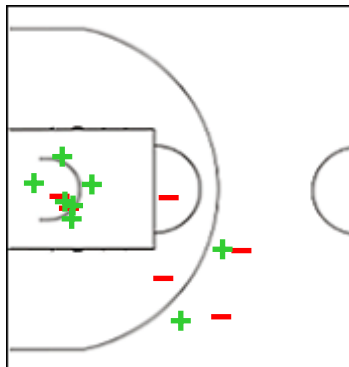
|             | M / A | %  |
|-------------|-------|----|
| Fied Goals  | 4 / 8 | 50 |
| 2 Points    | 3 / 4 | 75 |
| 3 Points    | 1 / 4 | 25 |
| Free Throws | 1 / 2 | 50 |

#### 16 SPIRES Nicholas



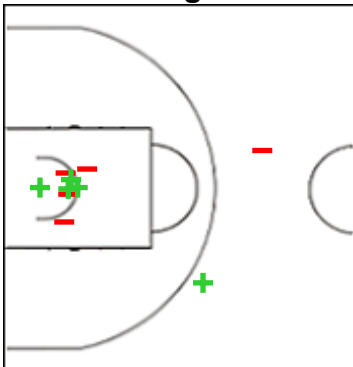
|             | M / A | %  |
|-------------|-------|----|
| Fied Goals  | 2 / 4 | 50 |
| 2 Points    | 0 / 0 | 0  |
| 3 Points    | 2 / 4 | 50 |
| Free Throws | 4 / 5 | 80 |

#### 19 PANTZAR Melwin



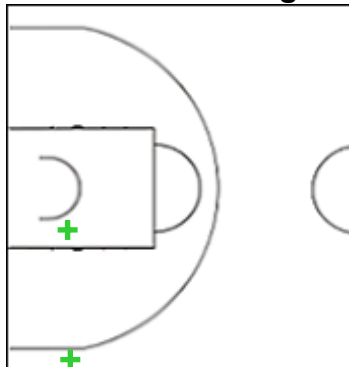
|             | M / A   | %   |
|-------------|---------|-----|
| Fied Goals  | 8 / 14  | 57  |
| 2 Points    | 6 / 10  | 60  |
| 3 Points    | 2 / 4   | 50  |
| Free Throws | 10 / 10 | 100 |

#### 31 NJIE Alagie Barra



|             | M / A  | %  |
|-------------|--------|----|
| Fied Goals  | 5 / 10 | 50 |
| 2 Points    | 4 / 8  | 50 |
| 3 Points    | 1 / 2  | 50 |
| Free Throws | 4 / 5  | 80 |

#### 32 LECESNE Craig Wesley



|             | M / A | %   |
|-------------|-------|-----|
| Fied Goals  | 2 / 2 | 100 |
| 2 Points    | 1 / 1 | 100 |
| 3 Points    | 1 / 1 | 100 |
| Free Throws | 3 / 4 | 75  |



# FIBA Olympic Pre-Qualifying Tournament 2023 Türkiye 2023

Venue: Sinan Erdem Arena  
 Game Date: SUN 13 AUG 2023  
 Game Time: 12:30

Game No: D/1  
 Attendance: 100  
 Game Duration: 02:17

## Shot Chart

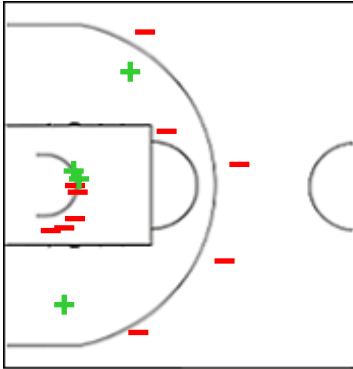
### NED 89 vs 91 SWE (20-18, 19-21, 22-27, 20-15, 8-10)

Scoring by 5 min intervals:

|            | Q1 |    | Q2 |    | Q3 |    | Q4 |    | OT1 |
|------------|----|----|----|----|----|----|----|----|-----|
| <b>NED</b> | 7  | 20 | 31 | 39 | 45 | 61 | 69 | 81 | 89  |
| <b>SWE</b> | 4  | 18 | 28 | 39 | 53 | 66 | 73 | 81 | 91  |

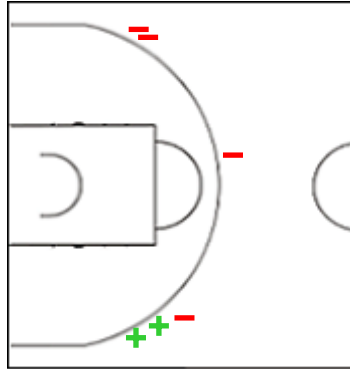
### SWE - Sweden

#### 42 CLARANCE Elijah



|                    | M / A  | %  |
|--------------------|--------|----|
| <b>Fied Goals</b>  | 4 / 14 | 29 |
| <b>2 Points</b>    | 4 / 10 | 40 |
| <b>3 Points</b>    | 0 / 4  | 0  |
| <b>Free Throws</b> | 0 / 0  | 0  |

#### 44 HOOK David



|                    | M / A | %  |
|--------------------|-------|----|
| <b>Fied Goals</b>  | 2 / 6 | 33 |
| <b>2 Points</b>    | 0 / 0 | 0  |
| <b>3 Points</b>    | 2 / 6 | 33 |
| <b>Free Throws</b> | 0 / 0 | 0  |

#### GLOBAL PARTNERS





# FIBA Olympic Pre-Qualifying Tournament 2023 Türkiye 2023

Venue: Sinan Erdem Arena  
 Game Date: SUN 13 AUG 2023  
 Game Time: 12:30

Game No: D/1  
 Attendance: 100  
 Game Duration: 02:17

## Shot Chart

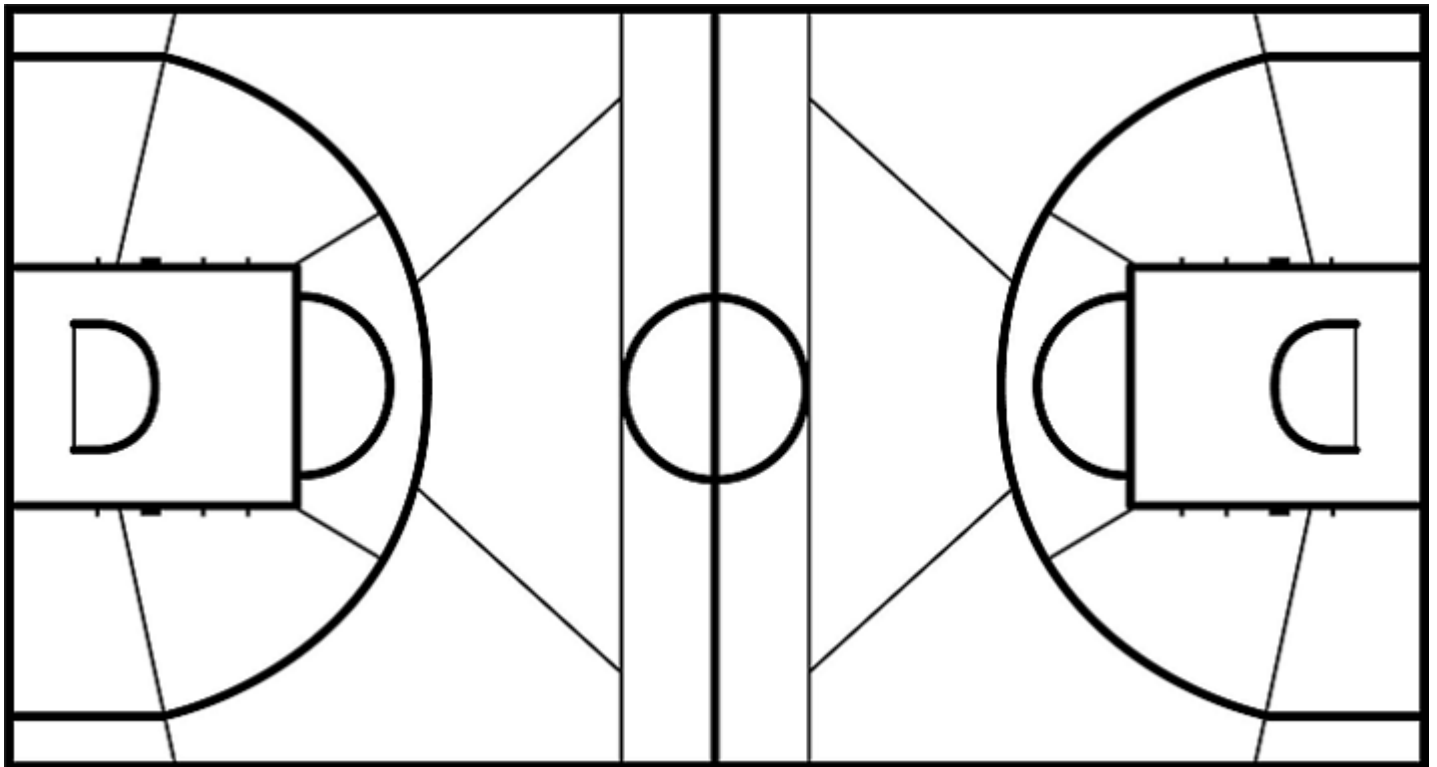
### NED 89 vs 91 SWE (20-18, 19-21, 22-27, 20-15, 8-10)

Scoring by 5 min intervals:

|     | Q1 |    | Q2 |    | Q3 |    | Q4 |    | OT1 |
|-----|----|----|----|----|----|----|----|----|-----|
| NED | 7  | 20 | 31 | 39 | 45 | 61 | 69 | 81 | 89  |
| SWE | 4  | 18 | 28 | 39 | 53 | 66 | 73 | 81 | 91  |

NED - Netherlands

SWE - Sweden



|             | M / A   | %  |
|-------------|---------|----|
| Fied Goals  | 33 / 78 | 42 |
| 2 Points    | 30 / 58 | 52 |
| 3 Points    | 3 / 20  | 15 |
| Free Throws | 20 / 26 | 77 |

| %  | M / A   |             |
|----|---------|-------------|
| 42 | 29 / 69 | Fied Goals  |
| 54 | 19 / 35 | 2 Points    |
| 29 | 10 / 34 | 3 Points    |
| 85 | 23 / 27 | Free Throws |

#### GLOBAL PARTNERS

